



E A S T C O A S T P R I C E L I S T



The Maverick Story

Established | 1992

Maverick was established in 1992 to provide a high-value alternative to using new techniques in thermally-fused laminates, Maverick provides our customers a wide range of finish combinations. Our focus then, as now, remains - speed, service and selection.

Regularly adding new and innovative designs to our collections, Maverick now offers six series of case-goods, each with its own signature. In addition, we continuously add new pieces and features to meet new demands in our users' workplaces.

With our total commitment to customer service, Maverick performs beyond expectations in wide selection and speedy availability. More than half of our business is in products available for delivery within 72 hours of order. Maverick stands behind the quality craftsmanship of our product with thousands of satisfied customers throughout the U.S.



Maverick Series

P.2-56

Maverick Complete

P.57-108



Vista Series

P.109-128

Canyon Series

P.129-143



Conference Collection

P.144-164

Training Tables

P.165-172



Apex Series

P.173-217

Drawer Specs

P.218



Terms & Conditions

P.219

Laminate & Fabric Options

P.220



Why Maverick? Features & Benefits

- Made in the U.S.A.
- Manufactured in Fairfield, Ohio
- 10 Year Limited Manufacturer's Warranty
- Meets California Air Resource Board – Airborne Toxic Control Measures to Reduce Formaldehyde Emissions
- 20 Standard Colors
- Mix and Match Two Colors at No Charge
- Tops and Chassis are 1" Durable Thermally Fused Melamine on 45lb. Industrial Strength Particle Board
- 2-mm Thermally Fused PVC Edge Banding
- Solid Hard Woods for wood-trimmed products
- Metal to Metal connection fittings are installed for bridges and returns
- All products are shipped assembled, some items are excluded
- Chassis fastened by screws, steel brackets and/or concealed fasteners
- Adjustable Leveling Glides
- 9-Ply Birch Wood Lacquer Finish Drawer Interiors
- All Drawers are Standard with 125lb. full-extension, progressive-action slides with precision steel ball bearings
- All Lateral Files Standard with 150lb. Override full-extension, progressive-action with steel ball bearings
- Letter or Legal Filing on all File and Lateral File Drawers
- Metal to Metal inserts on all drawers for easy replacement
- Optional Locks, Grommets, and Handles
- Master Keys and keyed-alike combinations are available
- Custom Colors, sizes and configurations available
- 3 Day Quick Ship

Look For These Icons



This symbol marks Maverick series furniture that is available on our 3 day QuickShip program. Items will have this symbol. Order size limits may apply.




Product with this symbol has a standard 15 day lead time. This is subject to change due to production levels. Please contact customer service for current lead time information at 833.620.5778.



Product marked with this symbol is available in 20 days leadtime. This is subject to change due to production levels. Please contact customer service for current lead time information at 833.620.5778.

- This catalog is divided into sections to help you quickly find the furniture and equipment that fits your needs.
- All prices in this catalog are suggested manufacturer's retail prices.
- Prices and product specifications are subject to change without notice.

Additional Sites | Reference



2020.net



myresourcelibrary.com



projectmatrix.com

Dealer Tools

For the latest information on products and updates visit:

www.maverickdesk.com

maverick series



Our signature Maverick Series combines classic all-laminate designs with the ability to mix and match any of our 20 standard colors to provide modern day durability for any office space.

Maverick | Storage Units and Reception



Maverick | Conference and Community Tables



conference collection

maverick series

 3 Days and  15 Lead Time

Product Specifications

Colors

- 20 standard colors are available on tops and chassis
- See color chart for upcharge information

Top / Worksurfaces

- 1" TFM (Thermally Fused Melamine) on industrial quality (45 lb.) particleboard
- 2 mm thermally-fused PVC edge banding
- Conference table tops have a 1 $\frac{3}{4}$ " built-up edge
- Metal-to-metal connection fittings are installed for bridges and returns
- Woodgrain direction on tops of bridges and returns runs from user side to approach side to coordinate with main unit tops

Chassis Construction

- TFM chassis fastened by screws, steel brackets, and/or concealed fasteners
- $\frac{3}{4}$ " pedestal is standard; full pedestal is optional; double-wall pedestal housing construction
- 1"-thick end panels on desks, returns, credenzas, and bookcases. $\frac{3}{4}$ " thick end panels on hutches
- $\frac{3}{4}$ " height modesty panel on $\frac{3}{4}$ " pedestal unit is standard; 12" modesty may be specified at no upcharge on bridges and returns
- Full-height modesty panel on full pedestal units such as lateral file returns is standard
- Bullet desks are standard with $\frac{3}{4}$ " modesty panel and have 4" black metal posts
- Conference tables are provided with 7" high stretcher
- Unless otherwise specified, conference and round table bases are the same color as the top. Contrasting colors may be specified at no charge
- The modesty inset on the approach side for 30"-deep tops is 6"; for 36"-deep tops, inset is 12"
- The modesty panel is flush to the approach edge on 20"-and 24"-deep tops
- Visible edges are edged with 2 mm thermally-fused PVC edge banding
- Adjustable leveling glides are provided on all units that are designed to be set on the floor
- Hutches for Maverick Series are designed to fit Maverick Series ONLY. Shipped with nail glides on legs - remove for installation
- Product heights are coordinated to facilitate matching, e.g., credenza plus hutch is 65" high. Optional 72" height is available, see page 43 for height upgrade
- Standard woodgrain direction on the modesty of pieces 60" wide or less is vertical. On pieces wider than 60", the grain direction is horizontal
- Lateral file and vertical file chassis are all $\frac{3}{4}$ " material

Drawer Interiors

- 9-ply Birch wood drawers

Drawer Suspension, Construction and Doors

- Box drawers have full-extension, progressive-action slides with precision steel ball bearings.
- Heavy-duty file rods in file drawers
- Drawer fronts are inset to end panels except on storage units
- Recessed finger pulls is standard. Handles are an accessory option, see page 53
- Storage and file units only have MMH3B handles standard
- Overlay drawer front and doors are standard on all separate storage units and separate file units. Other furniture with storage and lateral file elements are inset to the end panels of chassis and overlay at the kneespace
- All file and lateral file drawers, file letter or legal side-to-side
- Each desk only is provided with one box drawer convenience tray. See page 54 for optional additional trays for other units
- File drawer construction accommodates hanging files not stacked material on drawer bottom
- Hutch doors overlay sides before inset to top with 19" clearance below

Cord Management

- A grommet is standard on computer corner elements and reception units; $\frac{3}{4}$ " clearance at bottom of hutch backs
- Optional wire management is available - grommets on page 45

Locks

- Optional except on vertical and lateral files only; on the personal lateral file, the box drawers do not lock
- Optional locking on all pedestals, wall-mount cabinets, hinged-door storage units and hutches is available, see page 43 & 54
- Black or silver, removable cores are standard for all locks
- Pedestal key numbers are randomly assigned to all locking pedestals, except that double pedestal units will be keyed alike
- Key alike may be specified at no additional charge
- Master keys and keyed-alike combinations are available

Note: Dimensions assigned in this price list are nominal. If exact measurements are required, the requirement must be specified in the order and specifically acknowledged by Maverick. Maverick reserves the right to change construction details and standards without notification, if necessary.

maverick series

How to Order Maverick Series

WORKSURFACE UNITS: DESK, CREDENZAS AND RETURNS

1. Product number: **MM S 36 72 L**
-
- Pedestal Location (From user's view, Left or Right).
 If no pedestal involved, use L or R to indicate return location.
- Width
- Depth
- Product Type: Single Pedestal Desk (See page 12)
- Series Name: Maverick

2. Specify Worksurface Finish. Matching color edge banding is standard.
3. Specify Drawer or Door Front Finish (matching color edge band is standard). For two colors...Add \$99 list.
4. Specify Chassis Finish. Matching color edge banding is standard.
5. Specify Handle Options. H3B is standard on storage and lateral file units only, upgrade to H3S no charge.
6. Specify Other Accessories or Upgrades. See pages 52-56.

HANDLE OPTIONS



Crescent Black
(MM H3B)



Crescent Silver
(MM H3S)



Elliptical Black
(MM H5B)



Elliptical Silver
(MM H5S)



Crescent Textured Nickel
(MM H6)



Flared Nickel
(MM H7)



Bow Handle
(MM H8)



Curved Handle
(MM H9)



Bar Square Handle
(MM H10)



Bar Square Handle
(MM H11)



Bar Handle
(MM H14)

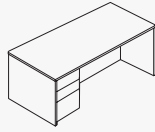


Curved Edge Handle
(APH1)

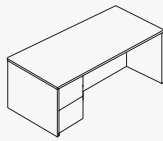
IMPORTANT NOTE: H3B handle is standard only on Maverick Series storage units and lateral files (except sliding door credenzas). See page 53 for prices. H3, H5, H10 thru H14 are \$28 each, H11, H30...\$61 each. APH1...\$55 each.

maverick series

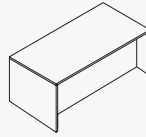
OTHER OPTIONS / UPGRADES



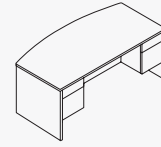
Full Pedestal
box/box/file (C)



Full Pedestal
file/file (D)



Full Modesty
(FMP)



Fan Top
(F)

EDGE PROFILE



2 mm flat PVC edge banding on tops

SIDE VIEW



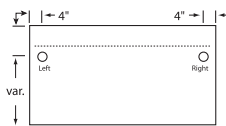
GROMMETS (WORKSURFACE)



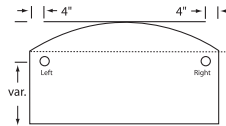
GROMMET

Black grommet is standard where shown.
Upgrade to silver color, N/C.

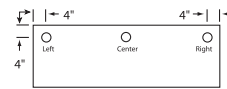
NOTE: While sitting at unit, grommet locations named from left to right. For grommet location on tops and/or modesty panel specify left, center or right. No grommets over pedestals.



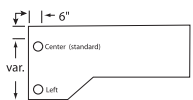
Desks



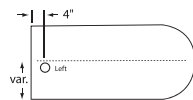
Desks



Credenza, Return,
Bridges



CompuCredenza

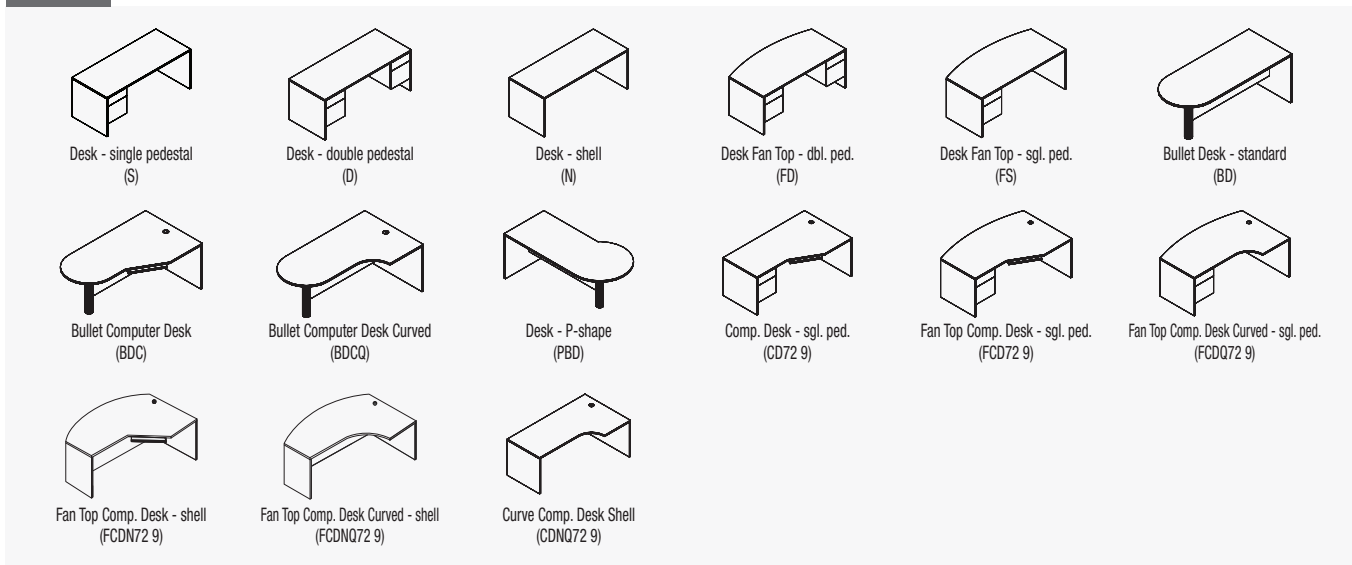


Bullets

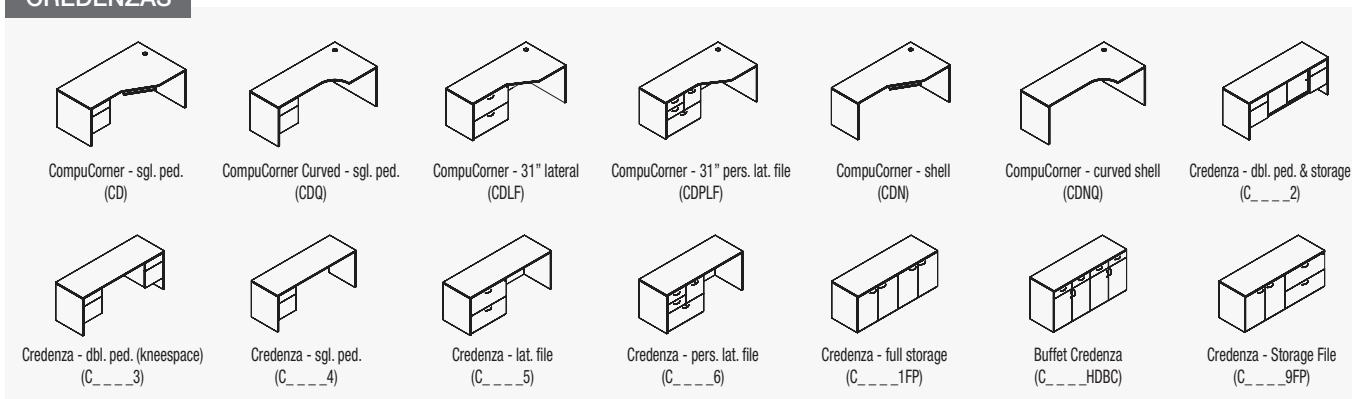
maverick series

Statement of Line

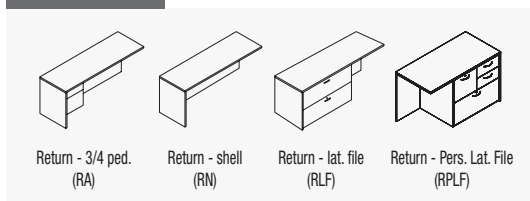
DESK



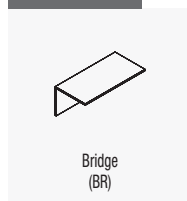
CREDENZAS



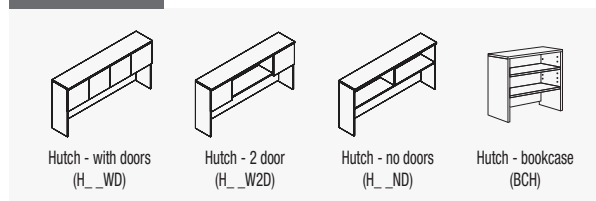
RETURNS



BRIDGE



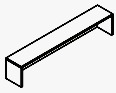
HUTCHES



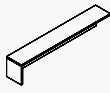
maverick series

Statement of Line

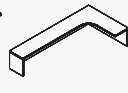
RISERS



Riser (RB)



Riser return (RBR)



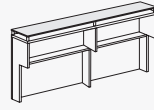
Riser L-Shape (RBL)



Riser - 36" (RB)

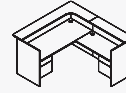


Riser - 48" (RB)

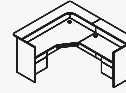


Riser - 72" (RB)

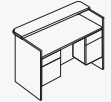
RECEPTION



Reception - "L" (RCAL)

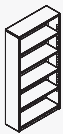


Reception - computer (RCDL)

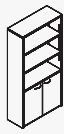


Reception - front (RCAD)

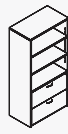
BOOKCASES



Bookcase (BC)

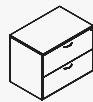


Bookcase - storage (BCD)



Bookcase - lateral (BCLF)

FILING



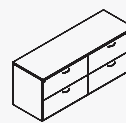
Lateral File (LF2)



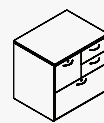
Lateral File - 3-drawer (LF3)



Lateral File - 4-drawer (LF4)



Lateral File - double (LF_2+2)



Lateral File - personal (PLF)

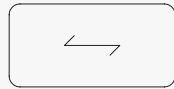


Vertical File (VF)

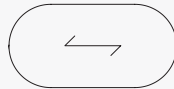
CONFERENCE



Conference Table - boatshape (BS)



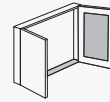
Conference Table - rectangular (RE)



Conference Table - racetrack (RT)



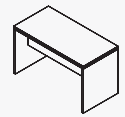
Table - round (RD)



Conference board (CB)



Lectern (LEC)

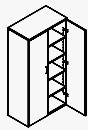


Community Table (NCT)

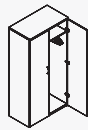
STORAGE



Cabinet - single (STS)



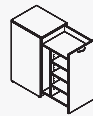
Cabinet - double (ST)



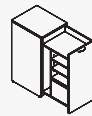
Cabinet - wardrobe (WC)



Personal Storage Unit (WCP)



Side Door Storage Cabinet (MMSDS)



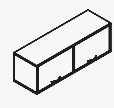
Side Door Storage Cabinet (MMSDF)



Cabinet - utility (HDC)



Cabinet - Wall Mount (CFOHD)



Cabinet - Wall Mount (CFOHB)

STANDS



Printer Stand (PS)

PEDESTALS



Mobile - Box/box/file (PEDCX)



Mobile - File/file (PEDDX)



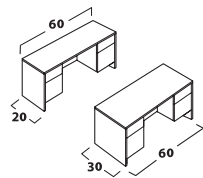
Mobile - Pencil/Box/file (PEDEX)



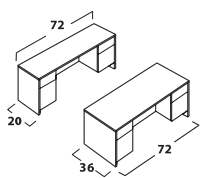
Mobile - Box/file (PEDAX)

maverick series

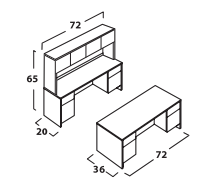
Configurations - Are available for  and 



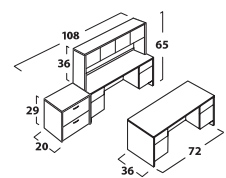
☞ MM1	
1 MMD3060	\$1,033
1 MMC2060 3	\$1,020
\$2,053	



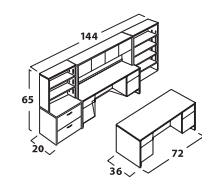
☞ MM2	
1 MMD3672	\$1,288
1 MMC2072 3	\$1,253
\$2,541	



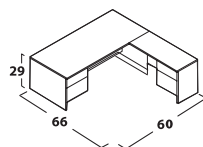
☞ MM3	
1 MMD3672	\$1,288
1 MMC2072 3	\$1,253
1 MMH72WD	\$1,229
\$3,770	



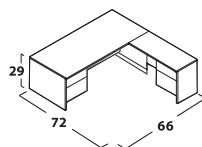
☞ MM4	
1 MMD3672	\$1,288
1 MMC2072 3	\$1,253
1 MMH72WD	\$1,229
1 MMLF202	\$936
\$4,706	



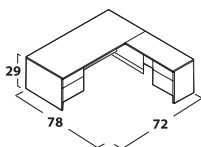
☞ MM5	
1 MMD3672	\$1,288
1 MMC2072 3	\$1,253
1 MMH72WD	\$1,229
1 MMLF202	\$936
1 MMBCB	\$450
1 MMBC3665	\$735
\$5,891	



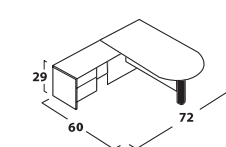
☞ MM6R	
1 MMS3060L	\$860
1 MMRA2036R	\$712
\$1,572	



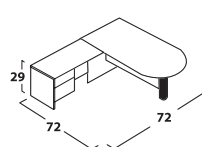
☞ MM7R	
1 MMS3066L	\$966
1 MMRA2442R	\$841
\$1,807	



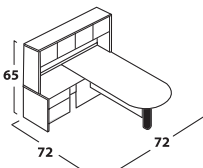
☞ MM8R	
1 MMS3672L	\$1,033
1 MMRA2442R	\$841
\$1,874	



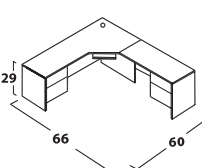
☞ MM9L	
1 MMBD3060L	\$816
1 MMRA2042L	\$725
\$1,541	



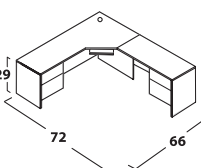
☞ MM10L	
1 MMBD3672L	\$996
1 MMRA2436L	\$812
\$1,808	



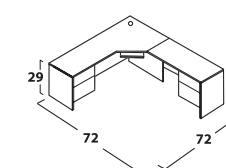
☞ MM11L	
1 MMBD3672L	\$996
1 MMRA2436L	\$812
1 MMH72WD	\$1,229
\$3,037	



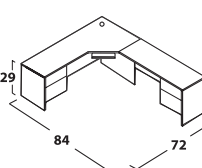
☞ MM12R	
1 MMCD60 2L	\$1,020
1 MMRA2036R	\$712
\$1,732	



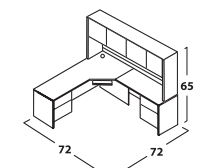
☞ MM13R	
1 MMCD66 4L	\$1,117
1 MMRA2436R	\$812
\$1,929	



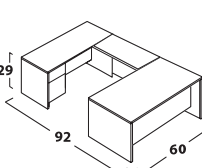
☞ MM14R	
1 MMCD72 4L	\$1,066
1 MMRA2436R	\$812
\$1,878	



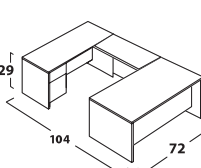
☞ MM15R	
1 MMCD72 4L	\$1,066
1 MMRA2448R	\$855
\$1,921	



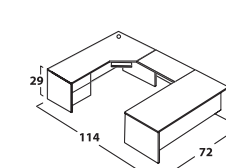
☞ MM16R	
1 MMCD72 4L	\$1,066
1 MMRA2436R	\$812
1 MMH72WD	\$1,229
\$3,107	



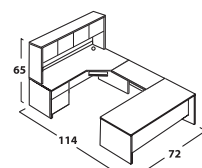
☞ MM17L	
1 MMS3060R	\$860
1 MMBR2042	\$264
1 MMC2060 4L	\$833
\$1,957	



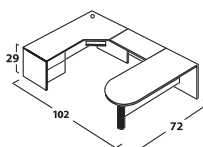
☞ MM18L	
1 MMS3672R	\$1,033
1 MMBR2448	\$400
1 MMC2072 4L	\$954
\$2,387	



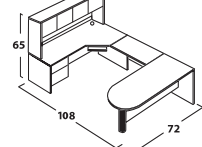
☞ MM19L	
1 MMS3672R	\$1,033
1 MMBR2442	\$356
1 MMCD72 4L	\$1,066
\$2,455	



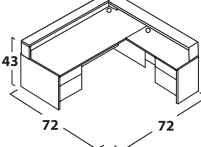
☞ MM20L	
1 MMS3672R	\$1,033
1 MMBR2442	\$356
1 MMCD72 4L	\$1,066
1 MMH72WD	\$1,229
\$3,684	



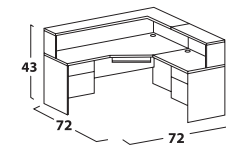
☞ MM21L	
1 MMBD3072L	\$936
1 MMBR2042	\$264
1 MMCD60 2L	\$1,020
\$2,220	



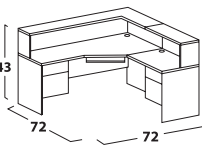
☞ MM22L	
1 MMBD3072L	\$936
1 MMBR2442	\$356
1 MMCD72 4L	\$1,066
1 MMH72WD	\$1,229
\$3,587	



15 DAYS MM23R	
1 MMS3072L	\$983
1 MMRA2442R	\$841
1 MMRB72	\$725
1 MMRBR60R	\$574
2 MMGR234B	\$98
\$3,221	



15 DAYS MM24R	
1 MMCD72 7L	\$1,169
1 MMRA2036R	\$712
1 MMRBL3672R	\$1,060
1 MMRBR36R	\$356
1 MMGR234B	\$49
\$3,346	

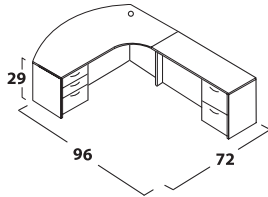


15 DAYS MM25R	
1 MMCD72 4L	\$1,066
1 MMRA2436R	\$812
1 MMRBL3672R	\$1,060
1 MMRBR36R	\$356
1 MMGR234B	\$49
\$3,343	

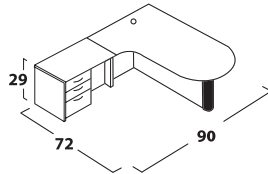
Use "R" or "L" to indicate the position of the return or bridge. Configurations are a small sample of total available. Configurations can be used with limited upgrade options for ☞.

maverick series

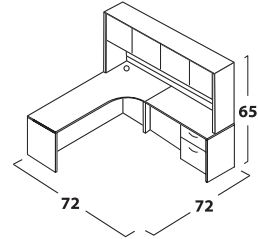
Curved Configurations - Are available for  and 



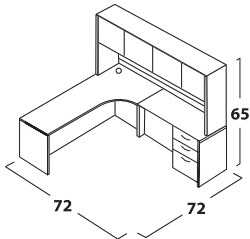
15 DAYS MQ1R	
1 MMFCDQ72C 9L	\$1,944
1 MMRD2448R SPTL, H3B	\$1,288
1 MMUHL2	\$68
1 MMUHL3	\$88
\$3,388	



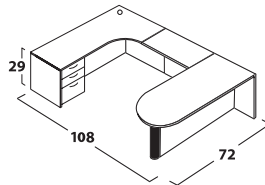
MQ2L	
1 MMBDCQ427230L FMP	\$1,130
1 MMRC2448L SPTR	\$1,288
1 MMUHL3	\$88
\$2,506	



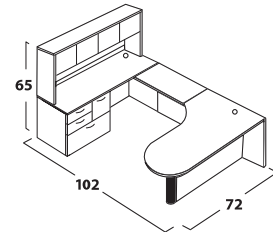
MQ3R	
1 MMCDNQ72 4R FMP	\$1,018
1 MMRA2436R SPTL, H3B	\$981
1 MMH72WD	\$1,229
\$3,228	



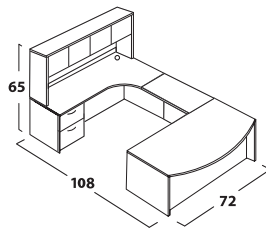
MQ4R	
1 MMCDNQ72 4R FMP	\$1,018
1 MMRC2436R SPTL, H3B	\$1,371
1 MMH72WD	\$1,229
\$3,618	



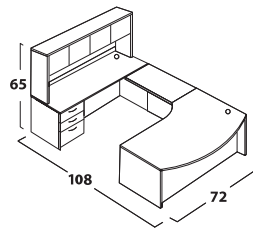
MQ5L	
1 MMBD3672 FMP	\$1,060
1 MMBR2436 FMP	\$345
1 MMCDQ72C 4L, H3B	\$1,509
\$2,914	



15 DAYS MQ6L	
1 MMBDCQ427230L FMP	\$1,130
1 MMBR2436 FMP	\$345
1 MMC2472 6L	\$1,813
1 MMGR234B RIGHT	\$49
1 MMH72WD	\$1,229
\$4,566	



MQ7L	
1 MMFSC3672R	\$1,636
1 MMBR2436 FMP	\$345
1 MMCDQ72D 4L	\$1,383
1 MMUHL2	\$68
1 MMUHL3	\$88
1 MMH72WD	\$1,229
\$4,749	

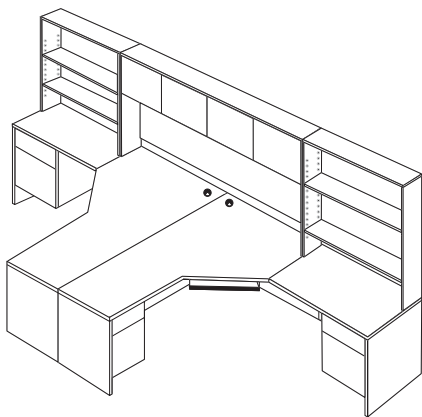



15 DAYS MQ8L	
1 MMFCDNQ72 9L FMP	\$1,293
1 MMBR2436 FMP	\$345
1 MMN2472 FMP	\$754
1 MM GR234 RIGHT	\$49
2 MMPEDCM H3B, PL (EA.)	\$911
1 MMH72WD	\$1,229
\$5,492	

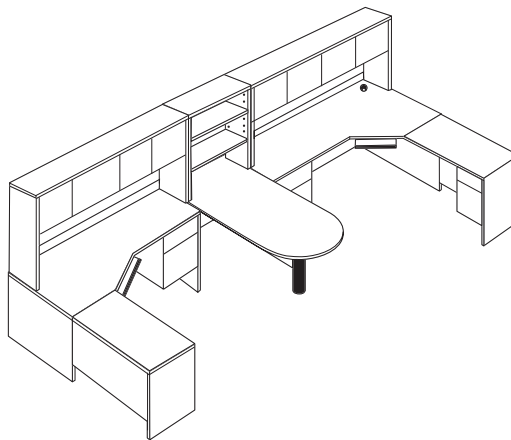
Use "R" or "L" to indicate the position of the return or bridge. Configurations are a small sample of total available.


maverick series

Teaming Set-up - Available for  and 

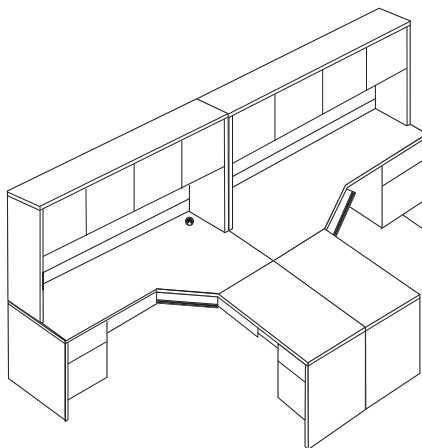



	
1 MMCD72 4R	\$1,066
1 MMCD72 4L	\$1,066
1 MMRA2436R	\$812
1 MMRA2436L	\$812
2 MMBCH	\$900
1 MMH72WD	\$1,229
\$5,885	

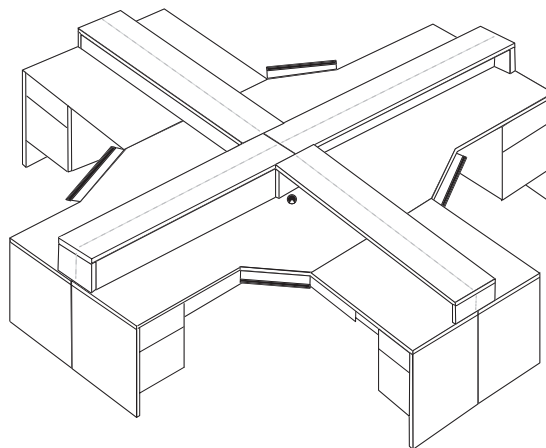



	
1 MMCD72 4R	\$1,066
1 MMCD72 4L	\$1,066
1 MMRA2436R	\$812
1 MMRA2436L	\$812
1 MMBD3672	\$996
2 MMH72WD	\$2,458
1 MMBCH	\$450
\$7,660	

NOTE: Bullet desk stand alone



	
1 MMCD72 4R	\$1,066
1 MMCD72 4L	\$1,066
1 MMRA2436R	\$812
1 MMRA2436L	\$812
2 MMH72WD	\$2,458
\$6,214	



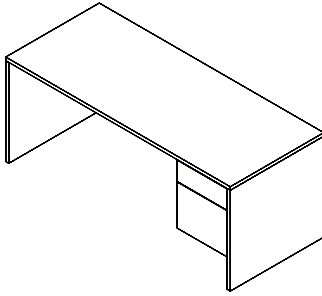
	
2 MMCD72 4R	\$2,132
2 MMCD72 4L	\$2,132
2 MMRA2436R	\$1,624
2 MMRA2436L	\$1,624
2 MMRB66	\$1,300
2 MMRB72	\$1,450
\$10,262	

NOTE: Risers center back panel

For pricing on other Maverick Series teaming set-ups, contact your sales representative or Customer Service.

maverick series

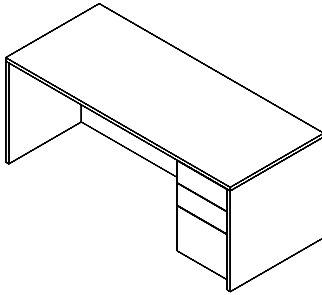
Desks



Single Pedestal Desk, Box/File Right (¾ Modesty)

Model#	Depth	Width	Height	Weight	Cube	Price
☞ MMS2042R	20"	42"	29"	120	15	\$ 786
☞ MMS2060R	20"	60"	29"	150	20	\$ 848
☞ MMS2066R	20"	66"	29"	156	23	\$ 954
☞ MMS2072R	20"	72"	29"	163	24	\$ 966
☞ MMS2442R	24"	42"	29"	127	18	\$ 816
☞ MMS2448R	24"	48"	29"	130	20	\$ 832
☞ MMS3048R	30"	48"	29"	142	25	\$ 846
☞ MMS3060R	30"	60"	29"	190	32	\$ 860
☞ MMS3066R	30"	66"	29"	197	35	\$ 966
☞ MMS3072R	30"	72"	29"	210	38	\$ 983
☞ MMS3672R	36"	72"	29"	225	45	\$1,033

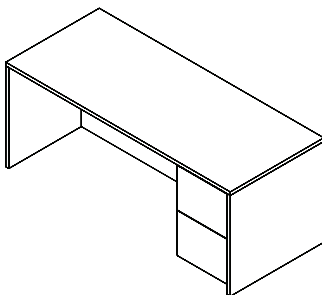
For handles and pedestal lock, add MMUHL2...\$68 (Specify H3B-H14, see p. 44).
For full modesty panel upgrade, add MMFMP...\$64.



Single Pedestal Desk, Box/Box/File Right (Full modesty)

Model#	Depth	Width	Height	Weight	Cube	Price
☞ MMSC2042R	20"	42"	29"	155	15	\$1,147
☞ MMSC2060R	20"	60"	29"	180	20	\$1,205
☞ MMSC2066R	20"	66"	29"	190	23	\$1,312
☞ MMSC2072R	20"	72"	29"	200	24	\$1,328
☞ MMSC2442R	24"	42"	29"	175	18	\$1,177
☞ MMSC2448R	24"	48"	29"	183	20	\$1,194
☞ MMSC3048R	30"	48"	29"	203	25	\$1,205
☞ MMSC3060R	30"	60"	29"	224	32	\$1,222
☞ MMSC3066R	30"	66"	29"	234	35	\$1,328
☞ MMSC3072R	30"	72"	29"	244	38	\$1,342
☞ MMSC3672R	36"	72"	29"	267	45	\$1,396

For handles and pedestal lock, add MMUHL3...\$88 (Specify H3B-H14, see p. 44).



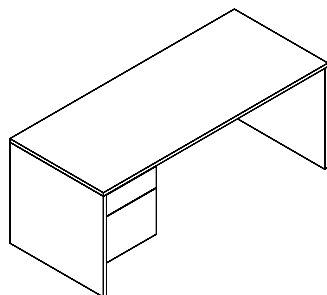
Single Pedestal Desk, File/File Right (Full modesty)

Model#	Depth	Width	Height	Weight	Cube	Price
☞ MMSD2042R	20"	42"	29"	155	15	\$1,107
☞ MMSD2060R	20"	60"	29"	180	20	\$1,165
☞ MMSD2066R	20"	66"	29"	190	23	\$1,271
☞ MMSD2072R	20"	72"	29"	200	24	\$1,284
☞ MMSD2442R	24"	42"	29"	175	18	\$1,135
☞ MMSD2448R	24"	48"	29"	183	20	\$1,152
☞ MMSD3048R	30"	48"	29"	203	25	\$1,165
☞ MMSD3060R	30"	60"	29"	224	32	\$1,181
☞ MMSD3066R	30"	66"	29"	234	35	\$1,284
☞ MMSD3072R	30"	72"	29"	244	38	\$1,302
☞ MMSD3672R	36"	72"	29"	267	45	\$1,354

For handles and pedestal lock, add MMUHL2...\$68 (Specify H3B-H14, see p. 44).

maverick series

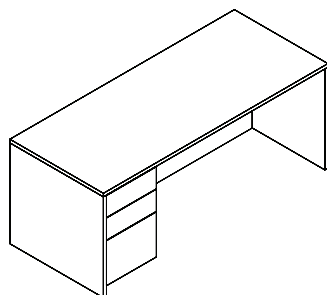
Desks



Single Pedestal Desk, Box/File Left (¾ Modesty)

Model#	Depth	Width	Height	Weight	Cube	Price
☞ MMS2042L	20"	42"	29"	120	15	\$ 786
☞ MMS2060L	20"	60"	29"	150	20	\$ 848
☞ MMS2066L	20"	66"	29"	156	23	\$ 954
☞ MMS2072L	20"	72"	29"	163	24	\$ 966
☞ MMS2442L	24"	42"	29"	127	18	\$ 816
☞ MMS2448L	24"	48"	29"	130	20	\$ 832
☞ MMS3048L	30"	48"	29"	142	25	\$ 846
☞ MMS3060L	30"	60"	29"	190	32	\$ 860
☞ MMS3066L	30"	66"	29"	197	35	\$ 966
☞ MMS3072L	30"	72"	29"	210	38	\$ 983
☞ MMS3672L	36"	72"	29"	225	45	\$1,033

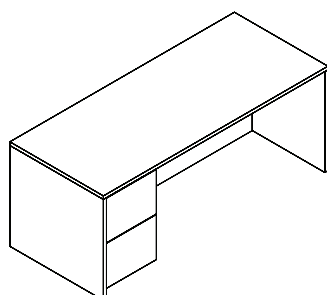
For handles and pedestal lock, add MMUHL2...\$68 (Specify H3B-H14, see p. 44).
For full modesty panel upgrade, add MMFMP...\$64.



Single Pedestal Desk, Box/Box/File Left (Full modesty)

Model#	Depth	Width	Height	Weight	Cube	Price
☞ MMSC2042L	20"	42"	29"	155	15	\$1,147
☞ MMSC2060L	20"	60"	29"	180	20	\$1,205
☞ MMSC2066L	20"	66"	29"	190	23	\$1,312
☞ MMSC2072L	20"	72"	29"	200	24	\$1,328
☞ MMSC2442L	24"	42"	29"	175	18	\$1,177
☞ MMSC2448L	24"	48"	29"	183	20	\$1,194
☞ MMSC3048L	30"	48"	29"	203	25	\$1,205
☞ MMSC3060L	30"	60"	29"	224	32	\$1,222
☞ MMSC3066L	30"	66"	29"	234	35	\$1,328
☞ MMSC3072L	30"	72"	29"	244	38	\$1,342
☞ MMSC3672L	36"	72"	29"	267	45	\$1,396

For handles and pedestal lock, add MMUHL3...\$88 (Specify H3B-H14, see p. 44).



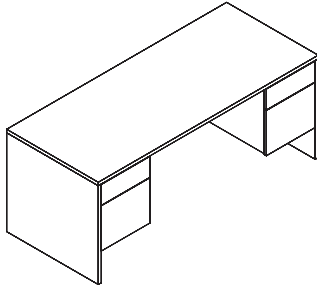
Single Pedestal Desk, File/File Left (Full modesty)

Model#	Depth	Width	Height	Weight	Cube	Price
☞ MMSD2042L	20"	42"	29"	155	15	\$1,107
☞ MMSD2060L	20"	60"	29"	180	20	\$1,165
☞ MMSD2066L	20"	66"	29"	190	23	\$1,271
☞ MMSD2072L	20"	72"	29"	200	24	\$1,284
☞ MMSD2442L	24"	42"	29"	175	18	\$1,135
☞ MMSD2448L	24"	48"	29"	183	20	\$1,152
☞ MMSD3048L	30"	48"	29"	203	25	\$1,165
☞ MMSD3060L	30"	60"	29"	224	32	\$1,181
☞ MMSD3066L	30"	66"	29"	234	35	\$1,284
☞ MMSD3072L	30"	72"	29"	244	38	\$1,302
☞ MMSD3672L	36"	72"	29"	267	45	\$1,354

For handles and pedestal lock, add MMUHL2...\$68 (Specify H3B-H14, see p. 44).

maverick series

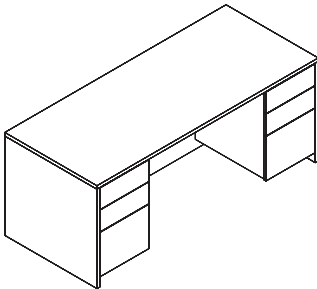
Desks



Double Pedestal Desk, Box/File Left and Right (3/4 Modesty)

Model#	Depth	Width	Height	Weight	Cube	Price
☞ MMD3060	30"	60"	29"	260	32	\$1,033
☞ MMD3066	30"	66"	29"	266	35	\$1,252
☞ MMD3072	30"	72"	29"	270	38	\$1,274
☞ MMD3672	36"	72"	29"	276	45	\$1,288

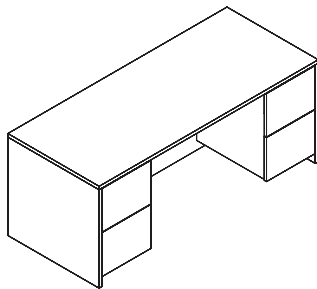
For handles and pedestal lock, add MMUHL2...\$68 each (Specify H3B-H14, see p. 44).
For full modesty panel upgrade, add MMFMP...\$64.



Double Pedestal Desk, Box/Box/File Left and Right (Full modesty)

Model#	Depth	Width	Height	Weight	Cube	Price
☞ MMDC3060	30"	60"	29"	294	32	\$1,396
☞ MMDC3066	30"	66"	29"	304	35	\$1,663
☞ MMDC3072	30"	72"	29"	314	38	\$1,686
☞ MMDC3672	36"	72"	29"	337	45	\$1,701

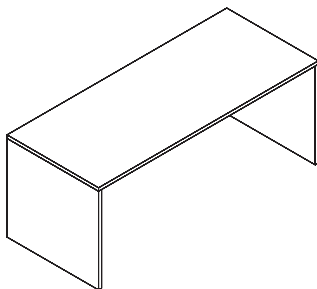
For handles and pedestal lock, add MMUHL3...\$88 each (Specify H3B-H14, see p. 44).
For left box/box/file and right file/file configuration, use model# MMDCD... N/C.



Double Pedestal Desk, File/File Left and Right (Full modesty)

Model#	Depth	Width	Height	Weight	Cube	Price
☞ MMDD3060	30"	60"	29"	294	32	\$1,354
☞ MMDD3066	30"	66"	29"	304	35	\$1,621
☞ MMDD3072	30"	72"	29"	314	38	\$1,644
☞ MMDD3672	36"	72"	29"	337	45	\$1,659

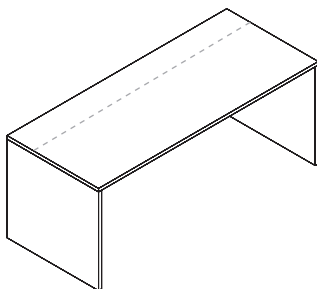
For handles and pedestal lock, add MMUHL2...\$68 each (Specify H3B-H14, see p. 44).



Credenza Shell 3/4 Modesty (Flush 3/4 modesty, 20" & 24"D)

Model#	Depth	Width	Height	Weight	Cube	Price
☞ MMN2042	20"	42"	29"	84	17	\$465
☞ MMN2048	20"	48"	29"	84	17	\$479
☞ MMN2060	20"	60"	29"	92	20	\$518
☞ MMN2066	20"	66"	29"	96	23	\$554
☞ MMN2072	20"	72"	29"	100	24	\$570
☞ MMN2436	24"	36"	29"	89	16	\$472
☞ MMN2442	24"	42"	29"	95	18	\$518
☞ MMN2448	24"	48"	29"	104	20	\$531
☞ MMN2460	24"	60"	29"	120	25	\$570
☞ MMN2466	24"	66"	29"	127	28	\$645
☞ MMN2472	24"	72"	29"	132	30	\$690

For left or right 1/2 leg specify on order...N/C. For full modesty panel upgrade, add MMFMP...\$64.



Desk Shell 3/4 Modesty (Inset modesty...30"D-6" Inset modesty, 36"D-12" Inset modesty)

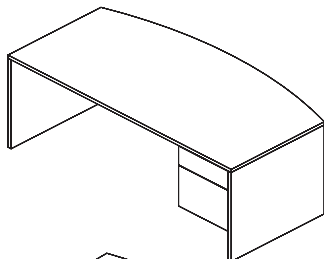
Model#	Depth	Width	Height	Weight	Cube	Price
☞ MMN3042	30"	42"	29"	114	22	\$570
☞ MMN3048	30"	48"	29"	120	25	\$586
☞ MMN3060	30"	60"	29"	126	32	\$601
☞ MMN3066	30"	66"	29"	132	35	\$669
☞ MMN3072	30"	72"	29"	138	38	\$690
☞ MMN3672	36"	72"	29"	152	45	\$705

For left or right 1/2 leg specify on order...N/C. For full modesty panel upgrade, add MMFMP...\$64.

See available accessories and upgrades, pp. 53-56.

maverick series

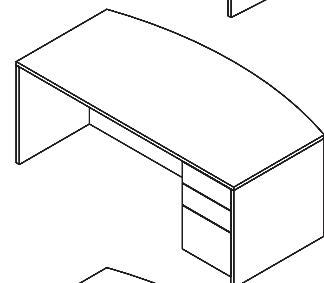
Desks



Fan Top Single Pedestal Desk, Box/File Right (¼ Modesty)

Model#	Depth	Width	Height	Weight	Cube	Price
☞ MMFS3672R	30-36"	72"	29"	233	45	\$1,274
☞ MMFS4272R	36-42"	72"	29"	258	53	\$1,318

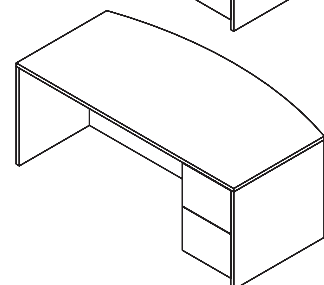
For handles and pedestal lock, add MMUHL2...\$68 each (Specify H3B-H14, see p. 44).
For full modesty panel upgrade, add MMFMP...\$64.



Fan Top Single Pedestal Desk, Box/Box/File Right (Full modesty)

Model#	Depth	Width	Height	Weight	Cube	Price
☞ MMFSC3672R	30-36"	72"	29"	265	45	\$1,636
☞ MMFSC4272R	36-42"	72"	29"	280	53	\$1,679

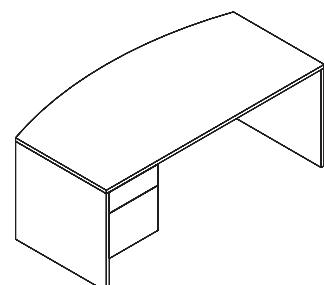
For handles and pedestal lock, add MMUHL3...\$88 (Specify H3B-H14, see p. 44).



Fan Top Single Pedestal Desk, File/File Right (Full modesty)

Model#	Depth	Width	Height	Weight	Cube	Price
☞ MMFSD3672R	30-36"	72"	29"	265	45	\$1,594
☞ MMFSD4272R	36-42"	72"	29"	280	53	\$1,637

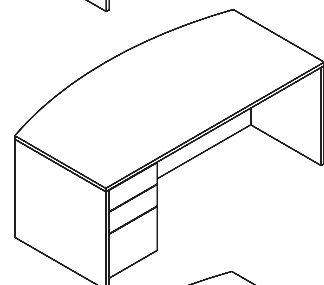
For handles and pedestal lock, add MMUHL2...\$68 (Specify H3B-H14, see p. 44).



Fan Top Single Pedestal Desk, Box/File Left (¼ Modesty)

Model#	Depth	Width	Height	Weight	Cube	Price
☞ MMFS3672L	30-36"	72"	29"	233	45	\$1,274
☞ MMFS4272L	36-42"	72"	29"	258	53	\$1,318

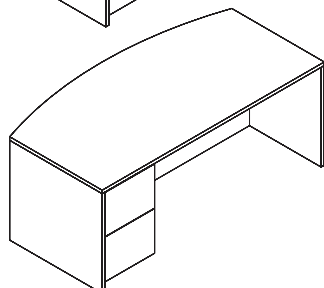
For handles and pedestal lock, add MMUHL2...\$68 each (Specify H3B-H14, see p. 44).
For full modesty panel upgrade, add MMFMP...\$64.



Fan Top Single Pedestal Desk, Box/Box/File Left (Full modesty)

Model#	Depth	Width	Height	Weight	Cube	Price
☞ MMFSC3672L	30-36"	72"	29"	265	45	\$1,636
☞ MMFSC4272L	36-42"	72"	29"	280	53	\$1,679

For handles and pedestal lock, add MMUHL3...\$88 (Specify H3B-H14, see p. 44).



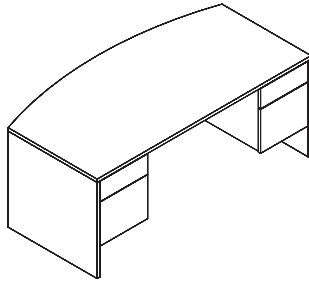
Fan Top Single Pedestal Desk, File/File Left (Full modesty)

Model#	Depth	Width	Height	Weight	Cube	Price
☞ MMFSD3672L	30-36"	72"	29"	265	45	\$1,594
☞ MMFSD4272L	36-42"	72"	29"	280	53	\$1,637

For handles and pedestal lock, add MMUHL2...\$68 (Specify H3B-H14, see p. 44).

maverick series

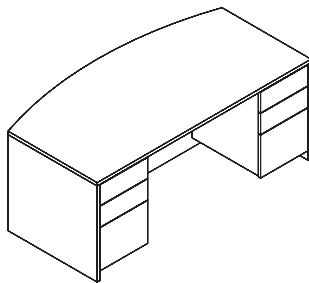
Desks



Double Pedestal Desk, Box/File Left and Right (¾ Modesty)

Model#	Depth	Width	Height	Weight	Cube	Price
☞ MMFD3672	30-36"	72"	29"	280	45	\$1,553
☞ MMFD4272	36-42"	72"	29"	305	53	\$1,567

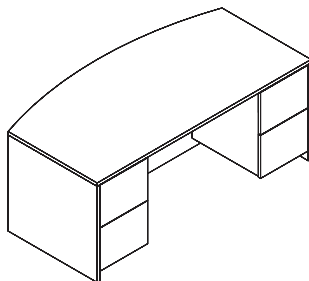
For handles and pedestal lock, add MMUHL2...\$68 each (Specify H3B-H14, see p. 44).
For full modesty panel upgrade, add MMFMP...\$64.



Fan Top Double Pedestal Desk, Box/Box/File Left and Right (Full modesty)

Model#	Depth	Width	Height	Weight	Cube	Price
☞ MMFDC3672	30-36"	72"	29"	335	45	\$1,913
☞ MMFDC4272	36-42"	72"	29"	350	53	\$1,927

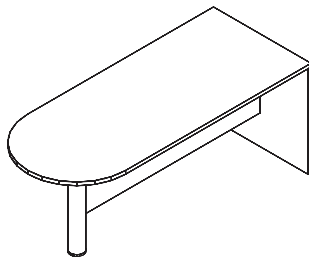
For handles and pedestal lock, add MMUHL3...\$88 each (Specify H3B-H14, see p. 44).
For Left Box/Box/File, Right File/File configuration specify N/C. Use MMFDCD_____.



Fan Top Double Pedestal Desk, File/File Left and Right (Full modesty)

Model#	Depth	Width	Height	Weight	Cube	Price
☞ MMFDD3672	30-36"	72"	29"	335	45	\$1,871
☞ MMFDD4272	36-42"	72"	29"	350	53	\$1,883

For handles and pedestal lock, add MMUHL2...\$68 each (Specify H3B-H14, see p. 44).



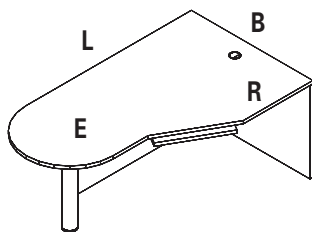
Bullet Desk, (¾ modesty, 4" black post), Left and Right Connection

Model#	Depth	Width	Height	Weight	Cube	Price
☞ MMBD3060	30"	60"	29"	180	32	\$816
☞ MMBD3072	30"	72"	29"	195	35	\$936
☞ MMBD3660	36"	60"	29"	185	38	\$936
☞ MMBD3672	36"	72"	29"	205	45	\$996

For full modesty panel upgrade, add MMFMP...\$64. For silver post upgrade, add MMUHLEGJS...\$29.
Bullet desk is set up for left and right connection.

maverick series

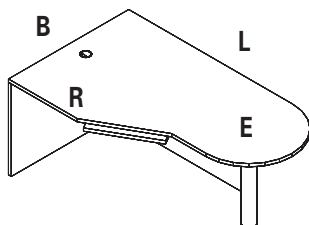
Desks



Bullet Computer Desk (¾ Modesty, 4" black post) For Right Return

Model#	Depth (B,E)	Width (L,R)	Height	Weight	Cube	Price
☞ MMBDC427230R	42/30"	72"/24"	29"	195	53	\$1,066
☞ MMBDC427830R	42/30"	78"/24"	29"	205	58	\$1,305

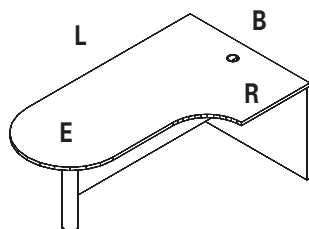
Keyboard tray and worksurface black grommet are standard. Upgrade grommet cover to silver, N/C.
For silver post upgrade, add MMUHLEGJS...\$29. For full modesty panel upgrade, add MMFMP...\$64.



Bullet Computer Desk (¾ Modesty, 4" black post) For Left Return

Model#	Depth (B,E)	Width (L,R)	Height	Weight	Cube	Price
☞ MMBDC427230L	42/30"	72"/24"	29"	195	53	\$1,066
☞ MMBDC427830L	42/30"	78"/24"	29"	205	58	\$1,305

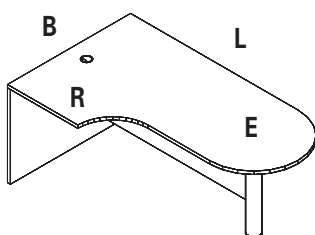
Keyboard tray and worksurface black grommet are standard. Upgrade grommet cover to silver, N/C.
For silver post upgrade, add MMUHLEGJS...\$29. For full modesty panel upgrade, add MMFMP...\$64.



Bullet Computer Desk, Curved (¾ Modesty, 4" black post) For Right Return

Model#	Depth (B,E)	Width (L,R)	Height	Weight	Cube	Price
☞ MMBDCQ427230R	42/30"	72"/24"	29"	195	53	\$1,066

Worksurface black grommet standard. Upgrade grommet cover to silver, N/C.
For silver post upgrade, add MMUHLEGJS...\$29. For full modesty panel upgrade, add MMFMP...\$64.



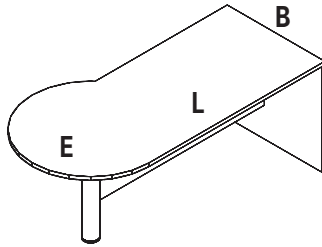
Bullet Computer Desk, Curved (¾ Modesty, 4" black post) For Left Return

Model#	Depth (B,E)	Width (L,R)	Height	Weight	Cube	Price
☞ MMBDCQ427230L	42/30"	72"/24"	29"	195	53	\$1,066

Worksurface black grommet standard. Upgrade grommet cover to silver, N/C.
For silver post upgrade, add MMUHLEGJS...\$29. For full modesty panel upgrade, add MMFMP...\$64.

maverick series

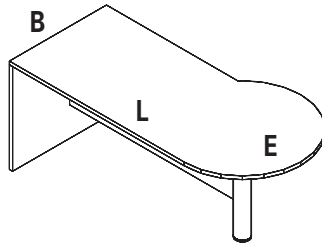
Desks



P-shape Desk (¾ Modesty, 4" black post) For Right Return

Model#	Depth (B,E)	Width (L)	Height	Weight	Cube	Price
MMPBD3072R	30/36"	72"	29"	200	45	\$1,138
MMPBD3672R	36/42"	72"	29"	205	53	\$1,199
MMPBD3678R	36/42"	78"	29"	215	49	\$1,305
MMPBD3684R	36/42"	84"	29"	225	62	\$1,507

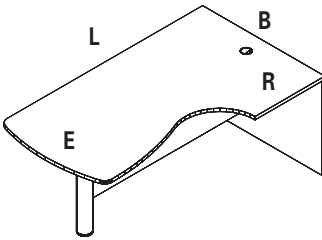
For silver post upgrade, add MMUHLEGJS...\$29. For full modesty panel upgrade, add MMFMP...\$64.



P-shape Desk (¾ Modesty, 4" black post) For Left Return

Model#	Depth (B,E)	Width (L)	Height	Weight	Cube	Price
MMPBD3072L	30/36"	72"	29"	200	45	\$1,138
MMPBD3672L	36/42"	72"	29"	205	53	\$1,199
MMPBD3678L	36/42"	78"	29"	215	49	\$1,305
MMPBD3684L	36/42"	84"	29"	225	62	\$1,507

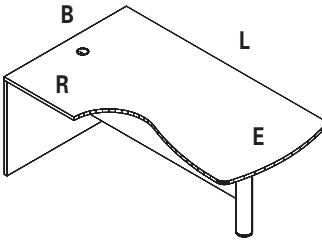
For silver post upgrade, add MMUHLEGJS...\$29. For full modesty panel upgrade, add MMFMP...\$64.



Arc End Computer Desk (¾ Modesty, 4" black post) For Right Return

Model#	Depth (B,E)	Width (L,R)	Height	Weight	Cube	Price
MMAE427236R	42/36"	72"/24"	29"	205	53	\$1,319
MMAE427836R	42/36"	78"/24"	29"	215	58	\$1,435

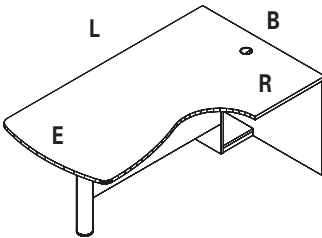
Black grommet standard. Upgrade grommet cover to silver, N/C. For silver post upgrade, add MMUHLEGJS...\$29. For full modesty panel upgrade, add MMFMP...\$64.



Arc End Computer Desk (¾ Modesty, 4" black post) For Left Return

Model#	Depth (B,E)	Width (L,R)	Height	Weight	Cube	Price
MMAE427236L	42/36"	72"/24"	29"	205	53	\$1,319
MMAE427836L	42/36"	78"/24"	29"	215	58	\$1,435

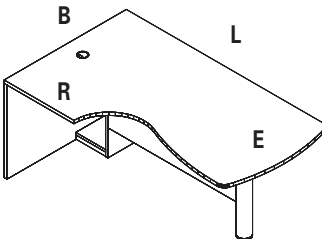
Black grommet standard. Upgrade grommet cover to silver, N/C. For silver post upgrade, add MMUHLEGJS...\$29. For full modesty panel upgrade, add MMFMP...\$64.



Arc End Computer Desk w/CPU Storage Cabinet (¾ Modesty, 4" black post) For Right Return

Model#	Depth (B,E)	Width (L,R)	Height	Weight	Cube	Price
MMAEC427236R	42/36"	72"/24"	29"	205	53	\$1,432
MMAEC427836R	42/36"	78"/24"	29"	215	58	\$1,639

Black grommet standard. Upgrade grommet cover to silver, N/C. For silver post upgrade, add MMUHLEGJS...\$29. For full modesty panel upgrade, add MMFMP...\$64.



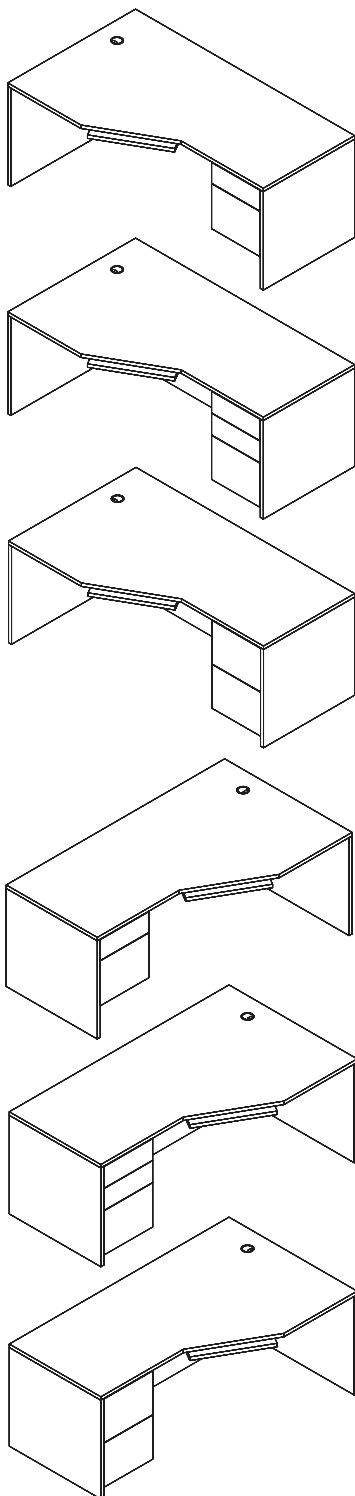
Arc End Computer Desk w/CPU Storage Cabinet (¾ Modesty, 4" black post) For Left Return

Model#	Depth (B,E)	Width (L,R)	Height	Weight	Cube	Price
MMAEC427236L	42/36"	72"/24"	29"	205	53	\$1,432
MMAEC427836L	42/36"	78"/24"	29"	215	58	\$1,639

Black grommet standard. Upgrade grommet cover to silver, N/C. For silver post upgrade, add MMUHLEGJS...\$29. For full modesty panel upgrade, add MMFMP...\$64.

maverick series

Desks



Computer Desk, Box/File Pedestal Right (Front unit, 3/4 modesty inset 6")

Model#	(L)	(B)	(E)	(K)	(R)	(W)	Weight	Cube	Price
MMCD72 9R	72"	42"	30"	24"	24"	27"	285	45	\$1,471

Keyboard tray and worksurface black grommet are standard. Upgrade grommet cover to silver, N/C. For handles and pedestal lock, add MMUHL2...\$68 each (Specify H3B-H14, see p. 44). For full modesty panel upgrade, add MMFMP...\$64.

Computer Desk, Box/Box/File Pedestal Right (Front unit, full modesty inset 6")

Model#	(L)	(B)	(E)	(K)	(R)	(W)	Weight	Cube	Price
MMCD72C 9R	72"	42"	30"	24"	24"	27"	300	45	\$1,830

Keyboard tray and worksurface black grommet are standard. Upgrade grommet cover to silver, N/C. For handles and pedestal lock, add MMUHL3...\$88 each (Specify H3B-H14, see p. 44).

Computer Desk, File/File Pedestal Right (Front unit, full modesty inset 6")

Model#	(L)	(B)	(E)	(K)	(R)	(W)	Weight	Cube	Price
MMCD72D 9R	72"	42"	30"	24"	24"	27"	300	45	\$1,789

Keyboard tray and worksurface black grommet are standard. Upgrade grommet cover to silver, N/C. For handles and pedestal lock, add MMUHL3...\$88 each (Specify H3B-H14, see p. 44).

Computer Desk, Box/File Pedestal Left (Front unit, 3/4 modesty inset 6")

Model#	(L)	(B)	(E)	(K)	(R)	(W)	Weight	Cube	Price
MMCD72 9L	72"	42"	30"	24"	24"	27"	285	45	\$1,471

Keyboard tray and worksurface black grommet are standard. Upgrade grommet cover to silver, N/C. For handles and pedestal lock, add MMUHL2...\$68 each (Specify H3B-H14, see p. 44). For full modesty panel upgrade, add MMFMP...\$64.

Computer Desk, Box/Box/File Pedestal Left (Front unit, full modesty inset 6")

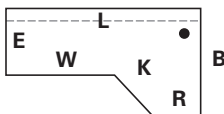
Model#	(L)	(B)	(E)	(K)	(R)	(W)	Weight	Cube	Price
MMCD72C 9L	72"	42"	30"	24"	24"	27"	300	45	\$1,830

Keyboard tray and worksurface black grommet are standard. Upgrade grommet cover to silver, N/C. For handles and pedestal lock, add MMUHL3...\$88 each (Specify H3B-H14, see p. 44).

Computer Desk, File/File Pedestal Left (Front unit, full modesty inset 6")

Model#	(L)	(B)	(E)	(K)	(R)	(W)	Weight	Cube	Price
MMCD72D 9L	72"	42"	30"	24"	24"	27"	300	45	\$1,789

Keyboard tray and worksurface black grommet are standard. Upgrade grommet cover to silver, N/C. For handles and pedestal lock, add MMUHL2...\$68 each (Specify H3B-H14, see p. 44).

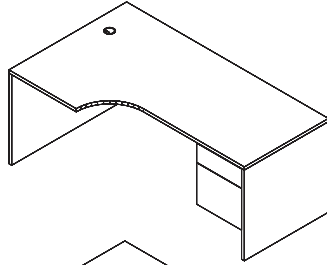


- "L" Length along approach edge
- "B" Back end panel
- "E" End panel
- "K" Keyboard space
- "R" Return size to attach
- "W" Workarea (kbrd to end)

See available accessories and upgrades, pp. 53-56.

maverick series

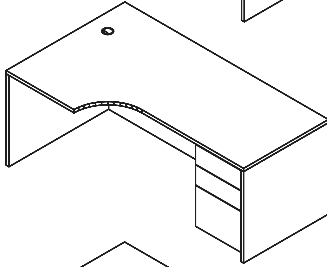
Desks



Computer Desk, Curved, Box/File Pedestal Right (Front unit, ¼ modesty inset 6")

Model#	(L)	(B)	(E)	(K)	(R)	(W)	Weight	Cube	Price
MMCDQ72 9R	72"	42"	30"	24"	24"	27"	285	45	\$1,471

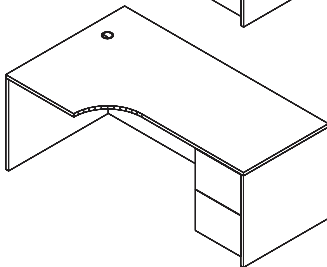
No keyboard tray. Worksurface black grogmet standard. Upgrade grogmet cover to silver, N/C.
 For handles and pedestal lock, add MMUHL2...\$68 (Specify H3B-H14, see p. 44).
 For full modesty panel upgrade, add MMFMP...\$64.



Computer Desk, Curved, Box/Box/File Pedestal Right (Front unit, Full modesty inset 6")

Model#	(L)	(B)	(E)	(K)	(R)	(W)	Weight	Cube	Price
MMCDQ72C 9R	72"	42"	30"	24"	24"	27"	300	45	\$1,830

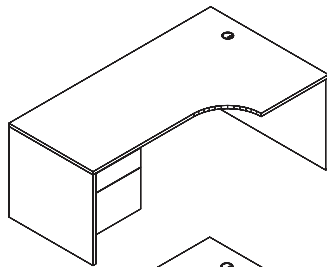
No keyboard tray. Worksurface black grogmet standard. Upgrade grogmet cover to silver, N/C.
 For handles and pedestal lock, add MMUHL3...\$88 (Specify H3B-H14, see p. 44).



Computer Desk, Curved, File/File Pedestal Right (Front unit, full modesty inset 6")

Model#	(L)	(B)	(E)	(K)	(R)	(W)	Weight	Cube	Price
MMCDQ72D 9R	72"	42"	30"	24"	24"	27"	300	45	\$1,789

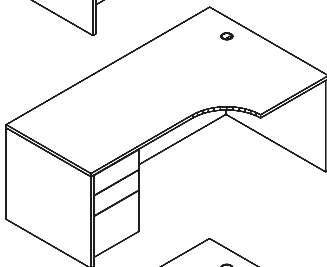
No keyboard tray. Worksurface black grogmet standard. Upgrade grogmet cover to silver, N/C.
 For handles and pedestal lock, add MMUHL2...\$68 (Specify H3B-H14, see p. 44).



Computer Desk, Curved, Box/File Pedestal Left (Front unit, ¼ modesty inset 6")

Model#	(L)	(B)	(E)	(K)	(R)	(W)	Weight	Cube	Price
MMCDQ72 9L	72"	42"	30"	24"	24"	27"	285	45	\$1,471

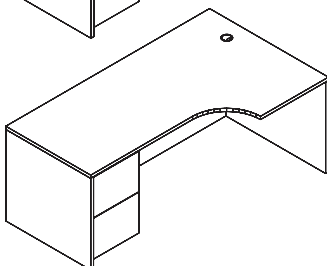
No keyboard tray. Worksurface black grogmet standard. Upgrade grogmet cover to silver, N/C.
 For handles and pedestal lock, add MMUHL2...\$68 (Specify H3B-H14, see p. 44).
 For full modesty panel upgrade, add MMFMP...\$64.



Computer Desk, Curved, Box/Box/File Pedestal Left (Front unit, full modesty inset 6")

Model#	(L)	(B)	(E)	(K)	(R)	(W)	Weight	Cube	Price
MMCDQ72C 9L	72"	42"	30"	24"	24"	27"	300	45	\$1,830

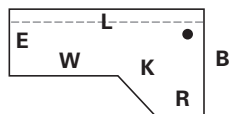
No keyboard tray. Worksurface black grogmet standard. Upgrade grogmet cover to silver, N/C.
 For handles and pedestal lock, add MMUHL3...\$88 (Specify H3B-H14, see p. 44).



Computer Desk, Curved, File/File Pedestal Left (Front unit, full modesty inset 6")

Model#	(L)	(B)	(E)	(K)	(R)	(W)	Weight	Cube	Price
MMCDQ72D 9L	72"	42"	30"	24"	24"	27"	300	45	\$1,789

No keyboard tray. Worksurface black grogmet standard. Upgrade grogmet cover to silver, N/C.
 For handles and pedestal lock, add MMUHL2...\$68 (Specify H3B-H14, see p. 44).

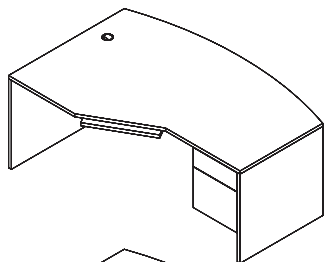


- "L" Length along approach edge
- "B" Back end panel
- "E" End panel
- "K" Keyboard space
- "R" Return size to attach
- "W" Workarea (kbrd to end)

See available accessories and upgrades, pp. 53-56.

maverick series

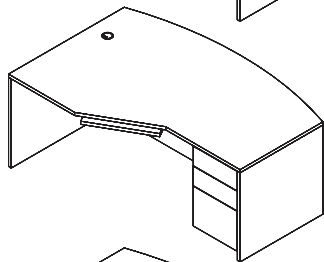
Desks



Fan Top Computer Desk, Box/File Pedestal Right (Front unit, ¾ modesty inset 6")

Model#	(L)	(B)	(E)	(K)	(R)	(W)	Weight	Cube	Price
MMFCD72 9R	72"	42"+	30"	24"	24"	27"	295	48	\$1,582

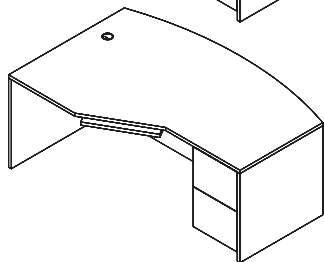
Keyboard tray and worksurface black grommet are standard. Fan front adds 6" to overall depth.
For handles and pedestal lock, add MMUHL2...\$68 (Specify H3B-H14, see p. 44).
For full modesty panel upgrade, add MMFMP...\$64. Upgrade grommet cover to silver, N/C.



Fan Top Computer Desk, Box/Box/File Pedestal Right (Front Unit, full modesty inset 6")

Model#	(L)	(B)	(E)	(K)	(R)	(W)	Weight	Cube	Price
MMFCD72C 9R	72"	42"+	30"	24"	24"	27"	310	48	\$1,944

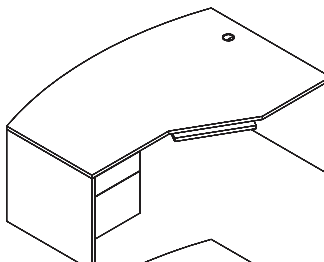
Keyboard tray and worksurface black grommet are standard. Fan front adds 6" to overall depth.
For handles and pedestal lock, add MMUHL3...\$88 (Specify H3B-H14, see p. 44).
Upgrade grommet cover to silver, N/C..



Fan Top Computer Desk, File/File Pedestal Right (Front Unit, full modesty inset 6")

Model#	(L)	(B)	(E)	(K)	(R)	(W)	Weight	Cube	Price
MMFCD72D 9R	72"	42"+	30"	24"	24"	27"	310	48	\$1,901

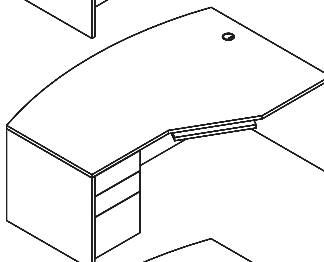
Keyboard tray and worksurface black grommet are standard. Fan front adds 6" to overall depth.
For handles and pedestal lock, add MMUHL2...\$68 (Specify H3B-H14, see p. 44).
Upgrade grommet cover to silver, N/C.



Fan Top Computer Desk, Box/File Pedestal Left (Front unit, ¾ modesty inset 6")

Model#	(L)	(B)	(E)	(K)	(R)	(W)	Weight	Cube	Price
MMFCD72 9L	72"	42"+	30"	24"	24"	27"	295	48	\$1,582

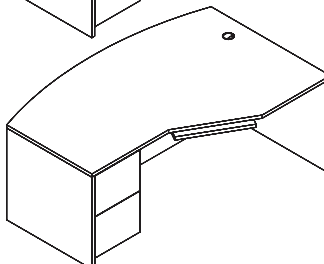
Keyboard tray and worksurface black grommet are standard. Upgrade grommet cover to silver, N/C.
Fan front adds 6" to overall depth. For handles and pedestal lock, add MMUHL2...\$68 (Specify H3B-H14, see p. 44).
For full modesty panel upgrade, add MMFMP...\$64.



Fan Top Computer Desk, Box/Box/File Pedestal Left (Front unit, full modesty inset 6")

Model#	(L)	(B)	(E)	(K)	(R)	(W)	Weight	Cube	Price
MMFCD72C 9L	72"	42"+	30"	24"	24"	27"	310	48	\$1,944

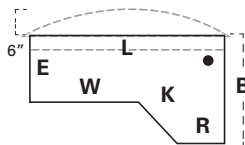
Keyboard tray and worksurface black grommet are standard. Upgrade grommet cover to silver, N/C.
Fan front adds 6" to overall depth. For handles and pedestal lock, add MMUHL3...\$88 (Specify H3B-H14, see p. 44).



Fan Top Computer Desk, File/File Pedestal Left (Front unit, full modesty inset 6")

Model#	(L)	(B)	(E)	(K)	(R)	(W)	Weight	Cube	Price
MMFCD72D 9L	72"	42"+	30"	24"	24"	27"	310	48	\$1,901

Keyboard tray and worksurface black grommet are standard. Upgrade grommet cover to silver, N/C.
Fan front adds 6" to overall depth. For handles and pedestal lock, add MMUHL2...\$68 (Specify H3B-H14, see p. 44).

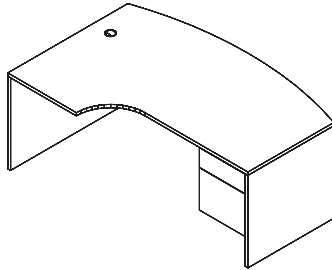


- "L" Length along approach edge
- "B" Back end panel (Fan top adds 6")
- "E" End panel
- "K" Keyboard space
- "R" Return size to attach
- "W" Workarea (kbrd to end)

See available accessories and upgrades, pp. 53-56.

maverick series

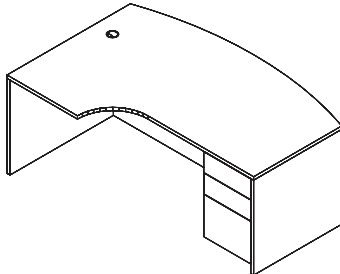
Desks



Fan Top Computer Desk, Curved, Box/File Pedestal Right (Front unit, 3/4 modesty inset 6")

Model#	(L)	(B)	(E)	(K)	(R)	(W)	Weight	Cube	Price
MMFCDQ72 9R	72"	42"+	30"	24"	24"	27"	295	48	\$1,582

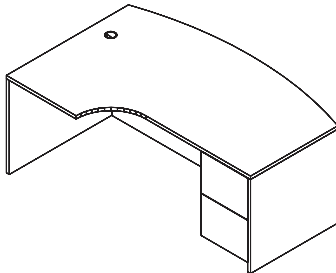
No Keyboard tray, worksurface black grommet standard. Fan front adds 6" to overall depth.
 Upgrade grommet cover to silver, N/C.
 For handles and pedestal lock, add MMUHL2...\$68 (Specify H3B-H14, see p. 44).
 For full modesty panel upgrade, add MMFMP...\$64.



Fan Top Computer Desk, Curved, Box/Box/File Pedestal Right (Front unit, full modesty inset 6")

Model#	(L)	(B)	(E)	(K)	(R)	(W)	Weight	Cube	Price
MMFCDQ72C 9R	72"	42"+	30"	24"	24"	27"	310	48	\$1,944

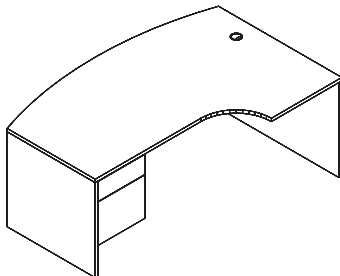
No Keyboard tray, worksurface black grommet standard. Fan front adds 6" to overall depth.
 Upgrade grommet cover to silver, N/C.
 For handles and pedestal lock, add MMUHL3...\$88 (Specify H3B-H14, see p. 44).



Fan Top Computer Desk, Curved, File/File Pedestal Right (Front unit, full modesty inset 6")

Model#	(L)	(B)	(E)	(K)	(R)	(W)	Weight	Cube	Price
MMFCDQ72D 9R	72"	42"+	30"	24"	24"	27"	310	48	\$1,901

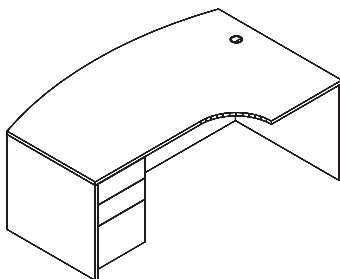
No Keyboard tray, worksurface black grommet standard. Fan front adds 6" to overall depth.
 Upgrade grommet cover to silver, N/C.
 For handles and pedestal lock, add MMUHL2...\$68 (Specify H3B-H14, see p. 44).



Fan Top Computer Desk, Curved, Box/File Pedestal Left (Front Unit, 3/4 modesty inset 6")

Model#	(L)	(B)	(E)	(K)	(R)	(W)	Weight	Cube	Price
MMFCDQ72 9L	72"	42"+	30"	24"	24"	27"	295	48	\$1,582

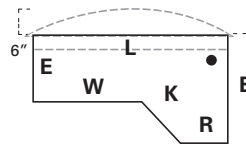
No Keyboard tray, worksurface black grommet standard. Fan front adds 6" to overall depth.
 Upgrade grommet cover to silver, N/C.
 For handles and pedestal lock, add MMUHL2...\$68 (Specify H3B-H14, see p. 44).
 For full modesty panel upgrade, add MMFMP...\$64.



Fan Top Computer Desk, Curved, Box/Box/File Pedestal Left (Front unit, full modesty inset 6")

Model#	(L)	(B)	(E)	(K)	(R)	(W)	Weight	Cube	Price
MMFCDQ72C 9L	72"	42"+	30"	24"	24"	27"	310	48	\$1,944

No Keyboard tray, worksurface black grommet standard. Fan front adds 6" to overall depth.
 Upgrade grommet cover to silver, N/C.
 For handles and pedestal lock, add MMUHL3...\$88 (Specify H3B-H14, see p. 44).

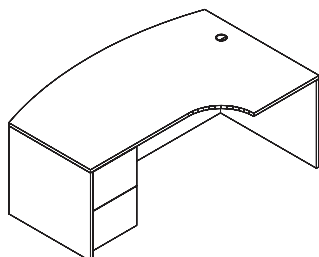


- "L" Length along approach edge
- "B" Back end panel (Fan top adds 6")
- "E" End panel
- "K" Keyboard space
- "R" Return size to attach
- "W" Workarea (kbrd to end)

See available accessories and upgrades, pp. 53-56.

maverick series

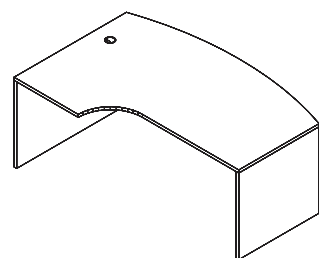
Desks



Fan Top Computer Desk, Curved, File/File Pedestal Left (Front unit, full modesty inset 6")

Model#	(L)	(B)	(E)	(K)	(R)	(W)	Weight	Cube	Price
MMFCDQ72D 9L	72"	42"+	30"	24"	24"	27"	310	48	\$1,901

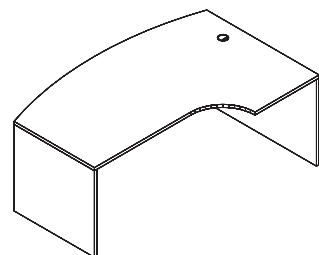
No Keyboard tray, worksurface black grommet standard. Fan front adds 6" to overall depth. Upgrade grommet cover to silver, N/C. For handles and pedestal lock, add MMUHL2...\$68 (Specify H3B-H14, see p. 44).



Fan Top Computer Desk Shell, Curved (Front unit, 3/4 modesty inset 6") For Left Return

Model#	(L)	(B)	(E)	(K)	(R)	(W)	Weight	Cube	Price
MMFCDNQ72 9L	72"	42"+	30"	24"	24"	27"	215	48	\$1,229

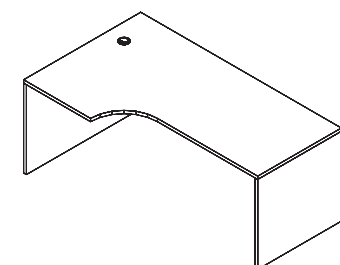
No keyboard tray. Worksurface black grommet standard. Upgrade grommet cover to silver, N/C. Fan front adds 6" to overall depth. For full modesty panel upgrade, add MMFMP...\$64.



Fan Top Computer Desk Shell, Curved (Front unit, 3/4 modesty inset 6") For Right Return

Model#	(L)	(B)	(E)	(K)	(R)	(W)	Weight	Cube	Price
MMFCDNQ72 9R	72"	42"+	30"	24"	24"	27"	215	48	\$1,229

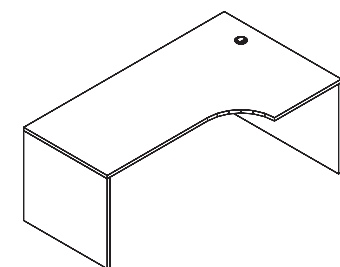
No keyboard tray. Worksurface black grommet standard. Upgrade grommet cover to silver, N/C. Fan front adds 6" to overall depth. For full modesty panel upgrade, add MMFMP...\$64.



Computer Desk Shell, Curved (Front unit, 3/4 modesty inset 6") For Left Return

Model#	(L)	(B)	(E)	(K)	(R)	(W)	Weight	Cube	Price
MMCDNQ72 9L	72"	42"	30"	24"	24"	27"	166	51	\$1,229

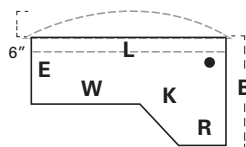
No keyboard tray. Worksurface black grommet standard. Upgrade grommet cover to silver, N/C. For full modesty panel upgrade, add MMFMP...\$64.



Computer Desk Shell, Curved (Front unit, 3/4 modesty inset 6") For Right Return

Model#	(L)	(B)	(E)	(K)	(R)	(W)	Weight	Cube	Price
MMCDNQ72 9R	72"	42"	30"	24"	24"	27"	166	51	\$1,229

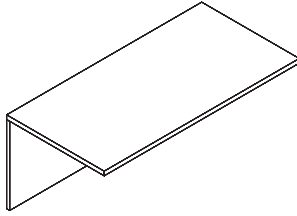
No keyboard tray. Worksurface black grommet standard. Upgrade grommet cover to silver, N/C. For full modesty panel upgrade, add MMFMP...\$64.



- "L" Length along approach edge
- "B" Back end panel (Fan top adds 6")
- "E" End panel
- "K" Keyboard space
- "R" Return depth to attach
- "W" Workarea (kbrd to end)

maverick series

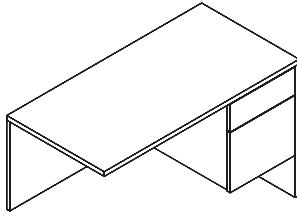
Bridges, Returns



Bridge Section (¾ Modesty)

Model#	Depth	Width	Height	Weight	Cube	Price
☞ MMBR2036	20"	36"	29"	41	9	\$248
☞ MMBR2042	20"	42"	29"	48	10	\$264
☞ MMBR2048	20"	48"	29"	55	12	\$311
☞ MMBR2436	24"	36"	29"	47	10	\$281
☞ MMBR2442	24"	42"	29"	55	12	\$356
☞ MMBR2448	24"	48"	29"	63	14	\$400
☞ MMBR2460	24"	60"	29"	78	15	\$485

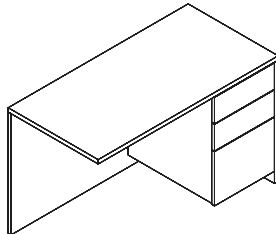
¾ modesty standard. ½ modesty on bridges may be specified at no upcharge.
For full modesty panel upgrade, add MMFMP...\$64.
60"W bridge requires ½ leg center support, add MMSPT \$113 list.



Return, ¾ Box/File Pedestal Right (¾ Modesty)

Model#	Depth	Width	Height	Weight	Cube	Price
☞ MMRA2036R	20"	36"	29"	95	13	\$712
☞ MMRA2042R	20"	42"	29"	104	15	\$725
☞ MMRA2048R	20"	48"	29"	110	17	\$742
☞ MMRA2054R	20"	54"	29"	117	19	\$771
☞ MMRA2436R	24"	36"	29"	100	15	\$812
☞ MMRA2442R	24"	42"	29"	107	18	\$841
☞ MMRA2448R	24"	48"	29"	114	20	\$855
☞ MMRA2454R	24"	54"	29"	121	23	\$916
☞ MMRA2460R	24"	60"	29"	124	24	\$931
☞ MMRA3048R	30"	48"	29"	127	25	\$931

¾ modesty standard. ½ modesty on returns may be specified at no upcharge.
For handles and pedestal lock, add MMUHL2...\$68 (Specify H3B-H14, see p. 44).
For full modesty panel upgrade, add MMFMP...\$64.



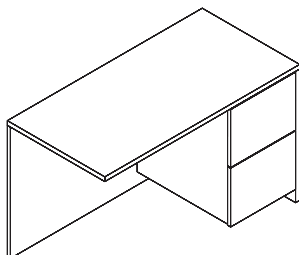
Return, Box/Box/File Pedestal Right (Full modesty)

Model#	Depth	Width	Height	Weight	Cube	Price
☞ MMRC2036R	20"	36"	29"	130	13	\$1,075
☞ MMRC2042R	20"	42"	29"	140	15	\$1,090
☞ MMRC2048R	20"	48"	29"	150	17	\$1,107
☞ MMRC2054R	20"	54"	29"	160	19	\$1,137
☞ MMRC2436R	24"	36"	29"	140	15	\$1,174
☞ MMRC2442R	24"	42"	29"	150	18	\$1,204
☞ MMRC2448R	24"	48"	29"	160	20	\$1,218
☞ MMRC2454R	24"	54"	29"	170	23	\$1,281
☞ MMRC2460R	24"	60"	29"	180	24	\$1,294
☞ MMRC3048R	30"	48"	29"	175	25	\$1,294

Full modesty standard. ½ modesty on returns may be specified at no upcharge.
For handles and pedestal lock, add MMUHL3...\$88 (Specify H3B-H14, see p. 44).

maverick series

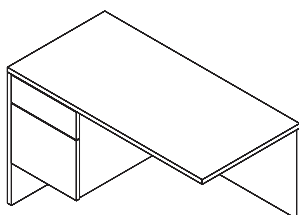
Returns



Return, File/File Pedestal Right (Full modesty)

Model#	Depth	Width	Height	Weight	Cube	Price
☞ MMRD2036R	20"	36"	29"	130	13	\$1,032
☞ MMRD2042R	20"	42"	29"	140	15	\$1,047
☞ MMRD2048R	20"	48"	29"	150	17	\$1,063
☞ MMRD2054R	20"	54"	29"	160	19	\$1,094
☞ MMRD2436R	24"	36"	29"	140	15	\$1,134
☞ MMRD2442R	24"	42"	29"	150	18	\$1,144
☞ MMRD2448R	24"	48"	29"	160	20	\$1,175
☞ MMRD2454R	24"	54"	29"	170	23	\$1,239
☞ MMRD2460R	24"	60"	29"	180	24	\$1,250
☞ MMRD3048R	30"	48"	29"	175	25	\$1,250

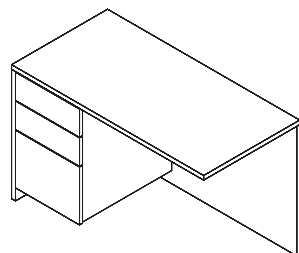
Full modesty standard. ½ modesty on returns may be specified at no upcharge.
For handles and pedestal lock, add MMUHL2...\$68 (Specify H3B-H14, see p. 44).



Return, ¾ Box/File Pedestal Left (¾ Modesty)

Model#	Depth	Width	Height	Weight	Cube	Price
☞ MMRA2036L	20"	36"	29"	95	13	\$712
☞ MMRA2042L	20"	42"	29"	104	15	\$725
☞ MMRA2048L	20"	48"	29"	110	17	\$742
☞ MMRA2054L	20"	54"	29"	117	19	\$771
☞ MMRA2436L	24"	36"	29"	100	15	\$812
☞ MMRA2442L	24"	42"	29"	107	18	\$841
☞ MMRA2448L	24"	48"	29"	114	20	\$855
☞ MMRA2454L	24"	54"	29"	121	23	\$916
☞ MMRA2460L	24"	60"	29"	124	24	\$931
☞ MMRA3048L	30"	48"	29"	127	25	\$931

¾ modesty standard. ½ modesty on returns may be specified at no upcharge.
For handles and pedestal lock, add MMUHL2...\$68 (Specify H3B-H14, see p. 44).
For full modesty panel upgrade, add MMFMP...\$64.



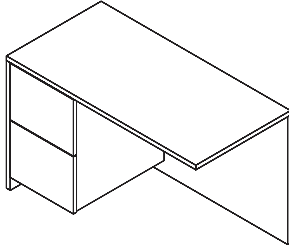
Return, Box/Box/File Pedestal Left (Full modesty)

Model#	Depth	Width	Height	Weight	Cube	Price
☞ MMRC2036L	20"	36"	29"	130	13	\$1,075
☞ MMRC2042L	20"	42"	29"	140	15	\$1,090
☞ MMRC2048L	20"	48"	29"	150	17	\$1,107
☞ MMRC2054L	20"	54"	29"	160	19	\$1,137
☞ MMRC2436L	24"	36"	29"	140	15	\$1,174
☞ MMRC2442L	24"	42"	29"	150	18	\$1,205
☞ MMRC2448L	24"	48"	29"	160	20	\$1,218
☞ MMRC2454L	24"	54"	29"	170	23	\$1,281
☞ MMRC2460L	24"	60"	29"	180	24	\$1,294
☞ MMRC3048L	30"	48"	29"	175	25	\$1,294

Full modesty standard. ½ modesty on returns may be specified at no upcharge.
For handles and pedestal lock, add MMUHL3...\$88 (Specify H3B-H14, see p. 44).

maverick series

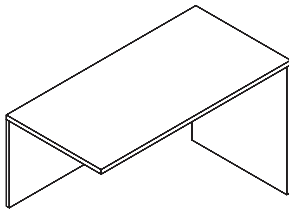
Returns



Return, File/File Pedestal Left (Full modesty)

Model#	Depth	Width	Height	Weight	Cube	Price
☞ MMRD2036L	20"	36"	29"	130	13	\$1,032
☞ MMRD2042L	20"	42"	29"	140	15	\$1,047
☞ MMRD2048L	20"	48"	29"	150	17	\$1,063
☞ MMRD2054L	20"	54"	29"	160	19	\$1,094
☞ MMRD2436L	24"	36"	29"	140	15	\$1,134
☞ MMRD2442L	24"	42"	29"	150	18	\$1,144
☞ MMRD2448L	24"	48"	29"	160	20	\$1,175
☞ MMRD2454L	24"	54"	29"	170	23	\$1,239
☞ MMRD2460L	24"	60"	29"	180	24	\$1,250
☞ MMRD3048L	30"	48"	29"	175	25	\$1,250

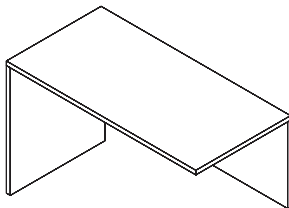
Full modesty standard. ½ modesty on returns may be specified at no upcharge.
For handles and pedestal lock, add MMUHL2...\$68 (Specify H3B-H14, see p. 44).



Return Shell Right (¼ Modesty)

Model#	Depth	Width	Height	Weight	Cube	Price
☞ MMRN2036R	20"	36"	29"	60	13	\$356
☞ MMRN2042R	20"	42"	29"	67	15	\$371
☞ MMRN2048R	20"	48"	29"	73	17	\$422
☞ MMRN2054R	20"	54"	29"	80	19	\$470
☞ MMRN2436R	24"	36"	29"	60	15	\$478
☞ MMRN2442R	24"	42"	29"	67	18	\$506
☞ MMRN2448R	24"	48"	29"	74	20	\$539
☞ MMRN2454R	24"	54"	29"	80	23	\$574
☞ MMRN3048R	30"	48"	29"	89	25	\$619

¼ modesty standard. ½ modesty on returns may be specified at no upcharge.
For full modesty panel upgrade, add MMFMP...\$64.



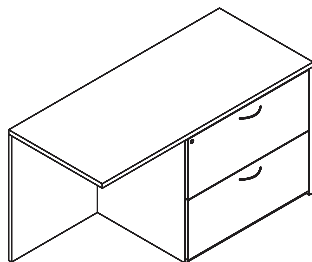
Return Shell Left (¼ Modesty)

Model#	Depth	Width	Height	Weight	Cube	Price
☞ MMRN2036L	20"	36"	29"	60	13	\$356
☞ MMRN2042L	20"	42"	29"	67	15	\$371
☞ MMRN2048L	20"	48"	29"	73	17	\$422
☞ MMRN2054L	20"	54"	29"	80	19	\$470
☞ MMRN2436L	24"	36"	29"	60	15	\$478
☞ MMRN2442L	24"	42"	29"	67	18	\$506
☞ MMRN2448L	24"	48"	29"	74	20	\$539
☞ MMRN2454L	24"	54"	29"	80	23	\$574
☞ MMRN3048L	30"	48"	29"	89	25	\$619

¼ modesty standard. ½ modesty on returns may be specified at no upcharge.
For full modesty panel upgrade, add MMFMP...\$64.

maverick series

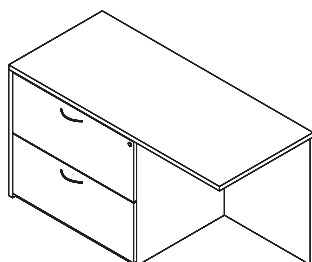
Returns



Return, Right 31"W Lateral File (H3B handles, lock, full modesty)

Model#	Depth	Width	Height	Weight	Cube	Price
MMRLF2054R	20"	54"	29"	192	19	\$1,390
MMRLF2060R	20"	60"	29"	198	21	\$1,400
MMRLF2454R	24"	54"	29"	201	23	\$1,460
MMRLF2460R	24"	60"	29"	208	25	\$1,500

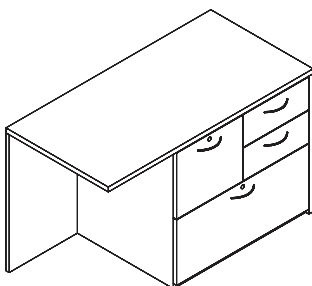
H3S handles may be specified at no upcharge.



Return, Left 31"W Lateral File (H3B handles, lock, full modesty)

Model#	Depth	Width	Height	Weight	Cube	Price
MMRLF2054L	20"	54"	29"	192	19	\$1,390
MMRLF2060L	20"	60"	29"	198	21	\$1,400
MMRLF2454L	24"	54"	29"	201	23	\$1,460
MMRLF2460L	24"	60"	29"	208	25	\$1,500

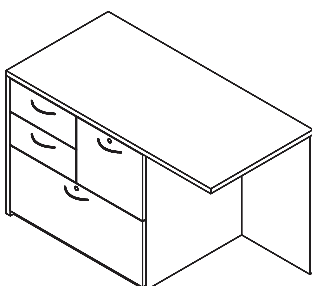
H3S handles may be specified at no upcharge.



Return, Right 31"W Personal Lateral File (H3B handles, 2 locks, full modesty)

Model#	Depth	Width	Height	Weight	Cube	Price
MMRPLF2054R	20"	54"	29"	195	19	\$1,483
MMRPLF2060R	20"	60"	29"	201	23	\$1,535
MMRPLF2454R	24"	54"	29"	205	23	\$1,500
MMRPLF2460R	24"	60"	29"	213	28	\$1,567

Box drawers do not lock. H3S handles may be specified at no upcharge.



Return, Left 31"W Personal Lateral File (H3B handles, 2 locks, full modesty)

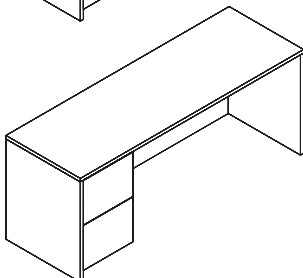
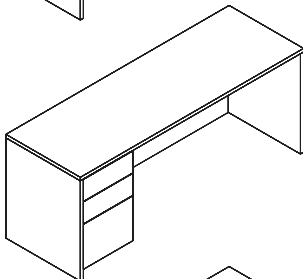
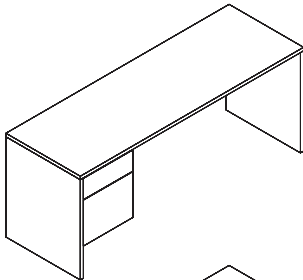
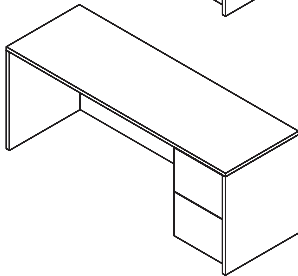
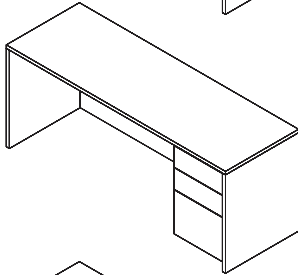
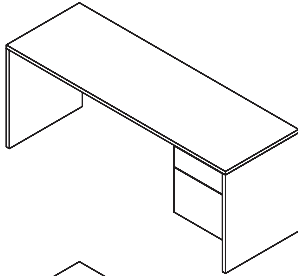
Model#	Depth	Width	Height	Weight	Cube	Price
MMRPLF2054L	20"	54"	29"	195	19	\$1,483
MMRPLF2060L	20"	60"	29"	201	23	\$1,535
MMRPLF2454L	24"	54"	29"	205	23	\$1,500
MMRPLF2460L	24"	60"	29"	213	28	\$1,567

Box drawers do not lock. H3S handles may be specified at no upcharge.

NOTE: Returns with personal lateral file, when ordering with APH1 handles (1) lock is standard.

maverick series

Credenzas



Credenza, Single Box/File Pedestal Right (¾ Modesty)

Model#	Depth	Width	Height	Weight	Cube	Price
☞ MMC2060 4R	20"	60"	29"	150	21	\$833
☞ MMC2066 4R	20"	66"	29"	157	23	\$936
☞ MMC2072 4R	20"	72"	29"	164	25	\$954
☞ MMC2472 4R	24"	72"	29"	168	30	\$983

For full modesty panel upgrade, add MMFMP...\$64.

For handles and pedestal lock, add MMUHL2...\$68 (Specify H3B-H14, see p. 44).

Credenza, Single Box/Box/File Pedestal Right (Full modesty)

Model#	Depth	Width	Height	Weight	Cube	Price
☞ MMCC2060 4R	20"	60"	29"	185	21	\$1,181
☞ MMCC2066 4R	20"	66"	29"	190	23	\$1,297
☞ MMCC2072 4R	20"	72"	29"	200	25	\$1,312
☞ MMCC2472 4R	24"	72"	29"	220	30	\$1,344

For handles and pedestal lock, add MMUHL3...\$88 (Specify H3B-H14, see p. 44).

Credenza, Single File/File Pedestal Right (Full modesty)

Model#	Depth	Width	Height	Weight	Cube	Price
☞ MMCD2060 4R	20"	60"	29"	183	21	\$1,137
☞ MMCD2066 4R	20"	66"	29"	190	23	\$1,256
☞ MMCD2072 4R	20"	72"	29"	200	25	\$1,271
☞ MMCD2472 4R	24"	72"	29"	220	30	\$1,302

For handles and pedestal lock, add MMUHL2...\$68 (Specify H3B-H14, see p. 44).

Credenza, Single Box/File Pedestal Left (¾ Modesty)

Model#	Depth	Width	Height	Weight	Cube	Price
☞ MMC2060 4L	20"	60"	29"	150	21	\$833
☞ MMC2066 4L	20"	66"	29"	157	23	\$936
☞ MMC2072 4L	20"	72"	29"	164	25	\$954
☞ MMC2472 4L	24"	72"	29"	168	30	\$983

For full modesty panel upgrade, add MMFMP...\$64.

For handles and pedestal lock, add MMUHL2...\$68 (Specify H3B-H14, see p. 44).

Credenza, Single Box/Box/File Pedestal Left (Full modesty)

Model#	Depth	Width	Height	Weight	Cube	Price
☞ MMCC2060 4L	20"	60"	29"	183	21	\$1,181
☞ MMCC2066 4L	20"	66"	29"	190	23	\$1,297
☞ MMCC2072 4L	20"	72"	29"	200	25	\$1,312
☞ MMCC2472 4L	24"	72"	29"	220	30	\$1,344

For handles and pedestal lock, add MMUHL3...\$88 (Specify H3B-H14, see p. 44).

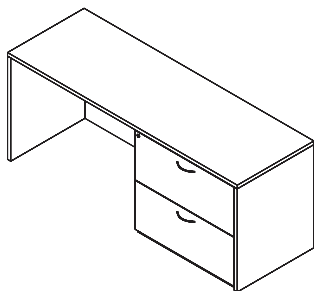
Credenza, Single File/File Pedestal Left (Full modesty)

Model#	Depth	Width	Height	Weight	Cube	Price
☞ MMCD2060 4L	20"	60"	29"	183	21	\$1,137
☞ MMCD2066 4L	20"	66"	29"	190	23	\$1,256
☞ MMCD2072 4L	20"	72"	29"	200	25	\$1,271
☞ MMCD2472 4L	24"	72"	29"	220	30	\$1,302

For handles and pedestal lock, add MMUHL2...\$68 (Specify H3B-H14, see p. 44).

maverick series

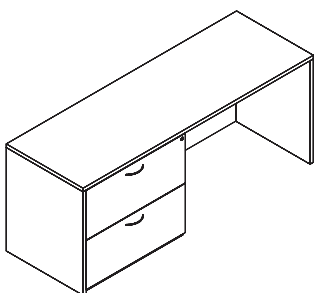
Credenzas



Credenza, 36"W Lateral File Pedestal Right (H3B handles, lock, full modesty)

Model#	Depth	Width	Height	Weight	Cube	Price
MMC2066 5R	20"	66"	29"	223	23	\$1,507
MMC2072 5R	20"	72"	29"	230	25	\$1,523
MMC2472 5R	24"	72"	29"	270	30	\$1,596

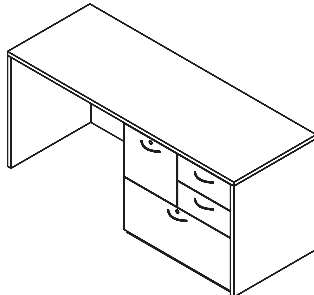
Upgrade to H3S handles...N/C.



Credenza, 36"W Lateral File Pedestal Left (H3B handles, lock, full modesty)

Model#	Depth	Width	Height	Weight	Cube	Price
MMC2066 5L	20"	66"	29"	223	23	\$1,507
MMC2072 5L	20"	72"	29"	230	25	\$1,523
MMC2472 5L	24"	72"	29"	270	30	\$1,596

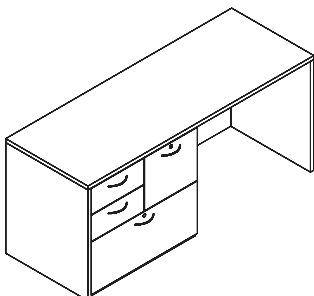
Upgrade to H3S handles...N/C.



Credenza, 31"W Personal Lateral File Pedestal Right (H3B handles, locks, full modesty)

Model#	Depth	Width	Height	Weight	Cube	Price
MMC2066 6R	20"	66"	29"	230	26	\$1,717
MMC2072 6R	20"	72"	29"	236	28	\$1,739
MMC2472 6R	24"	72"	29"	260	30	\$1,813

Box drawers do not lock. Upgrade to H3S handles...N/C.



Credenza, 31"W Personal Lateral File Pedestal Left (H3B handles, locks, full modesty)

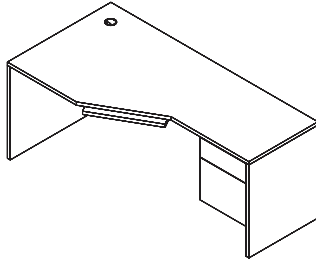
Model#	Depth	Width	Height	Weight	Cube	Price
MMC2066 6L	20"	66"	29"	230	26	\$1,717
MMC2072 6L	20"	72"	29"	236	28	\$1,739
MMC2472 6L	24"	72"	29"	260	30	\$1,813

Box drawers do not lock. Upgrade to H3S handles...N/C.

NOTE: Credenzas with personal lateral file, when ordering with APH1 handles (1) lock is standard.

maverick series

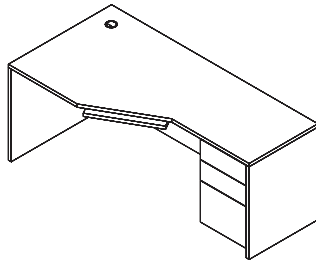
CompuCorner Credenzas



Computer Corner, Box/File Pedestal Right (¼ Modesty)

Model#	(L)	(B)	(E)	(K)	(R)	(W)	Weight	Cube	Price
☞ MMCD66 4R	66"	36"	24"	21"	24"	24"	229	42	\$1,117
☞ MMCD72 3R	72"	36"	20"	24"	20"	33"	249	45	\$1,186
☞ MMCD72 4R	72"	36"	24"	21"	24"	30"	249	45	\$1,066
☞ MMCD72 7R	72"	36"	24"	23"	20"	32"	285	45	\$1,169
☞ MMCD72 8R	72"	42"	24"	24"	24"	33"	285	53	\$1,432

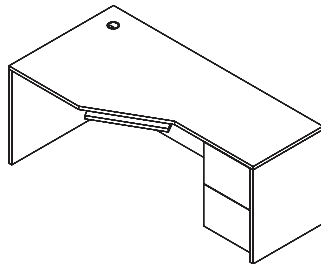
For full modesty panel upgrade, add MMFMP...\$64.
 Keyboard tray and worksurface black grommet standard.
 Upgrade grommet cover to silver, N/C.
 For handles and pedestal lock, add MMUHL2...\$68 (Specify H3B-H14, see p. 44).



Computer Corner, Box/Box/File Pedestal Right (Full modesty)

Model#	(L)	(B)	(E)	(K)	(R)	(W)	Weight	Cube	Price
☞ MMCD66C 4R	66"	36"	24"	21"	24"	24"	245	42	\$1,478
☞ MMCD72C 3R	72"	36"	20"	24"	20"	33"	265	45	\$1,545
☞ MMCD72C 4R	72"	36"	24"	21"	24"	30"	265	45	\$1,425
☞ MMCD72C 7R	72"	36"	24"	23"	20"	32"	300	45	\$1,530
☞ MMCD72C 8R	72"	42"	24"	24"	24"	33"	300	53	\$1,794

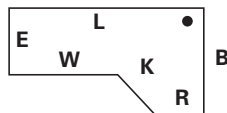
Keyboard tray and worksurface black grommet standard. Upgrade grommet cover to silver, N/C.
 For handles and pedestal lock, add MMUHL3...\$88. (Specify H3B-H14, see p. 44).



Computer Corner, File/File Pedestal Right (Full modesty)

Model#	(L)	(B)	(E)	(K)	(R)	(W)	Weight	Cube	Price
☞ MMCD66D 4R	66"	36"	24"	21"	24"	24"	245	42	\$1,382
☞ MMCD72D 3R	72"	36"	20"	24"	20"	33"	265	45	\$1,450
☞ MMCD72D 4R	72"	36"	24"	21"	24"	30"	265	45	\$1,382
☞ MMCD72D 7R	72"	36"	24"	23"	20"	32"	300	45	\$1,486
☞ MMCD72D 8R	72"	42"	24"	24"	24"	33"	300	53	\$1,750

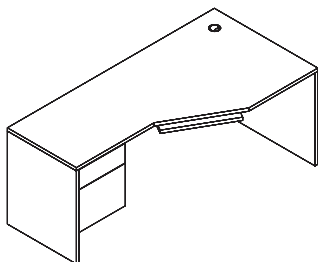
Keyboard tray and worksurface black grommet standard. Upgrade grommet cover to silver, N/C.
 For handles and pedestal lock, add MMUHL2...\$68. (Specify H3B-H14, see p. 44).



- "L" Length along approach edge
- "B" Back end panel
- "E" End panel
- "K" Keyboard space
- "R" Return depth to attach
- "W" Workarea (kbrd to end)

maverick series

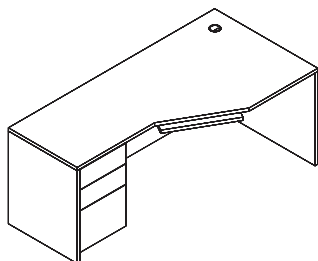
CompuCorner Credenzas



Computer Corner, Box/File Pedestal Left (¾ Modesty)

Model#	(L)	(B)	(E)	(K)	(R)	(W)	Weight	Cube	Price
☞ MMCD66 4L	66"	36"	24"	21"	24"	24"	229	42	\$1,117
☞ MMCD72 3L	72"	36"	20"	24"	20"	33"	249	45	\$1,186
☞ MMCD72 4L	72"	36"	24"	21"	24"	30"	249	45	\$1,066
☞ MMCD72 7L	72"	36"	24"	23"	20"	32"	285	45	\$1,169
☞ MMCD72 8L	72"	42"	24"	24"	24"	33"	285	53	\$1,432

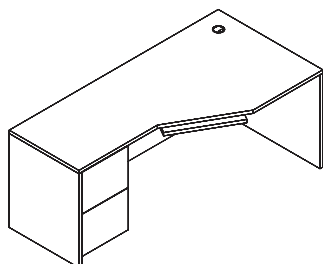
For full modesty panel upgrade, add MMFMP...\$64.
 Keyboard tray and worksurface black grommet standard.
 Upgrade grommet cover to silver, N/C.
 For handles and pedestal lock, add MMUHL2...\$68 (Specify H3B-H14, see p. 44).



Computer Corner, Box/Box/File Pedestal Left (Full modesty)

Model#	(L)	(B)	(E)	(K)	(R)	(W)	Weight	Cube	Price
☞ MMCD66C 4L	66"	36"	24"	21"	24"	24"	245	42	\$1,478
☞ MMCD72C 3L	72"	36"	20"	24"	20"	33"	265	45	\$1,545
☞ MMCD72C 4L	72"	36"	24"	21"	24"	30"	265	45	\$1,425
☞ MMCD72C 7L	72"	36"	24"	23"	20"	32"	300	45	\$1,530
☞ MMCD72C 8L	72"	42"	24"	24"	24"	33"	300	53	\$1,794

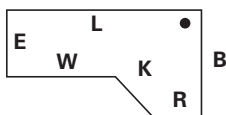
Keyboard tray and worksurface black grommet standard. Upgrade grommet cover to silver, N/C.
 For handles and pedestal lock, add MMUHL3...\$88. (Specify H3B-H14, see p. 44).



Computer Corner, File/File Pedestal Left (Full modesty)

Model#	(L)	(B)	(E)	(K)	(R)	(W)	Weight	Cube	Price
☞ MMCD66D 4L	66"	36"	24"	21"	24"	24"	245	42	\$1,382
☞ MMCD72D 3L	72"	36"	20"	24"	20"	33"	265	45	\$1,450
☞ MMCD72D 4L	72"	36"	24"	21"	24"	30"	265	45	\$1,382
☞ MMCD72D 7L	72"	36"	24"	23"	20"	32"	300	45	\$1,486
☞ MMCD72D 8L	72"	42"	24"	24"	24"	33"	300	53	\$1,750

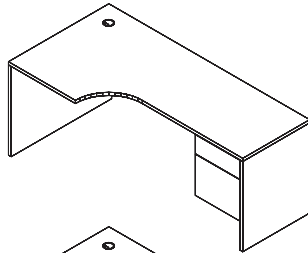
Keyboard tray and worksurface black grommet standard. Upgrade grommet cover to silver, N/C.
 For handles and pedestal lock, add MMUHL2...\$68. (Specify H3B-H14, see p. 44).



"L" Length along approach edge
 "B" Back end panel
 "E" End panel
 "K" Keyboard space
 "R" Return depth to attach
 "W" Workarea (kbd to end)

maverick series

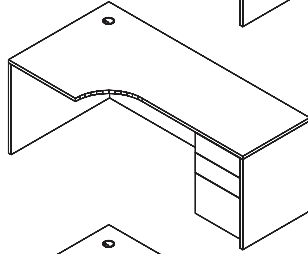
CompuCorner Credenzas



Computer Corner, Curved, 3/4 Box/File Pedestal Right (3/4 Modesty)

Model#	(L)	(B)	(E)	(K)	(R)	(W)	Weight	Cube	Price
MMCDQ72 4R	72"	36"	24"	21"	24"	30"	239	45	\$1,066

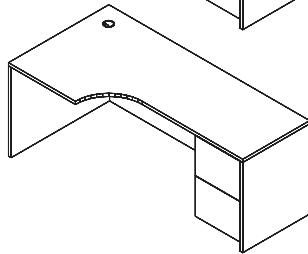
No keyboard tray. Worksurface black grogmet standard. Upgrade grogmet cover to silver, N/C.
For handles and pedestal lock, add MMUHL2...\$68. (Specify H3B-H14, see p. 44).
For full modesty panel upgrade, add MMFMP...\$64.



Computer Corner, Curved, Box/Box/File Pedestal Right (Full modesty)

Model#	(L)	(B)	(E)	(K)	(R)	(W)	Weight	Cube	Price
MMCDQ72C 4R	72"	36"	24"	21"	24"	30"	254	45	\$1,425

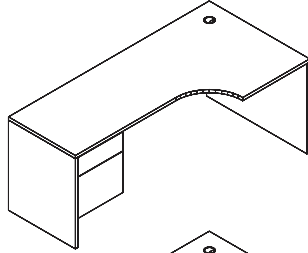
No keyboard tray. Worksurface black grogmet standard. Upgrade grogmet cover to silver, N/C.
For handles and pedestal lock, add MMUHL3...\$88. (Specify H3B-H14, see p. 44).



Computer Corner, Curved, File/File Pedestal Right (Full modesty)

Model#	(L)	(B)	(E)	(K)	(R)	(W)	Weight	Cube	Price
MMCDQ72D 4R	72"	36"	24"	21"	24"	30"	254	45	\$1,383

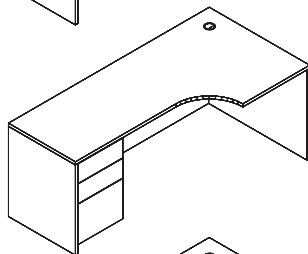
No keyboard tray. Worksurface black grogmet standard. Upgrade grogmet cover to silver, N/C.
For handles and pedestal lock, add MMUHL2...\$68. (Specify H3B-H14, see p. 44).



Computer Corner, Curved, 3/4 Box/File Pedestal Left (3/4 Modesty)

Model#	(L)	(B)	(E)	(K)	(R)	(W)	Weight	Cube	Price
MMCDQ72 4L	72"	36"	24"	21"	24"	30"	239	45	\$1,066

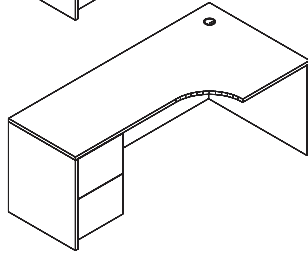
No keyboard tray. Worksurface black grogmet standard. Upgrade grogmet cover to silver, N/C.
For handles and pedestal lock, add MMUHL2...\$68. (Specify H3B-H14, see p. 44).
For full modesty panel upgrade, add MMFMP...\$64.



Computer Corner, Curved, Box/Box/File Pedestal Left (Full modesty)

Model#	(L)	(B)	(E)	(K)	(R)	(W)	Weight	Cube	Price
MMCDQ72C 4L	72"	36"	24"	21"	24"	30"	254	45	\$1,425

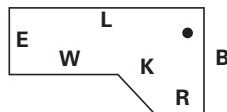
No keyboard tray. Worksurface black grogmet standard. Upgrade grogmet cover to silver, N/C.
For handles and pedestal lock, add MMUHL3...\$88. (Specify H3B-H14, see p. 44).



Computer Corner, Curved, File/File Pedestal Left (Full modesty)

Model#	(L)	(B)	(E)	(K)	(R)	(W)	Weight	Cube	Price
MMCDQ72D 4L	72"	36"	24"	21"	24"	30"	254	45	\$1,383

No keyboard tray. Worksurface black grogmet standard. Upgrade grogmet cover to silver, N/C.
For handles and pedestal lock, add MMUHL2...\$68. (Specify H3B-H14, see p. 44).

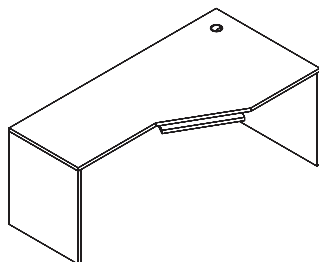


- "L" Length along approach edge
- "B" Back end panel
- "E" End panel
- "K" Keyboard space
- "R" Return depth to attach
- "W" Workarea (kbrd to end)

See available accessories and upgrades, pp. 53-56.

maverick series

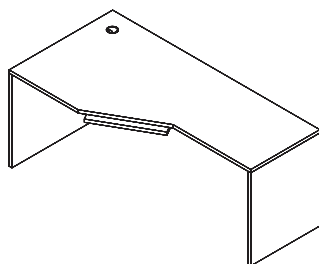
CompuCorner Credenzas



Computer Corner Shell (¾ Modesty) For Right Return

Model#	(L)	(B)	(E)	(K)	(R)	(W)	Weight	Cube	Price
☞ MMCDN60 2R	60"	30"	20"	21"	20"	21"	184	32	\$786
☞ MMCDN72 3R	72"	36"	20"	24"	20"	33"	213	45	\$921
☞ MMCDN72 4R	72"	36"	24"	21"	24"	30"	213	45	\$954

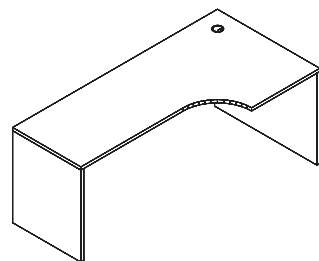
Keyboard tray and worksurface black grommet standard. Upgrade grommet cover to silver, N/C. For full modesty panel upgrade, add MMFMP...\$64.



Computer Corner Shell (¾ Modesty) For Left Return

Model#	(L)	(B)	(E)	(K)	(R)	(W)	Weight	Cube	Price
☞ MMCDN60 2L	60"	30"	20"	21"	20"	21"	184	32	\$786
☞ MMCDN72 3L	72"	36"	20"	24"	20"	33"	213	45	\$921
☞ MMCDN72 4L	72"	36"	24"	21"	24"	30"	213	45	\$954

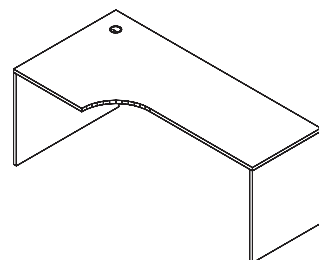
Keyboard tray and worksurface black grommet standard. Upgrade grommet cover to silver, N/C. For full modesty panel upgrade, add MMFMP...\$64.



Computer Corner Shell, Curved (¾ Modesty) For Right Return

Model#	(L)	(B)	(E)	(K)	(R)	(W)	Weight	Cube	Price
☞ MMCDNQ72 4R	72"	36"	24"	21"	24"	30"	213	45	\$954

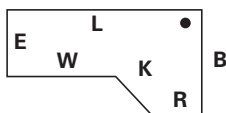
Worksurface black grommet standard. No keyboard tray. Upgrade grommet cover to silver, N/C. For full modesty panel upgrade, add MMFMP...\$64.



Computer Corner Shell, Curved (¾ Modesty) For Left Return

Model#	(L)	(B)	(E)	(K)	(R)	(W)	Weight	Cube	Price
☞ MMCDNQ72 4L	72"	36"	24"	21"	24"	30"	213	45	\$954

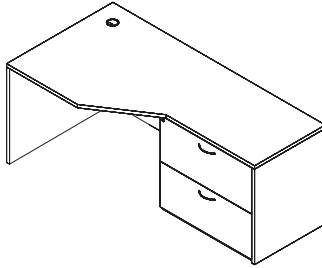
Worksurface black grommet standard. No keyboard tray. Upgrade grommet cover to silver, N/C. For full modesty panel upgrade, add MMFMP...\$64.



- "L" Length along approach edge
- "B" Back end panel
- "E" End panel
- "K" Keyboard space
- "R" Return depth to attach
- "W" Workarea (kbd to end)

maverick series

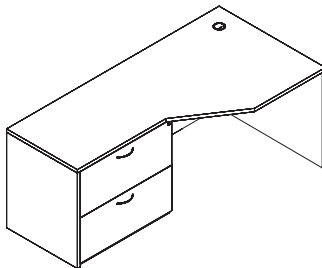
CompuCorner Credenzas



Computer Corner, Right 31" W Lateral File (H3B handles, lock, full modesty)

Model#	(L)	(B)	(E)	(K)	(R)	(W)	Weight	Cube	Price
MMCD72LF 3R	72"	36"	20"	24"	20"	33"	249	45	\$1,582
MMCD72LF 4R	72"	36"	24"	21"	24"	30"	265	45	\$1,671

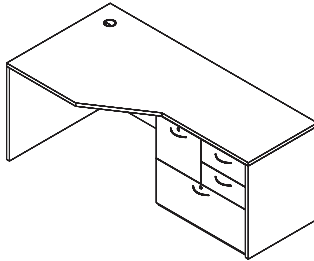
No keyboard tray. Worksurface black grommet standard. Upgrade to H3S handles...N/C. Upgrade grommet cover to silver, N/C.



Computer Corner, Left 31" W Lateral File (H3B handles, lock, full modesty)

Model#	(L)	(B)	(E)	(K)	(R)	(W)	Weight	Cube	Price
MMCD72LF 3L	72"	36"	20"	24"	20"	33"	249	45	\$1,582
MMCD72LF 4L	72"	36"	24"	21"	24"	30"	265	45	\$1,671

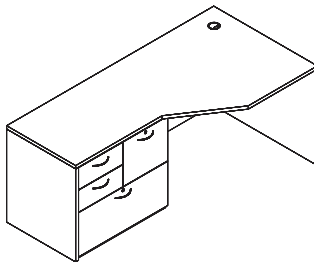
No keyboard tray. Worksurface black grommet standard. Upgrade to H3S handles...N/C. Upgrade grommet cover to silver, N/C.



Computer Corner, Right 31" W Personal Lateral File (H3B handles, locks, full modesty)

Model#	(L)	(B)	(E)	(K)	(R)	(W)	Weight	Cube	Price
MMCD72PLF 3R	72"	36"	20"	24"	20"	33"	249	45	\$1,756
MMCD72PLF 4R	72"	36"	24"	21"	24"	30"	265	45	\$1,800

No keyboard tray. Worksurface black grommet standard. Box drawers do not lock. Upgrade to H3S handles...N/C. Upgrade grommet cover to silver, N/C.

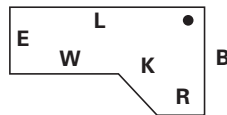


Computer Corner, Left 31" W Personal Lateral File (H3B handles, locks, full modesty)

Model#	(L)	(B)	(E)	(K)	(R)	(W)	Weight	Cube	Price
MMCD72PLF 3L	72"	36"	20"	24"	20"	33"	249	45	\$1,756
MMCD72PLF 4L	72"	36"	24"	21"	24"	30"	265	45	\$1,800

No keyboard tray. Worksurface black grommet standard. Box drawers do not lock. Upgrade to H3S handles...N/C. Upgrade grommet cover to silver, N/C.

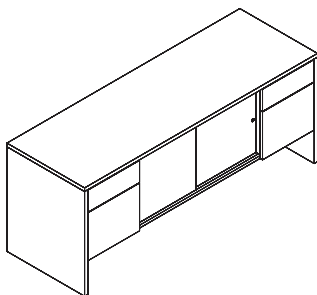
NOTE: Computer Corners with personal lateral file, when ordering with APH1 Handles (1) lock is standard.



- "L" Length along approach edge
- "B" Back end panel
- "E" End panel
- "K" Keyboard space
- "R" Return depth to attach
- "W" Workarea (kbrd to end)

maverick series

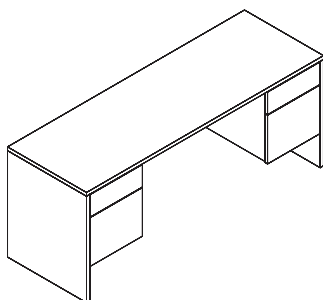
Credenzas



Credenza Double Pedestal, Box/File Left and Right, Center Storage (Sliding doors, ¾ modesty)

Model#	Depth	Width	Height	Weight	Cube	Price
☞ MMC2060 2	20"	60"	29"	230	21	\$1,101
☞ MMC2066 2	20"	66"	29"	240	23	\$1,305
☞ MMC2072 2	20"	72"	29"	250	25	\$1,318
☞ MMC2472 2	24"	72"	29"	270	30	\$1,402

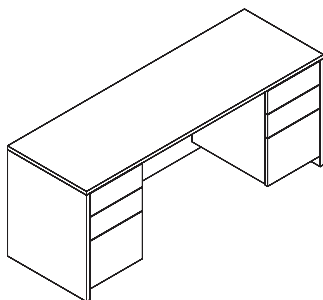
Storage includes one adjustable ¾"-thick shelf.
For handles and pedestal lock, add MMUHL2...\$68 each pedestal (Specify H3B-H14, see p. 44).
NOTE: Ped lock is inside doors.



Credenza Double Pedestal, Box/File Left and Right (Knee space, ¾ modesty)

Model#	Depth	Width	Height	Weight	Cube	Price
☞ MMC2060 3	20"	60"	29"	196	21	\$1,020
☞ MMC2066 3	20"	66"	29"	205	23	\$1,229
☞ MMC2072 3	20"	72"	29"	210	25	\$1,253
☞ MMC2472 3	24"	72"	29"	230	30	\$1,288

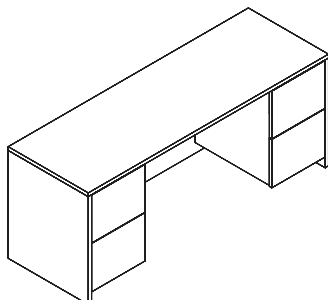
For full modesty panel upgrade, add MMFMP...\$64.
For handles and pedestal lock, add MMUHL2...\$68 each pedestal (Specify H3B-H14, see p. 44).



Credenza Double Pedestal, Box/Box/File Left and Right (Knee space, full modesty)

Model#	Depth	Width	Height	Weight	Cube	Price
☞ MMCC2060 3	20"	60"	29"	245	21	\$1,380
☞ MMCC2066 3	20"	66"	29"	255	23	\$1,592
☞ MMCC2072 3	20"	72"	29"	265	25	\$1,613
☞ MMCC2472 3	24"	72"	29"	290	30	\$1,649

For handles and pedestal lock, add MMUHL3...\$88 each pedestal (Specify H3B-H14, see p. 44).
For Left Box/Box/File & Right File/File configuration, use model# MMCCD_ _ _ _ 3. N/C.



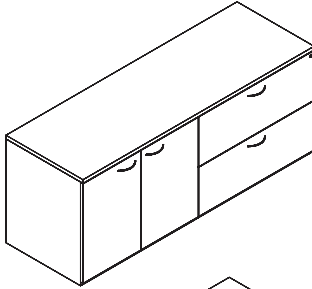
Credenza Double Pedestal, File/File Left and Right (Knee space, full modesty)

Model#	Depth	Width	Height	Weight	Cube	Price
☞ MMCD2060 3	20"	60"	29"	245	21	\$1,336
☞ MMCD2066 3	20"	66"	29"	255	23	\$1,550
☞ MMCD2072 3	20"	72"	29"	265	25	\$1,571
☞ MMCD2472 3	24"	72"	29"	290	30	\$1,607

For handles and pedestal lock, add MMUHL2...\$68 each pedestal (Specify H3B-H14, see p. 44).

maverick series

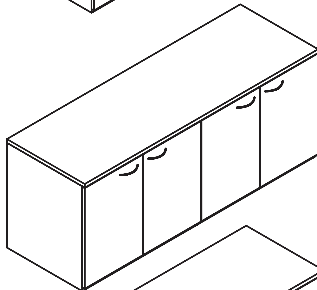
Credenzas



Credenza, Hinged Door Cabinet Left and Lateral File Right (H3B handles, lateral file lock)

Model#	Depth	Width	Height	Weight	Cube	Price
MMC2072 9FP	20"	72"	29"	270	30	\$1,861
MMC2472 9FP	24"	72"	29"	290	30	\$1,912

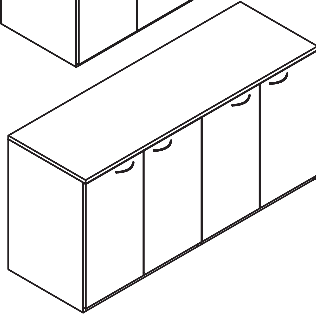
Cabinet includes 1 adjustable shelf $\frac{3}{4}$ " thick.
Optional face lock for hinged doors, add MMFL...\$78. Upgrade to H3S handles...N/C.



Credenza, 4- Full Hinged Door (2 adjustable shelves, H3B handles)

Model#	Depth	Width	Height	Weight	Cube	Price
MMC2048 1FP	20"	48"	29"	155	17	\$1,470
MMC2448 1FP	24"	48"	29"	175	20	\$1,545
MMC2060 1FP	20"	60"	29"	220	21	\$1,582
MMC2066 1FP	20"	66"	29"	240	23	\$1,717
MMC2072 1FP	20"	72"	29"	260	25	\$1,739
MMC2472 1FP	24"	72"	29"	295	30	\$1,890
MMC207236 1FP	20"	72"	36"	238	30	\$1,875
MMC247236 1FP	24"	72"	36"	265	36	\$1,975

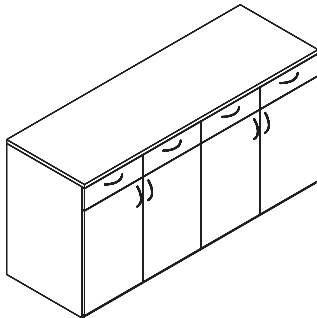
Storage includes 1 adjustable shelf $\frac{3}{4}$ " thick.
Optional face locks (2 locks required), add MMFL...\$78 each.
Upgrade to H3S handles...N/C.



Buffet Credenza (4 box drawers, 4 full hinged doors, 2 adjustable shelves, H3B handles)

Model#	Depth	Width	Height	Weight	Cube	Price
MMHDBC2036	20"	36"	36"	220	15	\$1,145
MMHDBC2436	24"	36"	36"	240	18	\$1,258
MMHDBC2060	20"	60"	36"	236	25	\$2,345
MMHDBC2460	24"	60"	36"	261	30	\$2,440
MMHDBC2072	20"	72"	36"	260	30	\$2,372
MMHDBC2472	24"	72"	36"	290	36	\$2,476

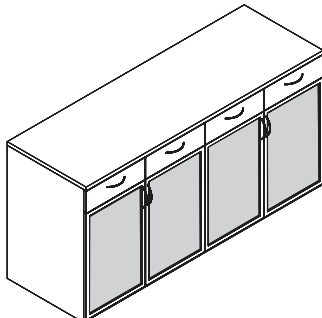
Storage includes 1 adjustable shelf $\frac{3}{4}$ " thick per side.
36"W credenza: 2 box drawers & 2 hinged doors, 1 adjustable shelf.
Optional face locks (2 locks required for doors...1 lock per box drawer), add MMFL...\$78 each.
(Optional face lock for 36"W requires 1 for doors and 1 for each box drawers.)
Upgrade to H3S handles...N/C.



Buffet Credenza (4 box drawers, full hinged glass doors, 2 adjustable shelves, H3B handles)

Model#	Depth	Width	Height	Weight	Cube	Price
MMHDBC2036G	20"	36"	36"	220	15	\$1,442
MMHDBC2436G	24"	36"	36"	240	18	\$1,550
MMHDBC2072G	20"	72"	36"	240	18	\$3,232
MMHDBC2472G	24"	72"	36"	290	36	\$3,334

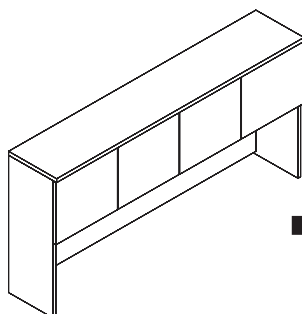
Storage includes 1 adjustable shelf $\frac{3}{4}$ " thick per side.
36"W credenza: 2 box drawers & 2 glass doors, 1 adjustable shelf.
Optional face locks for box drawers, add MMFL...\$78 each.
Locks N/A for glass doors. Upgrade to H3S handles...N/C.



maverick series

Hutches

(Maverick Series hutch fits Maverick Series worksurfaces only)

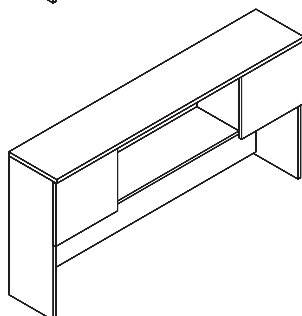


Hutch, with Four Hinged Doors (19" below doors)

Model#	Depth	Width	Height	Weight	Cube	Price
MMH48 WD	14"	48"	36"	130	14	\$1,020
MMH60 WD	14"	60"	36"	155	18	\$1,101
MMH66 WD	14"	66"	36"	167	20	\$1,199
MMH72 WD	14"	72"	36"	179	21	\$1,229
MMH72 WG	14"	72"	36"	179	21	\$1,750

Glass Doors

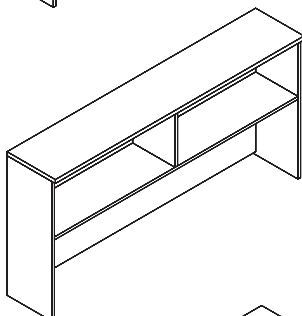
Optional face locks (2 locks required), add MMFL...\$78 each. Glass doors do NOT lock. May be upgraded to 42" height, add MMUHH...\$176. Add tasklights, fascia and tackboards, see p. 43. Ends are 3/4" thick; doors overlay legs but are inset to the 1"-thick top. 3/4" back panel cord gap.



Hutch, Left & Right Hinged Doors, Center Opening (19" below doors)

Model#	Depth	Width	Height	Weight	Cube	Price
MMH60 W2D	14"	60"	36"	140	18	\$ 996
MMH66 W2D	14"	66"	36"	152	20	\$1,050
MMH72 W2D	14"	72"	36"	164	21	\$1,101

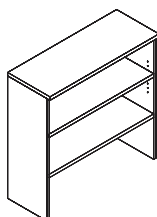
Optional face locks (2 locks required), add MMFL...\$78 each. Doors are same width as open space. May be upgraded to 42" height, add MMUHH...\$176. Add tasklights, fascia and tackboards, see p. 43. Ends are 3/4" thick; doors overlay legs but are inset to the 1"-thick top. 3/4" back panel cord gap.



Hutch, No Doors (20" below shelf)

Model#	Depth	Width	Height	Weight	Cube	Price
MMH48 ND	14"	48"	36"	115	14	\$735
MMH60 ND	14"	60"	36"	135	18	\$764
MMH66 ND	14"	66"	36"	148	20	\$832
MMH72 ND	14"	72"	36"	160	21	\$921

May be upgraded to 42" height, add MMUHH...\$176. Add tasklights, fascia and tackboards, see p. 43. Ends are 3/4" thick; doors overlay legs but are inset to the 1"-thick top. 3/4" back panel cord gap.



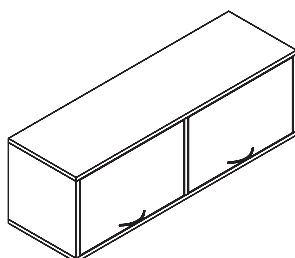
Bookcase Hutch, Full Back Panel

(One adjustable shelf, one fixed shelf, 1"-thick shelves) Bottom clearance 12"H

Model#	Depth	Width	Height	# Shelves	Weight	Cube	Price
MMBCH31	14"	31"	36"	2	81	10	\$430
MMBCH	14"	36"	36"	2	72	11	\$450

May be upgraded to 42" height, add MMUHH...\$176. 12"H Bottom clearance does not change. See p. 43. Ends are 3/4" thick; legs are inset to the 1"-thick top. Width coordinates with lateral files and utility cabinets.

Wall Mount Cabinets



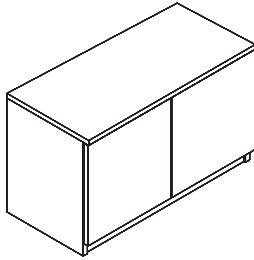
Wall Mount Overhead Cabinet With Flip Doors, H3B handles (35lb. weight capacity)

Model#	Depth	Width	Height	# of Doors	Weight	Cube	Price
MMCFOHB30	14 3/4"	30"	16"	1	110	7	\$ 812
MMCFOHB36	14 3/4"	36"	16"	1	110	7	\$ 919
MMCFOHB48	14 3/4"	48"	16"	2	110	7	\$1,087

Optional locks (2 required on 48"W), add MMFL...\$78 each. H3S handles may be added at no upcharge. Requires professional installation and must be mounted to wall stud. 35lb. weight capacity.

maverick series

Wall Mount Cabinets

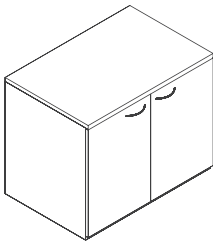


Wall Mount Overhead Cabinet with Hinged Door Overlay, Finger pull, Fascia
(35lb. weight capacity)

Model#	Depth	Width	Height	# of Doors	Weight	Cube	Price
MMCFOHD30	14 3/4"	30"	18 1/2"	2	110	7	\$789
MMCFOHD36	14 3/4"	36"	18 1/2"	2	110	7	\$812
MMCFOHD42	14 3/4"	42"	18 1/2"	2	120	9	\$932
MMCFOHD48	14 3/4"	48"	18 1/2"	4	120	9	\$960

Wall mount overhead storage includes fascia. Optional handles may be added.
Optional face lock (2 face locks are required for 42"W & 48"W) add MMFL...\$78 each.
Requires professional installation and must be mounted to wall stud.
35lb. weight capacity.

Storage

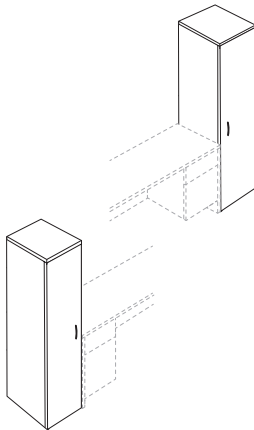


Hinged Door Utility Cabinet (H3B handle, one 3/4"-thick adjustable shelf)

Model#	Depth	Width	Height	Weight	Cube	Price
MMHDC2036	20"	36"	29"	115	13	\$ 786
MMHDC2042	20"	42"	29"	165	15	\$ 832
MMHDC2436	24"	36"	29"	175	15	\$ 908
MMHDC2442	24"	42"	29"	180	18	\$ 983
MMHDC2436G	24"	36"	29"	175	18	\$1,226

Glass Doors

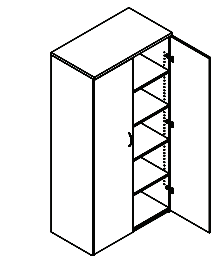
Optional lock available, add MMFL...\$78. Width coordinates with bookcase hutch. Upgrade to H3S handles...N/C.
Glass doors do NOT lock.



Single Storage Cabinet, Right (H3B handle, three adjustable 3/4"-thick shelves)

Model#	Depth	Width	Height	Weight	Cube	Price
MMSTS1665R	20"	16"	65"	185	12	\$983

Optional lock available, add MMFL...\$78. Upgrade to H3S handles...N/C. Add \$61 List for H30 Handle.



Single Storage Cabinet, Left (H3B handle, three adjustable 3/4"-thick shelves)

Model#	Depth	Width	Height	Weight	Cube	Price
MMSTS1665L	20"	16"	65"	185	12	\$983

Optional lock available, add MMFL...\$78. Upgrade to H3S handles...N/C. Add \$61 List for H30 Handle.

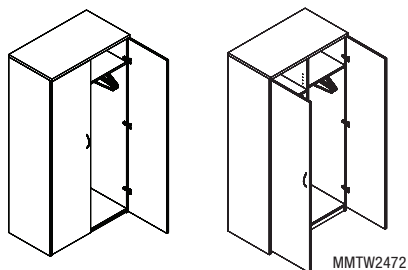
Double Storage Cabinet (3/4"-thick adjustable shelves, H3B handles)

Model#	Depth	Width	Height	# Shelves	Weight	Cube	Price
MMST3642	20"	36"	42"	2	208	18	\$1,095
MMST3665	20"	36"	65"	3	290	27	\$1,508
MMST3672	20"	36"	72"	4	370	30	\$1,700
MMST3684	20"	36"	84"	5	298	35	\$1,920
MMST243665	24"	36"	65"	3	290	33	\$1,680
MMST243672	24"	36"	72"	4	370	36	\$1,855

Optional lock available, add MMFL...\$78. Upgrade to H3S handles...N/C. Add \$61 List for H30 Handle.
Cabinets 60"H & higher require fixed shelf for locking.

maverick series

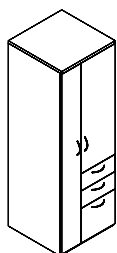
Storage



Wardrobe Cabinet (Coat rack, one fixed shelf, H3B handles)

Model#	Depth	Width	Height	Weight	Cube	Price
MMWC3665	24"	36"	65"	309	33	\$1,308
MMWC3672	24"	36"	72"	325	36	\$1,523
MMTW2472	24"	36"	72"	286	36	\$1,940

MMTW2472: Left 4 adjustable shelves, right wardrobe. Requires 2 locks.
Optional lock, add MMFL...\$78 ea. Upgrade to H3S handles...N/C. For H30 Handle, add...\$61 each.

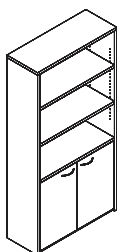


Personal Storage Cabinet

(Right door, 2 adjustable shelves and Box/Box/File pedestal, left door, H3B handles)

Model#	Depth	Width	Height	Weight	Cube	Price
MMWCP2465	24"	24"	65"	309	22	\$2,004
MMWCP2472	24"	24"	72"	325	24	\$2,167

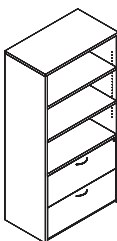
Coat rack in long compartment. Optional face lock (2 locks required for doors), add MMFL...\$78 each. For pedestal face lock, add MMFFL \$156 List. Upgrade to H3S handles...N/C.



Bookcase with Storage Cabinet (1"-thick adjustable shelves, H3B handles)

Model#	Depth	Width	Height	# Shelves	Weight	Cube	Price
MMBCD3660	14"	36"	60"	2	135	18	\$1,186
MMBCD3672	14"	36"	72"	3	145	21	\$1,229
MMBCD3684	14"	36"	84"	4	155	25	\$1,418

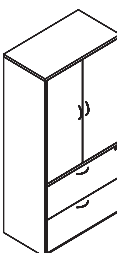
Optional lock, add MMFL...\$78. Upgrade to H3S handles...N/C.



Bookcase with 36" Wide Lateral File (1"-thick adjustable shelves, lock, H3B handles)

Model#	Depth	Width	Height	# Shelves	Weight	Cube	Price
MMBCLF3660	20"	36 1/2"	60"	1	224	25	\$1,620
MMBCLF3672	20"	36 1/2"	72"	2	260	30	\$1,702
MMBCLF3684	20"	36 1/2"	84"	3	281	35	\$1,875

For H30 Handle, add...\$61 each. Upgrade to H3S handles...N/C.



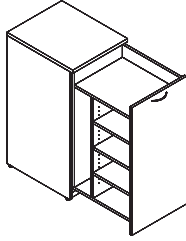
Bookcase with 36" Wide Lateral File & Doors (1"-thick adjustable shelves, one lock, H3B handles)

Model#	Depth	Width	Height	# Shelves	Weight	Cube	Price
MMBCLF3672WD	20"	36 1/2"	72"	2	300	30	\$2,061
MMBCLF3684WD	20"	36 1/2"	84"	3	331	35	\$2,299

For H30 Handle, add...\$61 each. Upgrade to H3S handles...N/C.
Lateral file with lock. Optional face lock for doors, add MMFL \$78 List.

maverick series

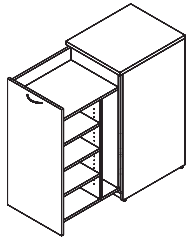
Storage



Slide Out Personal Storage Cabinet, Right Door Slide Out Storage (H3B handles)

Model#	Depth	Width	Height	Weight	Cube	Price
MMSDS2442R	24"	20 1/2"	42"	200	12	\$2,085
MMSDS3042R	30"	20 1/2"	42"	234	15	\$2,235

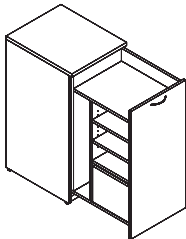
Right-Side Slide Out Storage: 3-Adjustable Shelves, wardrobe compartment with coat/purse hook. Optional Face Lock add MMFL \$78 List. Upgrade to H3S Silver Handle N/C. 20 LEAD TIME



Slide Out Personal Storage Cabinet, Left Door Slide Out Storage (H3B handles)

Model#	Depth	Width	Height	Weight	Cube	Price
MMSDS2442L	24"	20 1/2"	42"	200	12	\$2,085
MMSDS3042L	30"	20 1/2"	42"	234	15	\$2,235

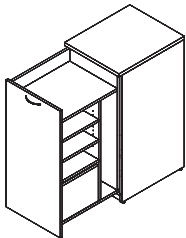
Left-Side Slide Out Storage: 3-Adjustable Shelves, wardrobe compartment with coat/purse hook. Optional Face Lock add MMFL \$78 List. Upgrade to H3S Silver Handle N/C. 20 LEAD TIME



Slide Out Personal Storage Cabinet, Right Door Slide Out File Storage (H3B handles)

Model#	Depth	Width	Height	Weight	Cube	Price
MMSDF2442R	24"	20 1/2"	42"	213	12	\$2,485
MMSDF3042R	30"	20 1/2"	42"	247	15	\$2,635

Right-Side Slide Out Storage: Bottom File Drawer, 2-Adjustable Shelves, wardrobe compartment with coat/purse hook. Optional Face Lock add MMFL \$78 List. Upgrade to H3S Silver Handle N/C. 20 LEAD TIME

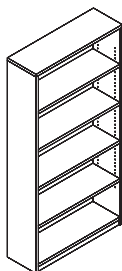


Slide Out Personal Storage Cabinet, Left Door Slide Out File Storage (H3B handles)

Model#	Depth	Width	Height	Weight	Cube	Price
MMSDF2442L	24"	20 1/2"	42"	213	12	\$2,485
MMSDF3042L	30"	20 1/2"	42"	247	15	\$2,635

Left-Side Slide Out Storage: Bottom File Drawer, 2-Adjustable Shelves, wardrobe compartment with coat/purse hook. Optional Face Lock add MMFL \$78 List. Upgrade to H3S Silver Handle N/C. 20 LEAD TIME

Bookcase



Bookcase (1"-thick adjustable shelves)

Model#	Depth	Width	Height	# Shelves	Weight	Cube	Price
☞ MMBC3630	12"	36"	29"	1	61	18	\$435
☞ MMBC3648	12"	36"	48"	2	86	12	\$586
☞ MMBC3660	12"	36"	60"	3	107	15	\$705
☞ MMBC3665	12"	36"	65"	3	111	17	\$735
☞ MMBC3672	12"	36"	72"	4	128	18	\$764
☞ MMBC3684	12"	36"	84"	5	137	21	\$954

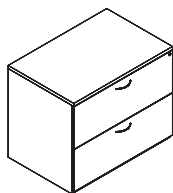
For additional adjustable shelf, add MMSH1 \$113 ea.

For handle upgrade, specify from H5-H14, see p. 53 See available accessories and upgrades, pp. 54-56.

maverick series

Files

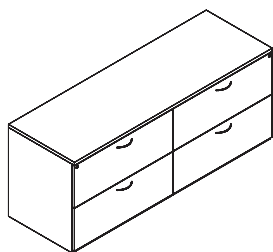
(All drawers depth are 16"D except vertical files)



2-drawer Lateral File (H3B handles, lock)

Model#	Depth	Width	Height	Weight	Cube	Price
MMLF2031	20"	31"	29"	135	11	\$910
MMLF2431	24"	31"	29"	147	13	\$936
☞ MMLF202	20"	36"	29"	160	13	\$936
☞ MMLF242	24"	36"	29"	176	15	\$983

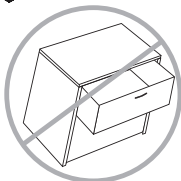
Upgrade to H3S Handle N/C. Upgrade to H30 Handle...\$61 each.



4-Drawer Double Lateral File (H3B handles, 2 locks)

Model#	Depth	Width	Height	Weight	Cube	Price
MMLF202+2	20"	72"	29"	330	25	\$1,950
MMLF242+2	24"	72"	29"	335	30	\$2,033

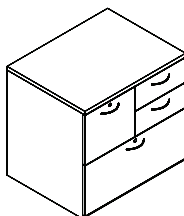
Upgrade to H3S handles. Upgrade to H30 Handle...\$61 each.



Anti-Tip Interlock Mechanism for 2-Drawer Lateral File or Double Lateral File

Model#	Description	Price
MM UATLF	Adds anti-tip interlock mechanism (Optional)	\$127

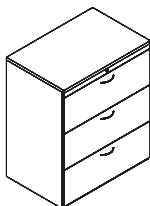
4-Drawer Double lateral file requires 2.



Personal Lateral File 31"W (H3B handles, 2 locks)

Model#	Depth	Width	Height	Weight	Cube	Price
MMPLF20	20"	31"	29"	189	11	\$1,066
MMPLF24	24"	31"	29"	205	13	\$1,117


Upgrade to H3S handles...N/C. Box drawers do not lock. If ordered APH1 handles (1) lock is standard.



3-drawer Lateral File (H3B handles, lock) Anti-Tip Interlock

Model#	Depth	Width	Height	Weight	Cube	Price
2⓪ MMLF203	20"	36"	43"	240	18	\$1,671
2⓪ MMLF243	24"	36"	43"	264	22	\$1,739

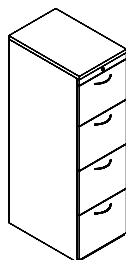
REQUIRES 2⓪ LEAD TIME. Upgrade to H3S handles...N/C. Upgrade to H30 Handle...\$61 each.



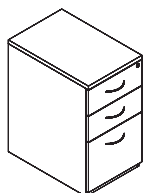
4-drawer Lateral File (H3B handles, lock) Anti-Tip Interlock

Model#	Depth	Width	Height	Weight	Cube	Price
2⓪ MMLF204	20"	36"	55"	330	23	\$2,136
2⓪ MMLF244	24"	36"	55"	335	28	\$2,235

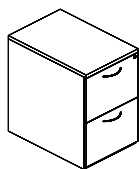
REQUIRES 2⓪ LEAD TIME. Upgrade to H3S handles...N/C. Upgrade to H30 Handle...\$61 each.



MMVF4



MMVFC



MMVF2

Vertical Files (H3B handles, lock)

Model#	Depth	Width	Height	20"D Drawers	Weight	Cube	Price
☞ MMVF2	24"	16"	29"	2	160	7	\$ 749
☞ MMVFC	24"	16"	29"	3	160	7	\$ 810
MMVF2LGL	24"	19"	29"	2	172	8	\$ 848
2⓪ MMVF4	24"	16"	55"	4	180	7	\$1,570
2⓪ MMVF4LGL	24"	19"	55"	4	190	8	\$1,701

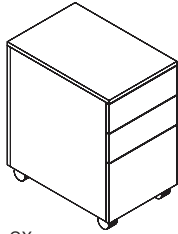
4 Drawer vertical files require 2⓪ LEAD TIME. Upgrade to H3S handles...N/C. Anti-tip interlock is standard on 4-drawer vertical files only.

For handle upgrade, specify from H5-H14, see p. 53 See available accessories and upgrades, pp. 54-56.

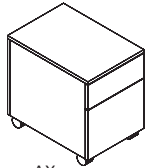
maverick series

Pedestals - Freestanding

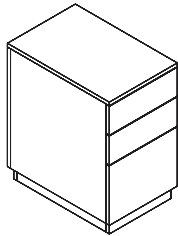
NOTE: Pedestals below cannot be used for Apex series.
Contact us for quote



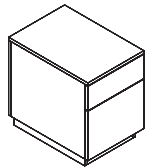
CX



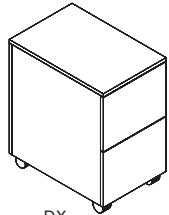
AX



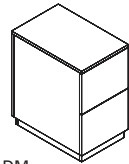
CM



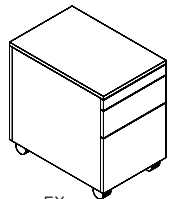
AM



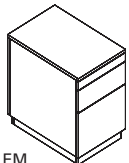
DX



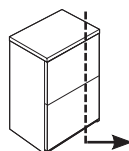
DM



EX



EM



Mobile Pedestal, Box/Box/File or Box/File with Casters (Fully finished, letter size)

Model#	Depth	Width	Height	Drawer Depth	Weight	Cube	Price
MMPED AX	23"	16"	22"	20	56	5	\$628
MMPED AX20	19"	16"	22"	16	56	5	\$615
MMPED CX	23"	16"	27 5/8"	20	90	6	\$749
MMPED CX20	19"	16"	27 5/8"	16	80	6	\$735

Pedestal, Box/Box/File or Box File with Kickbase (Fully finished, letter size, 2 1/2"H kickbase)

Model#	Depth	Width	Height	Drawer Depth	Weight	Cube	Price
MMPED AM	23"	16"	22"	20	50	4	\$628
MMPED AM20	19"	16"	22"	16	50	4	\$615
MMPED CM	23"	16"	27 5/8"	20	90	6	\$749
MMPED CM20	19"	16"	27 5/8"	16	80	6	\$735

1 convenience tray (MM BPT) and 1 file bar is provided.

For handles and ped lock, add MMUHL3...\$88. (Specify H3B-H14, see p. 44). For BF add MMUHL2 \$68
For side pedestal lock only, add MMPL \$78 List. (Specify left or right side lock install) Right side is standard.

Mobile Pedestal, File/File with Casters (Fully finished, letter size)

Model#	Depth	Width	Height	Drawer Depth	Weight	Cube	Price
MMPED DX	23"	16"	27 5/8"	20	90	6	\$735
MMPED DX20	19"	16"	27 5/8"	16	80	6	\$719

Pedestal, File/File with Kickbase (Fully finished, letter size, 2 1/2"H kickbase)

Model#	Depth	Width	Height	Drawer Depth	Weight	Cube	Price
MMPED DM	23"	16"	27 5/8"	20	90	6	\$735
MMPED DM20	19"	16"	27 5/8"	16	80	6	\$719

2 file bars are provided. For handles and ped lock, add MMUHL2...\$68. (Specify H3B-H14, see p. 44).
For side pedestal lock only, add MMPL \$78 List. (Specify left or right side lock install) Right side is standard.

Mobile Pedestal, Pencil/Box/File with Casters (Fully finished, letter size)

Model#	Depth	Width	Height	Drawer Depth	Weight	Cube	Price
MMPED EX	23"	16"	24"	20	90	6	\$749
MMPED EX20	19"	16"	24"	16	80	6	\$735

Pedestal, Pencil/Box/File with Kickbase (Fully finished, letter size, 2 1/2"H kickbase)

Model#	Depth	Width	Height	Drawer Depth	Weight	Cube	Price
MMPED EM	23"	16"	24"	20	90	6	\$749
MMPED EM20	19"	16"	24"	16	80	6	\$735

One file bar provided. For handles and ped lock, add MMUHL3...\$88. (Specify H3B-H14, see p. 44).
For side pedestal lock only, add MMPL \$78 List. (Specify left or right side lock install) Right side is standard.
Pedestal lock locks box file only.

Upgrade Pedestals from Standard Width to Legal Width

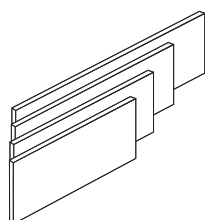
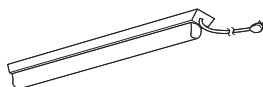

Model#	Depth	Width	Height	Weight	Cube	Price
MM UPEDLGL	no change	19"	no change	128	8	\$99

Depth and height does not change. Option to upgrade is available for all pedestals above.

See available accessories and upgrades, pp. 53-56.

maverick series

Upgrades and Accessories for Hutches



Tasklight, Fascia & Grommet (One black light, hutch with fascia and one grommet on back panel)

Model#	Depth	Width	Height	Weight	Cube	Price
MM TSKLT2	7/8"	24 1/2"	1 7/8"	2	.1	\$397

Fascia is sized to fit the hutch size specified. Grommet is placed on back of hutch just below the shelf. 72" width hutch takes 2 lights. Use MMTSKLTX pricing (below) for additional light, LED light.

Tasklight, Black (One additional tasklight)

Model#	Depth	Width	Height	Weight	Cube	Price
MM TSKLTX	7/8"	24 1/2"	1 7/8"	2	.1	\$192 ea.

Lights interconnect to other lights, can link up to 6 units max, LED light.

Hutch Tackboards

Model#	Depth	Width	Height	Hutch Width	Weight	Cube	Price
MM TKBD30	1"	28"	14 1/4"	36"	9	.5	\$389
MM TKBD36	1"	34"	14 1/4"	42"	9	.5	\$405
MM TKBD42	1"	40"	14 1/4"	48"	12	.6	\$418
MM TKBD48	1"	46"	14 1/4"	54"	12	.6	\$450
MM TKBD54	1"	52"	14 1/4"	60"	15	.7	\$480
MM TKBD60	1"	58"	14 1/4"	66"	17	.8	\$509
MM TKBD66	1"	64"	14 1/4"	72"	19	1	\$545
MM TKBD72	1"	70"	14 1/4"	78"	21	1	\$665
MM TKBD78 (2 pcs)	1"	76"	14 1/4"	84"	23	1	\$740

For COM fabric add \$30/Sq. yd. Required yardage to be provided by customer. 78" width is made in 2 pieces. For fabric color choice, see inside back cover. For Underground Fabric add 25%

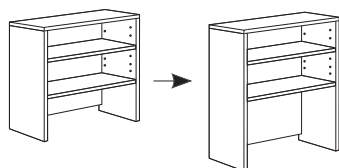
Fabric Chart (Uses Guilford of Maine)

STANDARD FABRICS

Tempest 2120...Zebra 015, Silk 045 **Sprite 2671...**Snow 7040, Linen 7010
Anchorage 2335...Sunshine 2082, Waterfall 2691, Green Apple 2087, Aubergine 2036,
 Goose 2049, Onyx 2016, Red Delicious 2014
Metro 3077...Storefront 030, Skyscraper 022 **Cape Cod 3073...**Linen 7031, Surf 7062
Metalation 5118...Chrome 1676, Polished Pewter 1678
Cadence 5595...Jade 1441, Turquoise 1442, Opal 1432, Sapphire 1443, Coral 1437

25% UPCHARGE*

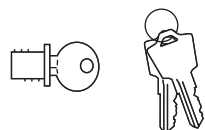
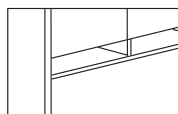
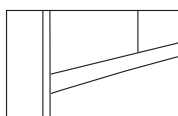
* **Underground 2967...**Champagne 010, Tangerine 070, Azure 050, Ocean 041, Pepper 030, Earth 061



Upgrade Hutch Height from 36"H to 42"H

Model#	Price
MM UHH	\$176

Hutches: Doors or shelves do not change, bottom clearance increases by 6".
 Bookcase hutch: 12"H bottom clearance does not change.



Hutch Fascia/Valance (Decreases clearance under shelf by 2")

Model#	Depth	Width	Height	Weight	Cube	Price
MM VAL	3/4"	varies	2"	varies	varies	\$135

Hutch Mail Slots (Paper manager) (Decreases clearance under shelf by 5")

Model#	Depth	Width	Height	Weight	Cube	Price
MM HMS	12"	varies	4 3/4"	varies	varies	\$227

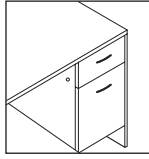
Face Lock for Hutch Doors

Model#	Depth	Width	Height	Weight	Cube	Price
MM FL						\$78

1 per set of 2 doors. Hutch with 4 doors takes 2 locks. Glass doors do NOT lock.

maverick series

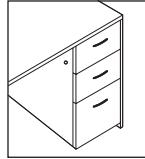
Upgrades and Accessories



Package Upgrade (Includes 2 handles and 1 lock) for Box/File or File/File Pedestals

Model#	Price
MM UHL2	\$68

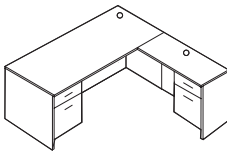
Specify package handle option H3B-H10 & H14. See below.



Package Upgrade (Includes 3 handles and 1 lock) for Box/Box/File Pedestal

Model#	Price
MM UHL3	\$88

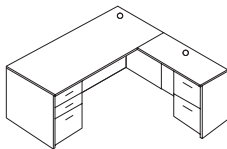
Specify package handle option H3B-H10 & H14. See below.



**Package Upgrade, For "L" Shape Box/File Ped Units
(Includes 2 grommets, 4 handles & 2 locks)**

Model#	Price
MM UGL	\$182

Grommets standard locations as shown. Specify package handle option H3B-H10 & H14. See below.



**Package Upgrade, For "L" Shape Box/Box/File, File/File Ped Units
(Includes 2 grommets, 5 handles & 2 locks)**

Model#	Price
MM UGLFP	\$213

Grommets standard locations as shown. Specify package handle option H3B-H10 & H14. See below.

NOTE: Lock numbers are randomly assigned, key alike must be specify. No charge.

HANDLE OPTIONS FOR PACKAGES UHL2, UHL3, UGL & UGLFP



Crescent Black
(MM H3B)



Crescent Silver
(MM H3S)



Elliptical Black
(MM H5B)



Elliptical Silver
(MM H5S)



Crescent Textured Nickel
(MM H6)



Flared Nickel
(MM H7)



Bow Handle
(MM H8)



Curved Handle
(MM H9)



Bar Square Handle
(MM H10)

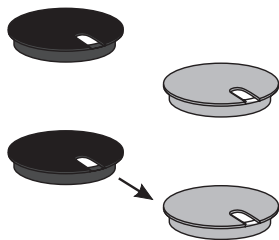


Bar Handle
(MM H14)

maverick series

Upgrades and Accessories

GROMMETS



Grommet (Plastic cover, hole in surface, each)

Model#	Color	Depth	Width	Surface Hole Diameter	Price
MM GR234B	Black Plastic	3"	3"	2 3/4"	\$49
MM GR234S	Silver Plastic	3"	3"	2 3/4"	\$49

Specify grommet location.

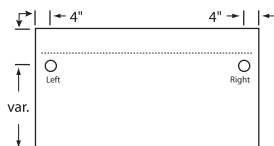
Grommet Color Upgrade, from Standard Black to Silver

Model#	Color	Depth	Width	Surface Hole Diameter	Price
MM UGR234S	Silver Plastic	3"	3"	2 3/4"	N/C

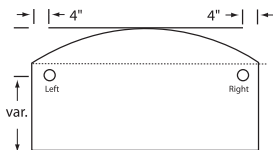
Upgrade grommet color on items that are shown with standard grommets (i.e. MMCD72 4R)

GROMMETS LOCATION (WORKSURFACE)

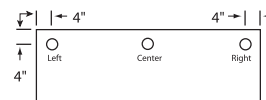
NOTE: While sitting at unit, grommet locations named from left to right.
 For grommet location on tops and/or modesty panel specify left, center or right.
 No grommets over pedestals.



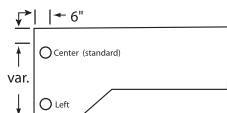
Desks



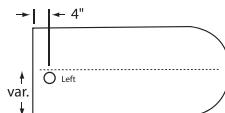
Desks



Credenza, Return, Bridges



CompuCredenza



Bullets

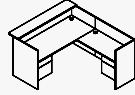
maverick series

Statement of Line

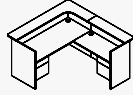
RECEPTION



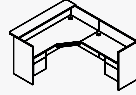
Reception - Single Ped
Single ped, desk only transaction
(RCAS)



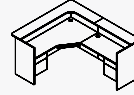
Reception - "L" Shape
Desk transaction counter only
(RCAX)



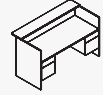
Reception - "L" Shape
Transaction counter on desk & return
(RCAL)



Reception - "L" Shape Computer
Desk transaction counter only
(RCDX)



Reception - "L" Shape Computer
Transaction counter on desk & return
(RCDL)



Reception - Double Ped
Desk transaction Counter
(RCAD)

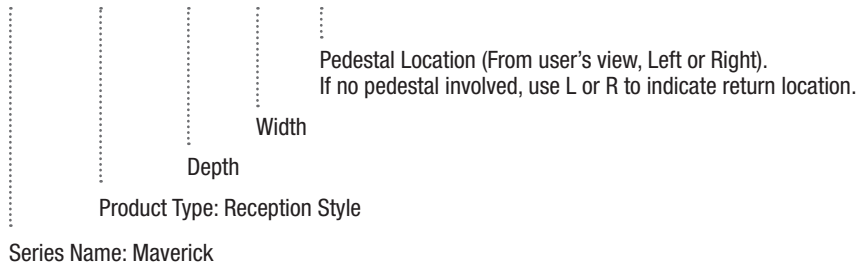
NOTES:

- Before ordering, ensure that the building and room access, including elevators, will accommodate furniture of this size. Use of pin-and-cam construction does facilitate some disassembly.
- Details of front transaction counter vary by series as do pedestals.
- Handles and locks standards vary by series.

How to Order Reception Units

WORKSURFACE UNITS: RECEPTION UNITS

1. Product number: **MM RCAL 36 72 L**



2. Specify worksurface finish. See back cover.
3. Specify worksurface edge trim finish. Matching color edge is standard. See back cover.
4. Specify chassis finish. Matching color edge trim is standard. See back cover.
5. Handles and lock options. See page 52 for prices.
6. Specify other accessories and upgrade options. See page 52-57.

HANDLE OPTIONS



Crescent Black
(MM H3B)



Crescent Silver
(MM H3S)



Elliptical Black
(MM H5B)



Elliptical Silver
(MM H5S)



Crescent Textured Nickel
(MM H6)



Flared Nickel
(MM H7)



Bow Handle
(MM H8)



Curved Handle
(MM H9)



Bar Square Handle
(MM H10)



Bar Handle
(MM H14)

IMPORTANT NOTE: Individual handles, see page 53 for options and prices.

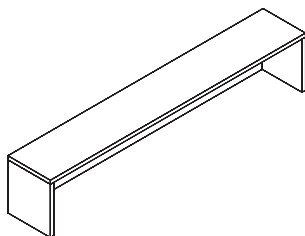


GROMMET

Black grommet standard where shown. Upgrade to silver color, N/C.

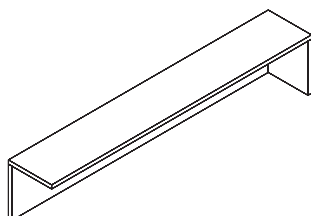
maverick series

Risers for Desks and Returns



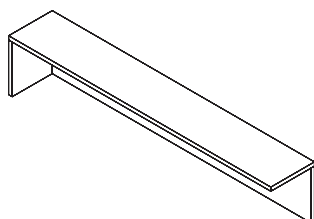
Riser (No approach overhang)

Model#	Depth	Width	Height	Weight	Cube	Price
MMRB36	12"	36"	14"	38	1	\$356
MMRB42	12"	42"	14"	43	2	\$371
MMRB48	12"	48"	14"	47	5	\$400
MMRB60	12"	60"	14"	56	6	\$574
MMRB66	12"	66"	14"	61	7	\$650
MMRB72	12"	72"	14"	65	7	\$725



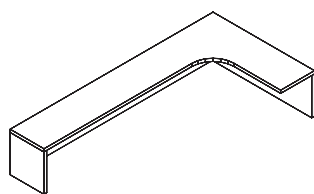
Riser Return, Right (No approach overhang)

Model#	Depth	Width	Height	Weight	Cube	Price
MMRBR36R	12"	36"	14"	32	1	\$356
MMRBR42R	12"	42"	14"	37	2	\$371
MMRBR48R	12"	48"	14"	42	5	\$400
MMRBR54R	12"	54"	14"	47	6	\$485
MMRBR60R	12"	60"	14"	51	6	\$574
MMRBR66R	12"	66"	14"	56	7	\$650
MMRBR72R	12"	72"	14"	60	7	\$725



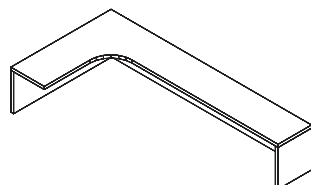
Riser Return, Left (No approach overhang)

Model#	Depth	Width	Height	Weight	Cube	Price
MMRBR36L	12"	36"	14"	32	1	\$356
MMRBR42L	12"	42"	14"	37	2	\$371
MMRBR48L	12"	48"	14"	42	5	\$400
MMRBR54L	12"	54"	14"	47	6	\$485
MMRBR60L	12"	60"	14"	51	6	\$574
MMRBR66L	12"	66"	14"	56	7	\$650
MMRBR72L	12"	72"	14"	60	7	\$725



Riser "L" Shape, Right Return (12" deep, one-piece counter top)

Model#	Depth	Width	Height	Weight	Cube	Price
MMRBL3072R	30"	72"	14"	88	18	\$ 931
MMRBL3672R	36"	72"	14"	92	21	\$1,060



Riser "L" Shape, Left Return (12" deep, one-piece counter top)

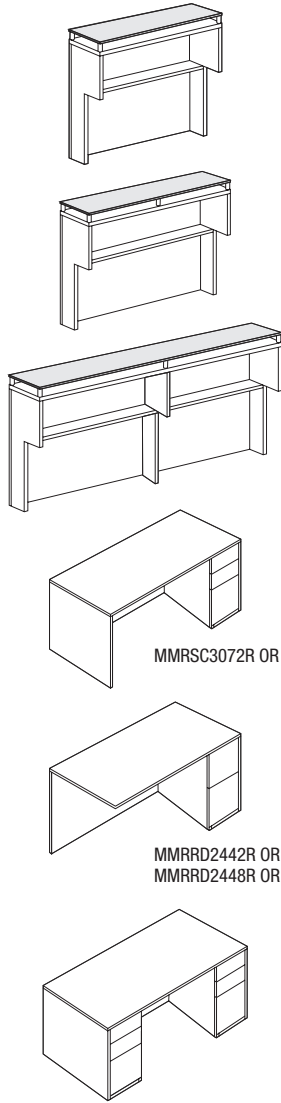
Model#	Depth	Width	Height	Weight	Cube	Price
MMRBL3072L	30"	72"	14"	88	18	\$ 931
MMRBL3672L	36"	72"	14"	92	21	\$1,060

Notes on standard woodgrain directions:

- The front on the bridge or return unit will display the woodgrain running horizontally for 66" or larger
- On other vertical surfaces, the woodgrain runs vertically
- Worksurface woodgrain on bridge for desk runs left-to-right
- The return countertop grain direction coordinates with the desk surface, running from user's side-to-approach side except on 66" to 72" returns

maverick series

Risers, Desks and Returns



MMRSC3072R OR L

MMRRD2442R OR L
MMRRD2448R OR L

Riser (Clear glass counter top, 4 aluminum spacers)

Model#	Depth	Width	Height	Weight	Cube	Price
MMRB3632G	12"	36"	32"	89	16	\$1,484

Riser (Clear glass counter top, 6 aluminum spacers)

Model#	Depth	Width	Height	Weight	Cube	Price
MMRB4832G	12"	48"	32"	89	17	\$1,694

Riser (Clear glass counter top, center leg support, 6 aluminum spacers)

Model#	Depth	Width	Height	Weight	Cube	Price
MMRB6032G	12"	60"	32"	92	20	\$2,117
MMRB7232G	12"	72"	32"	124	24	\$2,528

Single Pedestal Desk Flush Full Modesty Panel, Box/Box/File (Specify left or right)

Model#	Depth	Width	Height	Weight	Cube	Price
MMRSC3060R	30"	60"	29"	224	32	\$1,477
MMRSC3060L	30"	60"	29"	224	32	\$1,477
MMRSC3072R	30"	72"	29"	267	45	\$1,596
MMRSC3072L	30"	72"	29"	267	45	\$1,596

Return Full Modesty Panel, File/File (Specify left or right)

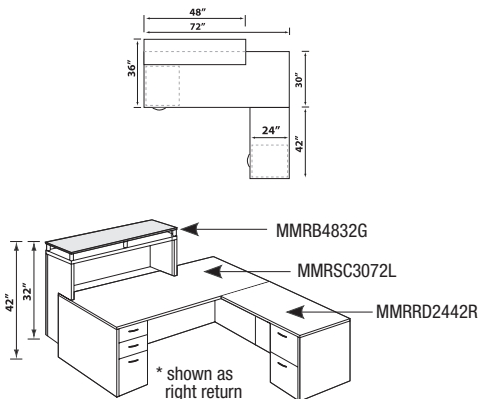
Model#	Depth	Width	Height	Weight	Cube	Price
MMRRD2442R	24"	42"	29"	107	18	\$1,399
MMRRD2442L	24"	42"	29"	107	18	\$1,399
MMRRD2448R	24"	48"	29"	114	20	\$1,429
MMRRD2448L	24"	48"	29"	114	20	\$1,429

Double Pedestal Desk, Flush Full Modesty Panel, Left and Right Box/Box/File

Model#	Depth	Width	Height	Weight	Cube	Price
MMRDC3072	30"	72"	29"	314	38	\$2,039
MMRDC3672	36"	72"	29"	337	45	\$2,054

Notes for risers, desks and returns:

- Desks & Returns are designed (pin & cam) to accept risers. Risers add 6" to overall depth
- Can be placed on desks of same width or longer width as desired
- For longer width desks: Must specify riser placement left or right side of desk
- Flush modesty panel on desk. Pedestals on desks and returns are full to floor
- **REQUIRES 4-WEEK LEAD TIME**
- For handles & pedestal locks add MMUHL3...\$88 each ped. MMUHL2...\$68 each ped, see page 52

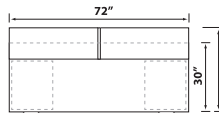


MMRB4832G

MMRSC3072L

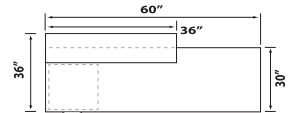
MMRRD2442R

* shown as right return



MMRB7232G

MMRDC3072



MMRB3632G

MMRSC3060L

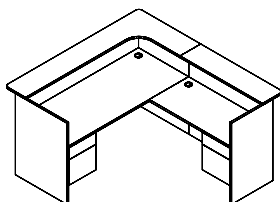
NOTE: Risers are designed for the style of desks and returns on this page

See available accessories and upgrades, pp. 53-56.

maverick series

Reception Units - L-Shapes (Desk and Return with Transaction Counters)

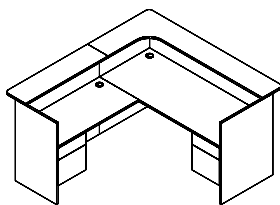
NOTE: Before ordering, ensure that the building and room access, including elevators, will accommodate furniture of this size. Use of pin-and-cam construction does facilitate some reassembly. Upgrade to full pedestals, See page 52. For handles and pedestal lock packages, see page 52.



Reception "L" Unit, Solid One-Piece Front, Right Return 24" x 48" (2 Grommets)

Model#	Depth	Width	Height	Weight	Cube	Price
MMRCAL3060R*	72"	66"	42"	400	92	\$3,036
MMRCAL3072R	84"	78"	42"	435	104	\$3,256
MMRCAL3672R	90"	78"	42"	439	115	\$3,382
MMRCAL3684R	90"	90"	42"	522	127	\$3,674

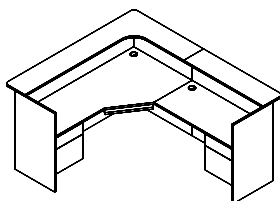
Counter top is 12" deep. Counter top approach overhang is 6". Worksurface black grommets standard. Fan top on approach side of desk counter may be specified at no upcharge, insert F before C (e.g. MMRFCAL3060R) Transaction counter to desktop clearance is 11 3/4". Upgrade grommet cover to silver, N/C.
*MMRCAL3060R comes with a 20"x 36" right return.



Reception "L" Unit, Solid One-Piece Front, Left Return 24" x 48" (2 Grommets)

Model#	Depth	Width	Height	Weight	Cube	Price
MMRCAL3060L*	72"	66"	42"	400	92	\$3,036
MMRCAL3072L	84"	78"	42"	435	104	\$3,256
MMRCAL3672L	90"	78"	42"	439	115	\$3,382
MMRCAL3684L	90"	90"	42"	522	127	\$3,674

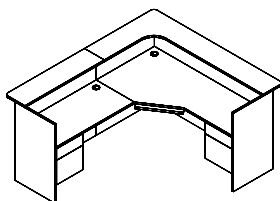
Counter top is 12" deep. Counter top approach overhang is 6". Worksurface black grommets standard. Fan top on approach side of desk counter may be specified at no upcharge, insert F before C (e.g. MMRFCAL3060L) Transaction counter to desktop clearance is 11 3/4". Upgrade grommet cover to silver, N/C.
*MMRCAL3060L comes with a 20"x 36" left return.



Computer Reception "L" Unit, Solid One-Piece Front, Right Return 24" x 48" (2 Grommets)

Model#	Depth	Width	Height	Weight	Cube	Price
MMRCDL3672R	90"	78"	42"	435	88	\$3,382

Counter top is 12" deep. Counter top approach overhang is 6". Worksurface black grommets and keyboard tray standard. Fan top to approach side of desk counter may be specified at no upcharge, insert F before C (e.g. MMRFCDL3672R) Transaction counter to desktop clearance is 11 3/4". Upgrade grommet cover to silver, N/C.



Computer Reception "L" Unit, Solid One-Piece Front, Left Return 24" x 48" (2 Grommets)

Model#	Depth	Width	Height	Weight	Cube	Price
MMRCDL3672L	90"	78"	42"	435	88	\$3,382

Counter top is 12" deep. Counter top approach overhang is 6". Worksurface black grommets and keyboard tray standard. Fan top to approach side of desk counter may be specified at no upcharge, insert F before C (e.g. MMRFCDL3672L) Transaction counter to desktop clearance is 11 3/4". Upgrade grommet cover to silver, N/C.

Notes on standard woodgrain directions:

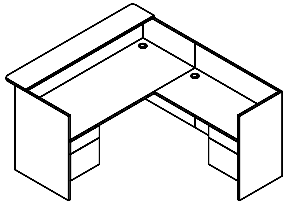
- The one-piece vertical front on the desk of the unit will display the woodgrain running horizontally (except 60")
- On other vertical surfaces, the woodgrain runs vertically
- Worksurface woodgrain on desk runs left-to-right
- The return worksurface grain direction coordinates with the desk surface, running from user's side to the approach side
- Transaction counter woodgrain runs the same direction as the worksurface woodgrain

See available accessories and upgrades, pp. 53-56.

maverick series

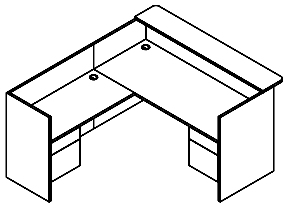
Reception Units - L-Shapes and Reception Desks (Desk-Only Transaction Counter)

NOTE: Before ordering, ensure that the building and room access, including elevators, will accommodate furniture of this size. Use of pin-and-cam construction does facilitate some reassembly. Upgrade to full pedestals, See below. For handles and pedestal lock packages, see page 52.



Reception "L" Unit, Solid One-Piece Front, Right Return 24" x 48"
(Desk counter only) 2 Grommet

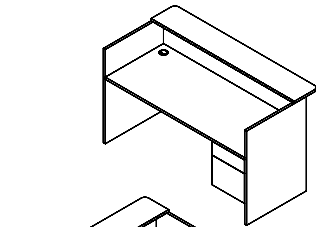
Model#	Depth	Width	Height	Weight	Cube	Price
MMRCAX3060R*	72"	60"	42"	390	92	\$2,843
MMRCAX3072R	84"	72"	42"	425	92	\$3,014
MMRCAX3672R	90"	72"	42"	430	92	\$3,337



Reception "L" Unit, Solid One-Piece Front, Left Return 24" x 48"
(Desk counter only) 2 Grommet

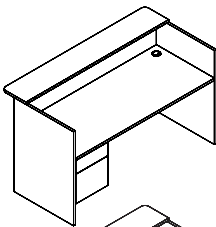
Model#	Depth	Width	Height	Weight	Cube	Price
MMRCAX3060L*	72"	60"	42"	390	92	\$2,843
MMRCAX3072L	84"	72"	42"	425	92	\$3,014
MMRCAX3672L	90"	72"	42"	430	92	\$3,337

Counter top is 12" deep. Counter top approach overhang is 6". Worksurface black grommets standard. Fan top on approach side of desk counter may be specified at no upcharge, insert F before C (e.g. MMRFCAX3060R) Transaction counter to desktop clearance is 11 3/4". *MMRCAX3060 comes with a 20"x 36" return. Upgrade grommet cover to silver, N/C.



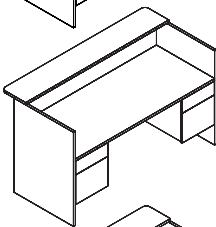
Reception Single Pedestal Desk, BF Right (Desk counter only) Left Grommet

Model#	Depth	Width	Height	Weight	Cube	Price
MMRCAS3060R	36"	60"	42"	232	53	\$1,870
MMRCAS3072R	36"	72"	42"	250	63	\$1,957



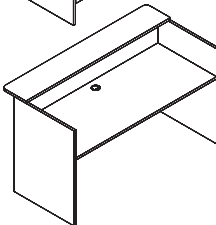
Reception Single Pedestal Desk, BF Left (Desk counter only) Right Grommet

Model#	Depth	Width	Height	Weight	Cube	Price
MMRCAS3060L	36"	60"	42"	232	53	\$1,870
MMRCAS3072L	36"	72"	42"	250	63	\$1,957



Reception Double Pedestal Desk, Left & Right BF (Desk counter only) No Grommet

Model#	Depth	Width	Height	Weight	Cube	Price
MMRCAD3072	36"	72"	42"	250	63	\$2,270



Reception Desk Shell (Desk counter only) Center Grommet

Model#	Depth	Width	Height	Weight	Cube	Price
MMRCAN3060	36"	60"	42"	186	53	\$1,525
MMRCAN3072	36"	72"	42"	210	63	\$1,610

Counter top is 12" deep. Counter top approach overhang is 6". Worksurface black grommets standard. Fan top on approach side of desk counter may be specified at no upcharge, insert F before C (e.g. MMRFCAS3060R) Transaction counter to desktop clearance is 11 3/4". Upgrade grommet cover to silver, N/C.

Notes on standard woodgrain directions:

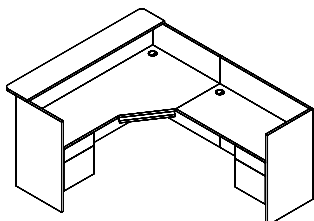
- The one-piece vertical front on the desk of the unit will display the woodgrain running horizontally (except 60")
- On other vertical surfaces, the woodgrain runs vertically
- Worksurface woodgrain on desk runs left-to-right
- The return worksurface grain direction coordinates with the desk surface, running from user's side to the approach side
- Transaction counter woodgrain runs the same direction as the worksurface woodgrain

See available accessories and upgrades, pp. 53-56.

maverick series

Reception Units - Computer L-Shapes Desks and Return (Desk-Only Transaction Counter)

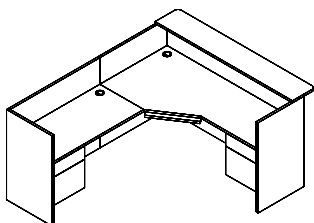
NOTE: Before ordering, ensure that the building and room access, including elevators, will accommodate furniture of this size. Use of pin-and-cam construction does facilitate some reassembly. Upgrade to full pedestals, See below. For handles and pedestal lock packages, see page 52.



Computer Reception "L" Unit, Solid One-Piece Front, Right Return 24" x 48"
(Desk counter only) 2 Grommet

Model#	Depth	Width	Height	Weight	Cube	Price
MMRCDX3672R	90"	72"	42"	425	88	\$3,014

Counter top is 12" deep. Counter top approach overhang is 6". Worksurface black grommets and keyboard tray standard. Fan top on approach side of desk counter may be specified at no upcharge, insert F before C (e.g. MMRFCDX3672R) Desk counter only.
Transaction counter-to-desktop clearance is 11 3/4". Upgrade grommet cover to silver, N/C.

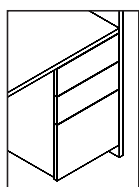


Computer Reception "L" Unit, Solid One-Piece Front, Left Return 24" x 48"
(Desk counter only) 2 Grommet

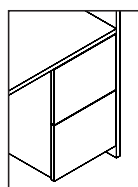
Model#	Depth	Width	Height	Weight	Cube	Price
MMRCDX3672L	90"	72"	42"	425	88	\$3,014

Counter top is 12" deep. Counter top approach overhang is 6". Worksurface black grommets and keyboard tray standard. Fan top on approach side of desk counter may be specified at no upcharge, insert F before C (e.g. MMRFCDX3672L) Desk counter only.
Transaction counter-to-desktop clearance is 11 3/4". Upgrade grommet cover to silver, N/C.

Reception Units Pedestal Upgrade



MMUPEDC



MMUPEDD

Upgrade to Full Pedestals (Pedestal upgrade for receptions only)

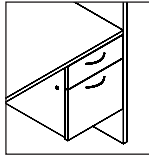
Model#	Depth	Width	Height	Weight	Cube	Price
MMUPEDC	19"	15 3/4"	25 3/16"	75	6	\$244 ea.
	(Upgrade from BF to BBF)					
MMUPEDD	19"	15 3/4"	25 3/16"	75	6	\$215 ea.
	(Upgrade from BF to FF)					

Notes on standard woodgrain directions:

- The one-piece vertical front on the desk of the unit will display the woodgrain running horizontally (except 60")
- On other vertical surfaces, the woodgrain runs vertically
- Worksurface woodgrain on desk runs left-to-right
- The return worksurface grain direction coordinates with the desk surface, running from user's side to the approach side
- Transaction counter woodgrain runs the same direction as the worksurface woodgrain

maverick series

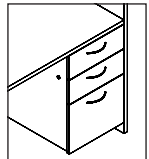
Upgrades and Accessories for Reception Units



Package Upgrade (Includes 2 handles and 1 lock) for Box/File or File/File Pedestals

Model#	Price
MM UHL2	\$68

Specify package handle option H3B-H10 & H14. See below.



Package Upgrade (Includes 3 handles and 1 lock) for Box/Box/File Pedestal

Model#	Price
MM UHL3	\$88

Specify package handle option H3B-H10 & H14. See below.

NOTE: Lock numbers are randomly assigned, key alike must be specify. No charge.

HANDLE OPTIONS FOR PACKAGES UHL2, UHL3



Crescent Black
(MM H3B)



Crescent Silver
(MM H3S)



Elliptical Black
(MM H5B)



Elliptical Silver
(MM H5S)



Crescent Textured Nickel
(MM H6)



Flared Nickel
(MM H7)



Bow Handle
(MM H8)



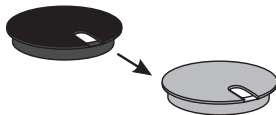
Curved Handle
(MM H9)



Bar Square Handle
(MM H10)



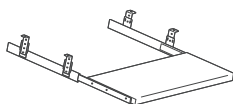
Bar Handle
(MM H14)



Upgrade Grommet Color from Standard Black to Silver

Model#	Color	Depth	Width	Surface Hole Diameter	Price
MM UGR234S	Silver Plastic	3"	3"	2 3/4"	N/C

For receptions.



Keyboard Tray, Rollout (Specify laminate color)

Model#	Depth	Width	Height	Weight	Cube	Price
MM KB	16"	21"	3"	10	.5	\$135

Optional.

maverick series

Accessories

H3B handle is standard only on Maverick Series storage units and lateral files, option to upgrade handles: H3S no charge. H5 - H10 and H14 add \$14 each.



Crescent Handle, Metal - Black or Silver Finish

Model#	Hole Center	Width	Color	Price
☞ MM H3B	5"	5 3/4"	Black	\$28/ea.
☞ MM H3S	5"	5 3/4"	Silver	\$28/ea.

Elliptical Handle, Metal - Black or Silver Finish

Model#	Hole Center	Width	Color	Price
☞ MM H5B	5"	6 3/4"	Black	\$28/ea.
☞ MM H5S	5"	6 3/4"	Silver	\$28/ea.

Crescent Textured Nickel Handle, Metal - Silver Finish

Model#	Hole Center	Width	Price
☞ MM H6	5"	6 1/4"	\$28/ea.

Flared Nickel Handle, Metal - Silver Finish

Model#	Hole Center	Width	Price
☞ MM H7	5"	6 1/4"	\$28/ea.

Bow Handle, Silver Finish

Model#	Hole Center	Width	Price
☞ MM H8	5"	6 1/8"	\$28/ea.

Curved Handle, Silver Finish

Model#	Hole Center	Width	Price
☞ MM H9	5"	6 1/2"	\$28/ea.

Bar Square Handle, Silver Finish

Model#	Hole Center	Width	Price
☞ MM H10	5"	5 3/8"	\$28/ea.
MM H11	11"	11 3/8"	\$61/ea.

MM H11 handles are not available for package choices, full upgrade charges apply.

Bar Handle, Silver Finish

Model#	Hole Center	Width	Price
☞ MM H14	11"	14"	\$28/ea.
MM H30*	27"	30"	\$61/ea.

MM H30* handles DO NOT fit on pedestal drawers or hutch doors. Full upgrade charges apply for MM H30.

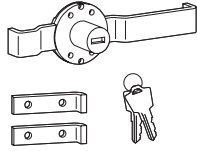
Curved Edge Apex Handle, Brushed Aluminum Finish

Model#	Hole Center	Width	Price
APH1	1 5/8"	7 7/8"	\$55/ea.

Not available for package choice. Extends ☞ lead time. Full upgrade charges apply.
When ordering APH1 handles for personal lateral files (1) lock is standard, locks file and lateral file drawer.

maverick series

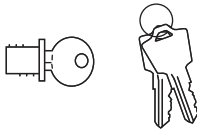
Accessories and Upgrades



Pedestal Lock (Mounted on side of pedestal)

Model#	Description	Price
MM PL	Side pedestal lock	\$78

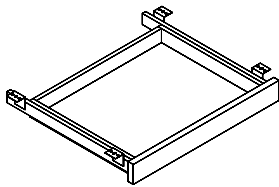
For **freestanding pedestals**, specify left or right side pedestal lock installation. Lock numbers are randomly assigned, key alike must be specify. No charge.



Face Lock

Model#	Description	Price
MM FL	Face lock for TFM doors or center drawers	\$78
MM FFL	Full face lock for pedestals	\$156

MMFL: 1 per set of 2 doors. Hutch with 4 doors requires 2 locks.
MMFLL: For B/F, F/F & BBF Pedestals.
Lock numbers are randomly assigned, key alike must be specify. No charge.



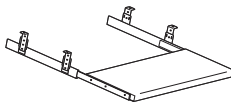
Center Drawer (9-ply birch wood drawer interior, specify front laminate color)

Model#	Depth	Width	Height	Weight	Cube	Price
MM CD	16"	21"	2 1/2"	12	.5	\$148



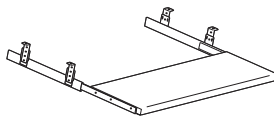
Box Drawer Convenience Tray, Black (Insets to box drawer)

Model#	Depth	Width	Height	Weight	Cube	Price
MM BPT	5 1/2"	12"	1"	1	.5	\$28



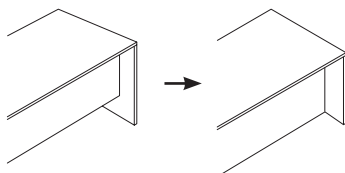
Keyboard Tray, Rollout (Specify laminate color)

Model#	Depth	Width	Height	Weight	Cube	Price
MM KB	16"	21"	3"	10	.5	\$135



Oversize Keyboard Tray, Rollout (Specify laminate color)

Model#	Depth	Width	Height	Weight	Cube	Price
MM KBLG	16"	28"	3"	12	.5	\$199



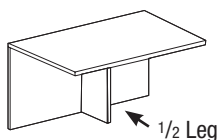
Full Modesty Panel Upgrade (From 3/4" modesty panel)

Model#	Depth	Width	Height	Weight	Cube	Price
MM FMP	3/4"	varies	28"	varies	varies	\$64

Option to upgrade from 3/4" modesty panel to full modesty panel.

maverick series

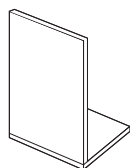
Accessories and Upgrades



Half-Leg Support with Leveler (Add to long pieces for support)

Model#	Depth	Width	Height	Weight	Cube	Price
MM SPT	12"	1"	28"	11	3	\$113

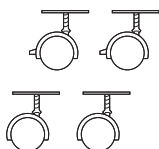
Support leg can also be used to create freestanding returns. Specify location left or right 1/2 leg.



CPU Section, CPU1 for 3/4 Height Ped, CPU2 for Full Height Ped

Model#	Depth	Width	Height	Weight	Cube	Price
MM CPU1	16"	10"	18 3/4"	15	2	\$113
MM CPU2	16"	10"	27 5/8"	18	3	\$142

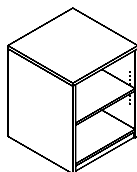
Specify left or right mount. Add to desk, return or credenza.



Casters, Set of Four (Two locking, two non-locking. For stands & HDC only)

Model#	Height	Price
MM CAS	2 1/2"	\$99

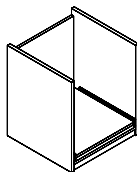
Height increases by 2 1/2" H.



Printer Stand (Adjustable shelf, two back openings)

Model#	Depth	Width	Height	Weight	Cube	Price
MM PS2424	24"	24"	29"	65	10	\$579

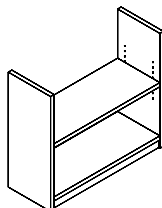
For casters, add MMCAS \$99. Increases Height by 2 1/2" H.



Printer Shelf with Roll-Out Shelf (Add to desk, return or credenza, each)

Model#	Depth	Width	Height	Weight	Cube	Price
MM PSS	22"	24"	28"	53	10	\$375

Rollout shelf is installed 1" clear from bottom.



Bookcase Section (One adjustable shelf. Add to bridge or return shelf)

Model#	Depth	Width	Height	Weight	Cube	Price
MM BCS	12"	32"	28"	varies	varies	\$261

No back panel.

maverick series

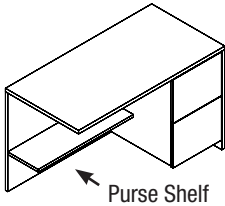
Accessories and Upgrades



Additional Adjustable Shelf for Bookcases (1"-thick standard, with shelf pins)

Model#	Depth	Width	Height	Weight	Cube	Price
MM SH1	11 1/16"	33 3/4"	1"	13	.5	\$113

Fits standard bookcases. Includes 4-pins per shelf.



Purse Shelf (Add to desk, return or credenza)

Model#	Depth	Width	Height	Weight	Cube	Price
MM PS	10"	varies	3/4"	varies	varies	\$113

Installed 17"H below top.

Cut Charges

Standard Cuts and Reprogramming Charges (Extends lead time)

Model#	Maverick Series Only	Price
MM CUT1	Height or Width or Depth, 90° Cut on 90° Pieces	\$ 99
MM CUT2	Two Dimensions, 90° Cuts on 90° Pieces	\$155
MM CUT3	Programming Charge	\$155

For Maverick Series items cut charges only.

High Pressure Laminate

HPL Tops, with Standard Color 2MM Edge Band (Maverick standard colors only. Extends lead time)

Model#	Standard Maverick Colors	Price
MM HPLM	Matte High Pressure Laminate Top Only, 2MM Edge Band	15%
MM HPLG	Gloss High Pressure Laminate Top Only, 2MM Edge Band	25%

For custom HPL color laminates, please submit quote.
Maverick does not guarantee delamination from sun exposure.

Carton

Cartoning Charges (Extends lead time)

Model#	Price	
MM CAR4	Pallet Cartoning (Corner & edge protectors w/bubble/shrink wrap, place in carton, strap to pallet)	25%

maverick complete



Maverick Complete, our most popular and complete series with the ability to mix and match any of our standard colors, provides modern day durability for any office space.

Features

Maverick Complete Series is standard with full modesty panel, full pedestals to floor, locking, handles. Hutch with fascia, grommets on credenzas, bridges and returns.

Edge Profile



Side View



Product Specifications

Colors

- All 20 standard colors are available on tops and chassis

Top / Worksurfaces

- 1" TFM (Thermally Fused Melamine) on industrial quality (45 lb.) particleboard
- 2 mm thermally-fused PVC edge banding
- Conference table tops present a 1¾" built-up edge
- Metal-to-metal connection fittings are installed for bridges and returns
- Woodgrain direction on tops of bridges and returns runs from user side to approach side to coordinate with main unit tops

Chassis Construction

- TFM chassis fastened by screws, steel brackets, and/or concealed fasteners
- 1"-thick end panels on desks, returns, credenzas, and bookcases. ¾" thick end panels on hutches
- Full-height modesty panel is standard on all desks, credenzas, bridges & returns; 12" modesty may be specified at no upcharge on bridges and returns. Full pedestal to floor is standard.
- Bullet desks are standard with full modesty panel and have 4" black metal posts
- Conference tables, see conference section for Maverick series (MM)
- Unless otherwise specified, conference and round table bases are the same color as the top. Contrasting colors may be specified at no charge
- The modesty inset on the approach side for 30"-deep tops is 6"; for 36"-deep tops, inset is 12"
- The modesty panel is flush to the approach edge on 20"-and 24"-deep tops
- Visible edges are edged with 2 mm thermally-fused PVC edge banding
- Adjustable leveling glides are provided on all units that are designed to be set on the floor
- Hutches for Maverick Complete are designed to fit Maverick Complete ONLY.
- Product heights are coordinated to facilitate matching, e.g., credenza plus hutch is 65" high. Optional 72" height is available, see page 97 for height upgrade
- Standard woodgrain direction on the modesty of pieces 60" wide or less is vertical. On pieces wider than 60", the grain direction is horizontal
- Lateral file and vertical file chassis are all ¾" material

Drawer Interiors

- 9-ply Birch wood drawers

Drawer Suspension, Construction and Doors

- Box drawers have full-extension, progressive-action slides with precision steel ball bearings
- Heavy-duty file rods in file drawers
- Handles and locks are standard on all pedestals, lateral files, face lock on freestanding pedestals and storage cabinets
- All units have MMH3B handles standard
- Overlay drawer front and doors are standard on all separate storage units and separate file units. Other furniture with storage and lateral file elements are inset to the end panels of chassis and overlay at the kneespace
- All file and lateral drawers file legal-size from side-to-side
- Each desk only is provided with one box drawer convenience tray. See page 106 for optional additional trays for other units
- File drawer construction accommodates hanging files not stacked material on drawer bottom
- Hutch doors overlay sides before inset to top with 19" clearance below

Cord Management

- Centered grommets in the worksurface and modesty are standard on bridges, credenzas and returns; ¾" clearance at bottom of hutch backs
- Optional grommets on page 98

Locks

- Locks are standard on all pedestals, lateral files, freestanding pedestals and tower storage
- Black or silver, removable cores are standard for all locks
- Pedestal key numbers are randomly assigned to all locking pedestals, except that double pedestal units will be keyed alike
- Master keys and keyed-alike combinations are available

Note: Dimensions assigned in this price list are nominal. If exact measurements are required, the requirement must be specified in the order and specifically acknowledged by Maverick. Maverick reserves the right to change construction details and standards without notification, if necessary.

How to Order Maverick Complete

WORKSURFACE UNITS: DESK, CREDENZAS AND RETURNS

1. Product number: **MC S 36 72 L**
-
- Handle Option
 Width
 Depth
 Product Type: Single Pedestal Desk (See page 66)
 Series Name: Maverick Complete

2. Specify Worksurface Finish. See back cover.
3. Specify Drawer or Door Front Finish (matching color edge is standard). For two colors add \$99 list.
4. Specify Chassis Finish. Matching color edge banding is standard.
5. Specify Handle Options. H3B is standard if none specified.
6. Black grommets are standard where shown.
7. Specify Other Accessories or Upgrades. See pages 105-108.

STANDARD HANDLE OPTIONS

H3B is standard unless otherwise specified.



Crescent Black
(MM H3B)



Crescent Silver
(MM H3S)



Elliptical Black
(MM H5B)



Elliptical Silver
(MM H5S)



Crescent Textured Nickel
(MM H6)



Flared Nickel
(MM H7)



Bow Handle
(MM H8)



Curved Handle
(MM H9)



Bar Square Handle
(MM H10)

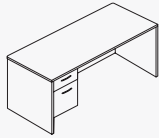


Bar Handle
(MM H14)

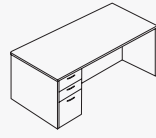
IMPORTANT NOTE: Handles and locks are standard on All pedestals, lateral files, free standing pedestals and cabinets where specified.

maverick complete

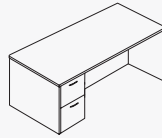
FEATURES



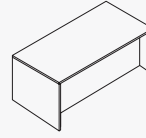
3/4 Pedestal
box/file (S)



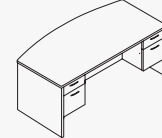
Full Pedestal
box/box/file (C)



Full Pedestal
file/file (D)



Full Modesty
(FMP)



Fan Top
(F)

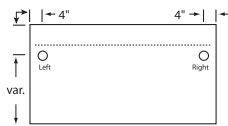
GROMMETS



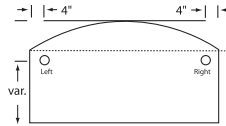
GROMMET

Black grommet standard where shown.
Upgrade to silver color, N/C.

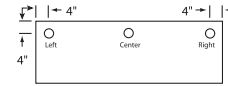
NOTE: While sitting at unit, grommet locations named from left to right. For grommet location on tops and/or modesty panel specify left, center or right. **No grommets over pedestals.**



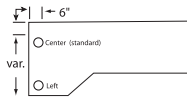
Desks



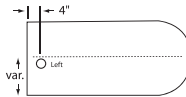
Desks



Credenza, Return, Bridges*



CompuCredenza*



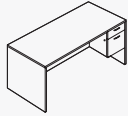
Bullets*

***NOTE: CENTER GROMMET ARE STANDARD WHERE SHOWN**

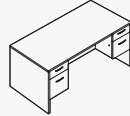
maverick complete

Statement of Line

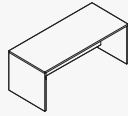
DESK



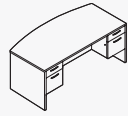
Desk - single pedestal
(S)



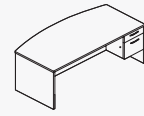
Desk - double pedestal
(D)



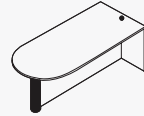
Desk - shell
(N)



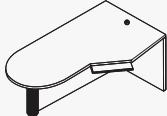
Desk Fan Top - dbl. ped.
(FD)



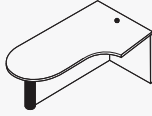
Desk Fan Top - sgl. ped.
(FS)



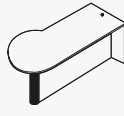
Bullet Desk - standard
(BD)



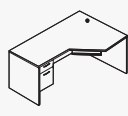
Bullet Computer Desk
(BDC)



Bullet Computer Desk Curved
(BDCQ)



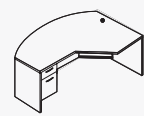
Desk - P-shape
(PBD)



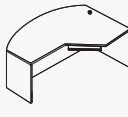
Comp. Desk - sgl. ped.
(CD72 9)



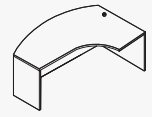
Fan Top Comp. Desk Curved - sgl. ped.
(FCDQ72 9)



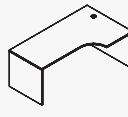
Fan Top Comp. Desk - sgl. ped.
(FCD72 9)



Fan Top Comp. Desk - shell
(FCDN72 9)

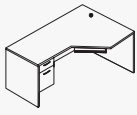


Fan Top Comp. Desk Curved - shell
(FCDNQ72 9)

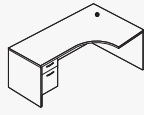


Curve Comp. Desk Shell
(CDNQ72 9)

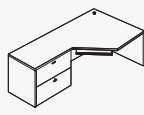
CREDENZAS



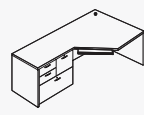
CompuCorner - sgl. ped.
(CD)



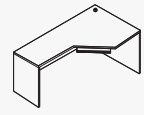
CompuCorner Curved - sgl. ped.
(CDQ)



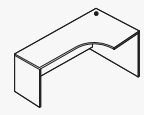
CompuCorner - 31" lateral
(CDLF)



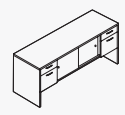
CompuCorner - 31" pers. lat. file
(CDPLF)



CompuCorner - shell
(CDN)



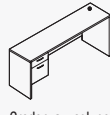
CompuCorner - curved shell
(CDNQ)



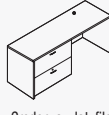
Credenza - dbl. ped. & storage
(C___2)



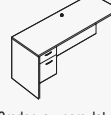
Credenza - dbl. ped. (kneespace)
(C___3)



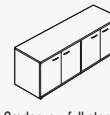
Credenza - sgl. ped.
(C___4)



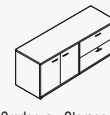
Credenza - lat. file
(C___5)



Credenza - pers. lat. file
(C___6)

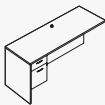


Credenza - full storage
(C___1FP)

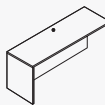


Credenza - Storage File
(C___9FP)

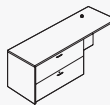
RETURNS



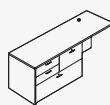
Return - 3/4 ped.
(RA)



Return - shell
(RN)

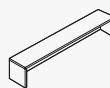


Return - lat. file
(RLF)

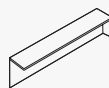


Return - Pers. Lat. File
(RPLF)

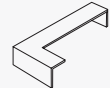
RECEPTION



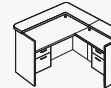
Bridge - reception
(RB)



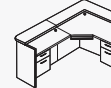
Bridge - reception return
(RBR)



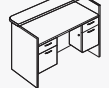
Bridge - reception L
(RBL)



Reception - "L"
(RCAL)



Reception - computer
(RCDL)



Reception - front
(RCAD)

maverick complete

Statement of Line

BRIDGE



Bridge
(BR)

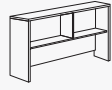
HUTCHES



Hutch - with doors
(H_WD)



Hutch - 2 door
(H_W2D)



Hutch - no doors
(H_ND)



Hutch - bookcase
(H_BCH)

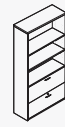
BOOKCASES



Bookcase
(BC)



Bookcase - storage
(BCD)



Bookcase - lateral
(BCLF)

FILING



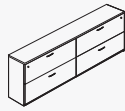
Lateral File
(LF2)



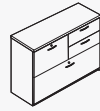
Lateral File - 3-dwr
(LF3)



Lateral File - 4-dwr
(LF4)



Lateral File - double
(LF_2+2)



Lateral File - personal
(PLF)

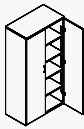


Vertical File
(VF)

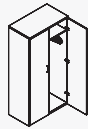
STORAGE



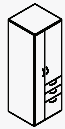
Cabinet - single
(STS)



Cabinet - double
(ST)



Cabinet - wardrobe
(WC)



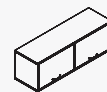
Personal Storage Unit
(WCP)



Cabinet - utility
(HDC)



Cabinet - Wall Mount
(CFOHD)



Cabinet - Wall Mount
(CFOHB)

STANDS



Printer Stand
(PS)

PEDESTALS



Mobile - box/box/file
(PEDCX)



Mobile - file/file
(PEDDX)



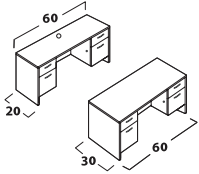
Mobile - Pencil/Box/file
(PEDEX)



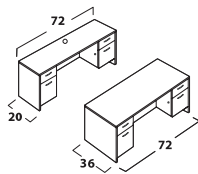
Mobile - Box/file
(PEDEX)

maverick complete

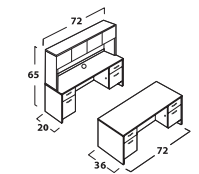
Configurations - Are available for  and 



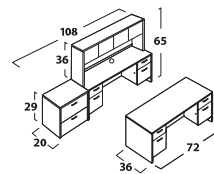
MC1	
1 MCD3060	\$1,209
1 MCC2060 3	\$1,272
\$2,481	



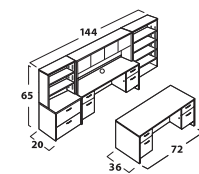
MC2	
1 MCD3672	\$1,463
1 MCC2072 3	\$1,506
\$2,969	



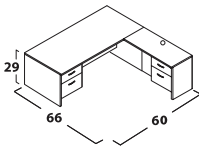
MC3	
1 MCD3672	\$1,463
1 MCC2072 3	\$1,506
1 MCH72WD	\$1,364
\$4,333	



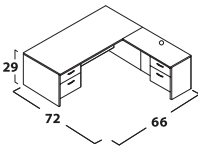
MC4	
1 MCD3672	\$1,463
1 MCC2072 3	\$1,506
1 MCH72WD	\$1,364
1 MCLF202	\$1,088
\$5,421	



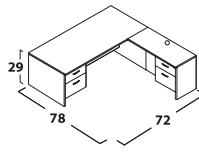
MC5	
1 MCD3672	\$1,463
1 MCC2072 3	\$1,506
1 MCH72WD	\$1,364
1 MCLF202	\$1,088
1 MCBCH	\$450
1 MCBC3665	\$734
\$6,605	



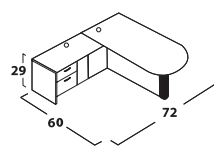
MC6R	
1 MCS3060L	\$982
1 MCRA2036R	\$921
\$1,903	



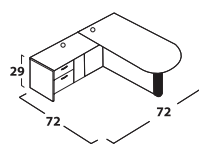
MC7R	
1 MCS3066L	\$1,084
1 MCRA2442R	\$1,050
\$2,134	



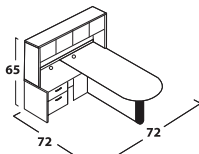
MC8R	
1 MCS3672L	\$1,153
1 MCRA2442R	\$1,050
\$2,203	



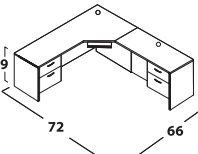
MC9L	
1 MCB3060	\$929
1 MCRA2042L	\$936
\$1,865	



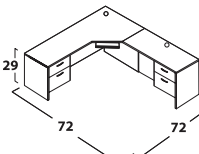
MC10L	
1 MCB3672	\$1,108
1 MCRA2436L	\$1,021
\$2,129	



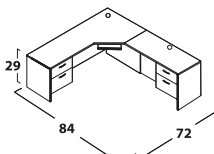
MC11L	
1 MCB3672	\$1,108
1 MCRA2436L	\$1,021
1 MCH72WD	\$1,364
\$3,493	



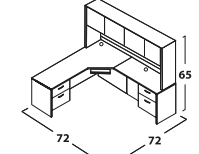
MC13R	
1 MCCD66 4L	\$1,236
1 MCRA2436R	\$1,021
\$2,257	



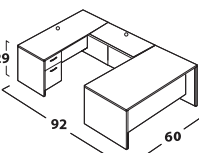
MC14R	
1 MCCD72 4L	\$1,184
1 MCRA2436R	\$1,021
\$2,205	



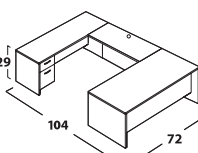
MC15R	
1 MCCD72 4L	\$1,184
1 MCRA2448R	\$1,063
\$2,247	



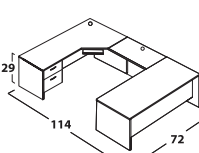
MC16R	
1 MCCD72 4L	\$1,184
1 MCRA2436R	\$1,021
1 MCH72WD	\$1,364
\$3,569	



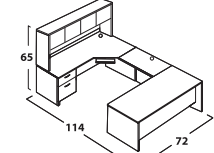
MC17L	
1 MCS3060R	\$982
1 MCBR2042	\$424
1 MCC2060 4L	\$1,050
\$2,456	



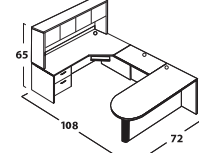
MC18L	
1 MCS3672R	\$1,153
1 MCBR2448	\$559
1 MCC2072 4L	\$1,169
\$2,881	



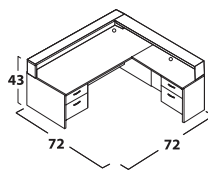
MC19L	
1 MCS3672R	\$1,153
1 MCBR2442	\$514
1 MCCD72 4L	\$1,184
\$2,851	



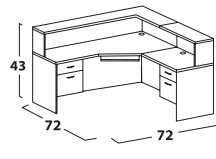
MC20L	
1 MCS3672R	\$1,153
1 MCBR2442	\$514
1 MCCD72 4L	\$1,184
1 MCH72WD	\$1,364
\$4,215	



MC22L	
1 MCB3072	\$1,048
1 MCBR2442	\$514
1 MCCD72 4L	\$1,184
1 MCH72WD	\$1,364
4,110	



MC23R	
1 MCS3072L	\$1,102
1 MCRA2442R	\$1,050
1 MMRB72	\$725
1 MMRBR60R	\$574
2 MM GR234B	\$98
\$3,549	

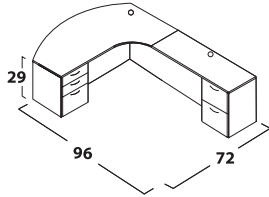



MC25R	
1 MCCD72 4L	\$1,184
1 MCRA2436R	\$1,021
1 MMRBL3672R	\$1,060
1 MMRBR36R	\$356
1 MM GR234B	\$49
\$3,670	

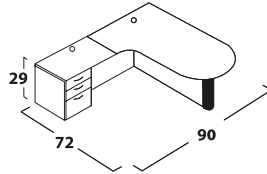
Use "R" or "L" to indicate the position of the return. Configurations are a small sample of total available. Configurations can be used with limited upgrade options for .


maverick complete

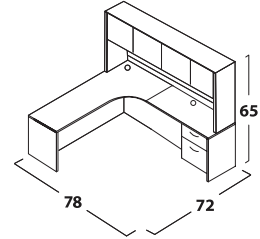
Curved Configurations - Are available for  and 




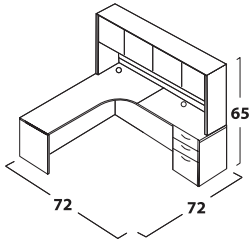
	MCQ1R	
1	MCFCQ72C 9L	\$2,097
1	MCRD2448R	\$1,385
		\$3,482




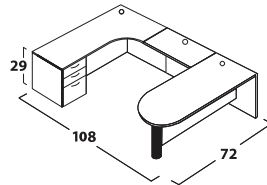
	MCQ2L	
1	MCBDCQ427230L	\$1,128
1	MCR2448L	\$1,450
		\$2,578




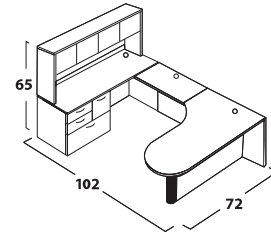
	MCQ3R	
1	MCCDNQ72 4R	\$1,018
1	MCRA2436R	\$1,021
1	MCH72WD	\$1,364
		\$3,403




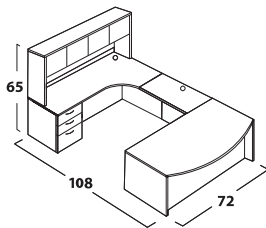
	MCQ4R	
1	MCCDNQ72 4R	\$1,018
1	MCR2436R	\$1,408
1	MCH72WD	\$1,364
		\$3,790




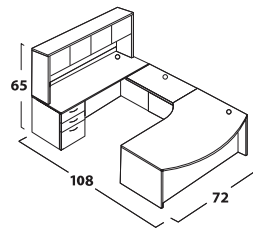
	MCQ5L	
1	MCBD3672	\$1,108
1	MCR2436	\$441
1	MCCDQ72C 4L	\$1,578
		\$3,127




	MCQ6L	
1	MCBDCQ427230L	\$1,128
1	MCR2436	\$441
1	MCC2472 6L	\$1,958
1	MCH72 WD	\$1,364
		\$4,891



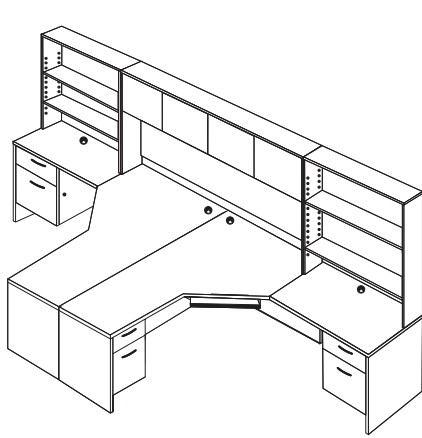
	MCQ7L	
1	MCFSC3672R	\$1,787
1	MCR2436	\$441
1	MCCDQ72C 4L	\$1,578
1	MCH72WD	\$1,364
		\$5,170




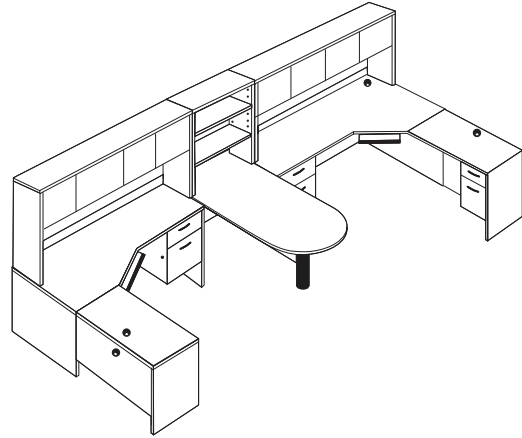
	MCQ8L	
1	MCFCQ72C 9R	\$2,097
1	MCR2436	\$441
1	MCC2472 4L	\$1,587
1	MCH72WD	\$1,364
		\$5,489


maverick complete

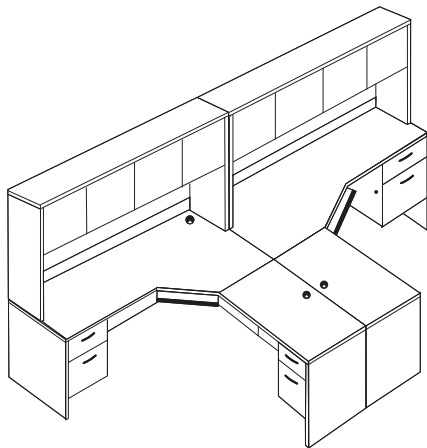
Teaming Set-up - Available for  and 




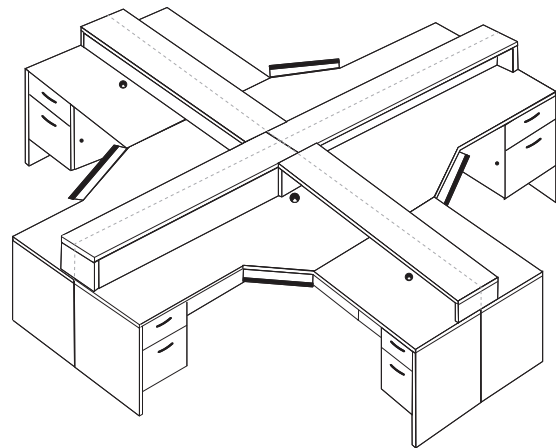
	
1	MCCD72 4R \$1,184
1	MCCD72 4L \$1,184
1	MCRA2436R \$1,021
1	MCRA2436L \$1,021
2	MCBCH \$900
1	MCH72 WD \$1,364
\$6,674	




	
1	MCCD72 4R \$1,184
1	MCCD72 4L \$1,184
1	MCRA2436R \$1,021
1	MCRA2436L \$1,021
1	MCBD3672 \$1,108
2	MCH72WD \$2,728
1	MCBCH \$450
\$8,696	



	
1	MCCD72 4R \$1,184
1	MCCD72 4L \$1,184
1	MCRA2436R \$1,021
1	MCRA2436L \$1,021
2	MCH72WD \$2,728
\$7,138	



	
2	MCCD72 4R \$2,368
2	MCCD72 4L \$2,368
2	MCRA2436R \$2,042
2	MCRA2436L \$2,042
2	MMRB66 \$1,300
2	MMRB72 \$1,450
\$11,570	

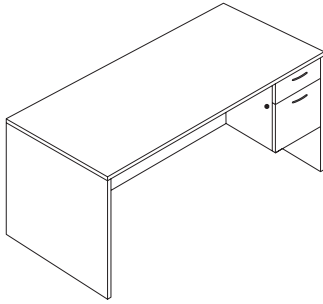
NOTE: Risers center back panel

For pricing on other Maverick Series teaming set-ups, contact your sales representative or Customer Service.

maverick complete

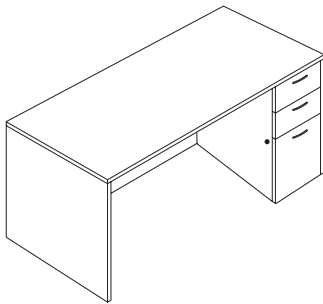
Desks

Single Pedestal Desk, Box/File Pedestal Right (Full modesty, H3B handles, lock)



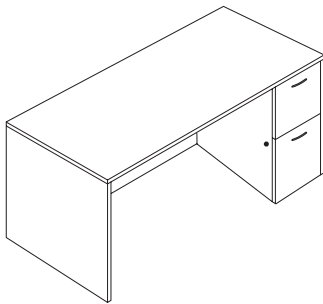
Model#	Depth	Width	Height	Weight	Cube	Price
☞ MCS2042R	20"	42"	29"	120	15	\$ 906
☞ MCS2060R	20"	60"	29"	150	20	\$ 966
☞ MCS2066R	20"	66"	29"	156	23	\$1,072
☞ MCS2072R	20"	72"	29"	163	24	\$1,084
☞ MCS2442R	24"	42"	29"	127	18	\$ 936
☞ MCS2448R	24"	48"	29"	130	20	\$ 953
☞ MCS3048R	30"	48"	29"	142	25	\$ 965
☞ MCS3060R	30"	60"	29"	190	32	\$ 982
☞ MCS3066R	30"	66"	29"	197	35	\$1,084
☞ MCS3072R	30"	72"	29"	210	38	\$1,102
☞ MCS3672R	36"	72"	29"	225	45	\$1,153

Single Pedestal Desk, Box/Box/File Pedestal Right (Full modesty, H3B handles, lock)



Model#	Depth	Width	Height	Weight	Cube	Price
☞ MCSC2042R	20"	42"	29"	155	15	\$1,301
☞ MCSC2060R	20"	60"	29"	180	20	\$1,358
☞ MCSC2066R	20"	66"	29"	190	23	\$1,466
☞ MCSC2072R	20"	72"	29"	200	24	\$1,481
☞ MCSC2442R	24"	42"	29"	175	18	\$1,332
☞ MCSC2448R	24"	48"	29"	183	20	\$1,347
☞ MCSC3048R	30"	48"	29"	203	25	\$1,358
☞ MCSC3060R	30"	60"	29"	224	32	\$1,375
☞ MCSC3066R	30"	66"	29"	234	35	\$1,481
☞ MCSC3072R	30"	72"	29"	244	38	\$1,496
☞ MCSC3672R	36"	72"	29"	267	45	\$1,549

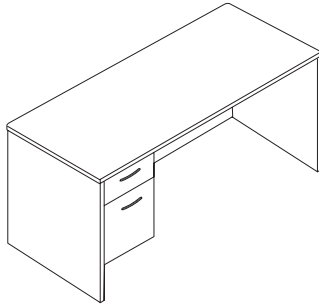
Single Pedestal Desk, File/File Pedestal Right (Full modesty, H3B handles, lock)



Model#	Depth	Width	Height	Weight	Cube	Price
☞ MCSD2042R	20"	42"	29"	155	15	\$1,237
☞ MCSD2060R	20"	60"	29"	180	20	\$1,295
☞ MCSD2066R	20"	66"	29"	190	23	\$1,400
☞ MCSD2072R	20"	72"	29"	200	24	\$1,415
☞ MCSD2442R	24"	42"	29"	175	18	\$1,265
☞ MCSD2448R	24"	48"	29"	183	20	\$1,280
☞ MCSD3048R	30"	48"	29"	203	25	\$1,295
☞ MCSD3060R	30"	60"	29"	224	32	\$1,311
☞ MCSD3066R	30"	66"	29"	234	35	\$1,415
☞ MCSD3072R	30"	72"	29"	244	38	\$1,431
☞ MCSD3672R	36"	72"	29"	267	45	\$1,484

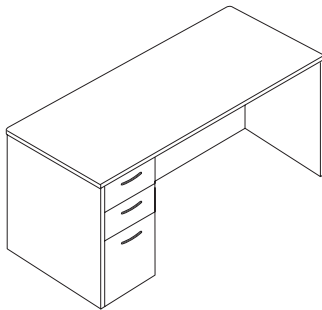
maverick complete

Desks



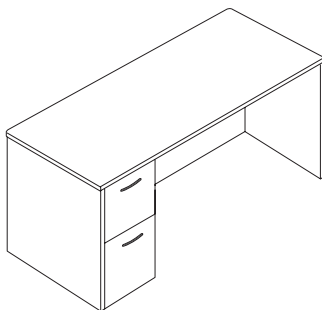
Single Pedestal Desk, Box/File Pedestal Left (Full modesty, H3B handles, lock)

Model#	Depth	Width	Height	Weight	Cube	Price
☞ MCS2042L	20"	42"	29"	120	15	\$ 906
☞ MCS2060L	20"	60"	29"	150	20	\$ 966
☞ MCS2066L	20"	66"	29"	156	23	\$1,072
☞ MCS2072L	20"	72"	29"	163	24	\$1,084
☞ MCS2442L	24"	42"	29"	127	18	\$ 936
☞ MCS2448L	24"	48"	29"	130	20	\$ 953
☞ MCS3048L	30"	48"	29"	142	25	\$ 965
☞ MCS3060L	30"	60"	29"	190	32	\$ 982
☞ MCS3066L	30"	66"	29"	197	35	\$1,084
☞ MCS3072L	30"	72"	29"	210	38	\$1,102
☞ MCS3672L	36"	72"	29"	225	45	\$1,153



Single Pedestal Desk, Box/Box/File Pedestal Left (Full modesty, H3B handles, lock)

Model#	Depth	Width	Height	Weight	Cube	Price
☞ MCSC2042L	20"	42"	29"	120	15	\$1,301
☞ MCSC2060L	20"	60"	29"	150	20	\$1,358
☞ MCSC2066L	20"	66"	29"	156	23	\$1,466
☞ MCSC2072L	20"	72"	29"	163	24	\$1,481
☞ MCSC2442L	24"	42"	29"	127	18	\$1,332
☞ MCSC2448L	24"	48"	29"	130	20	\$1,347
☞ MCSC3048L	30"	48"	29"	142	25	\$1,358
☞ MCSC3060L	30"	60"	29"	190	32	\$1,375
☞ MCSC3066L	30"	66"	29"	197	35	\$1,481
☞ MCSC3072L	30"	72"	29"	210	38	\$1,496
☞ MCSC3672L	36"	72"	29"	225	45	\$1,549



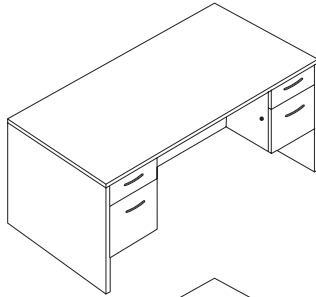
Single Pedestal Desk, File/File Pedestal Left (Full modesty, H3B handles, lock)

Model#	Depth	Width	Height	Weight	Cube	Price
☞ MCSD2042L	20"	42"	29"	120	15	\$1,237
☞ MCSD2060L	20"	60"	29"	150	20	\$1,295
☞ MCSD2066L	20"	66"	29"	156	23	\$1,400
☞ MCSD2072L	20"	72"	29"	163	24	\$1,415
☞ MCSD2442L	24"	42"	29"	127	18	\$1,265
☞ MCSD2448L	24"	48"	29"	130	20	\$1,280
☞ MCSD3048L	30"	48"	29"	142	25	\$1,295
☞ MCSD3060L	30"	60"	29"	190	32	\$1,311
☞ MCSD3066L	30"	66"	29"	197	35	\$1,415
☞ MCSD3072L	30"	72"	29"	210	38	\$1,431
☞ MCSD3672L	36"	72"	29"	225	45	\$1,484

See available accessories and upgrades, pp. 105-108.

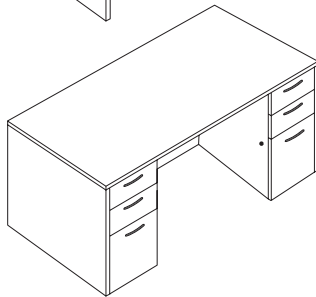
maverick complete

Desks



Double Pedestal Desk, Box/File Pedestals Left and Right
(Full modesty, H3B Handles, 2 Locks)

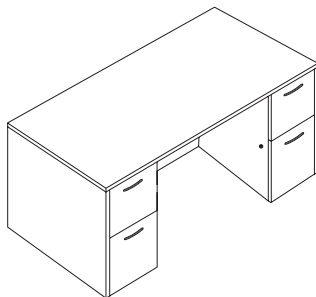
Model#	Depth	Width	Height	Weight	Cube	Price
☞ MCD3060	30"	60"	29"	260	32	\$1,209
☞ MCD3066	30"	66"	29"	266	35	\$1,427
☞ MCD3072	30"	72"	29"	270	38	\$1,449
☞ MCD3672	36"	72"	29"	276	45	\$1,463



Double Pedestal Desk, Box/Box/File Pedestals Left and Right
(Full Modesty, H3B Handles, 2 Locks)

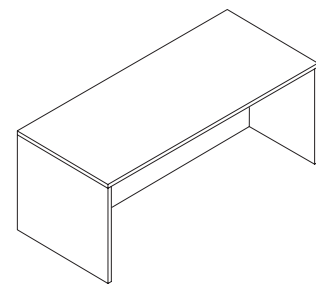
Model#	Depth	Width	Height	Weight	Cube	Price
☞ MCDC3060	30"	60"	29"	294	32	\$1,703
☞ MCDC3066	30"	66"	29"	304	35	\$1,971
☞ MCDC3072	30"	72"	29"	314	38	\$1,993
☞ MCDC3672	36"	72"	29"	337	45	\$2,009

For left Box/Box/File and right File/File configuration use MMFDCD...N/C.



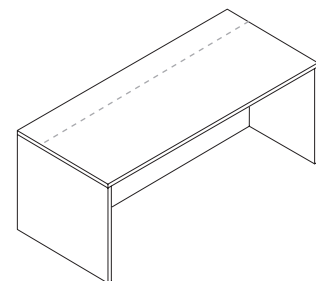
Double Pedestal Desk, File/File Pedestals Left and Right
(Full Modesty, H3B Handles, 2 Locks)

Model#	Depth	Width	Height	Weight	Cube	Price
☞ MCDD3060	30"	60"	29"	294	32	\$1,615
☞ MCDD3066	30"	66"	29"	304	35	\$1,884
☞ MCDD3072	30"	72"	29"	314	38	\$1,905
☞ MCDD3672	36"	72"	29"	337	45	\$1,921



Credenza Shell No-Pedestal (20"D & 24"D, Full modesty flush)

Model#	Depth	Width	Height	Weight	Cube	Price
☞ MCN2042	20"	42"	29"	84	17	\$529
☞ MCN2048	20"	48"	29"	84	17	\$544
☞ MCN2060	20"	60"	29"	92	20	\$581
☞ MCN2066	20"	66"	29"	96	23	\$618
☞ MCN2072	20"	72"	29"	100	24	\$634
☞ MCN2436	24"	36"	29"	89	16	\$534
☞ MCN2442	24"	42"	29"	95	18	\$581
☞ MCN2448	24"	48"	29"	104	20	\$597
☞ MCN2460	24"	60"	29"	120	25	\$634
☞ MCN2466	24"	66"	29"	127	28	\$708
☞ MCN2472	24"	72"	29"	132	30	\$753



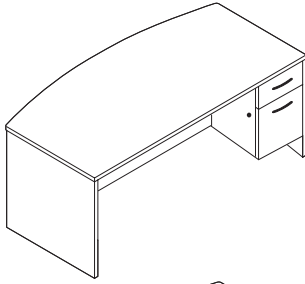
Desk Shell No-Pedestal (Full Modesty...30"D-6" Inset Modesty, 36"D-12" Inset Modesty)

Model#	Depth	Width	Height	Weight	Cube	Price
☞ MCN3042	30"	42"	29"	114	22	\$634
☞ MCN3048	30"	48"	29"	120	25	\$649
☞ MCN3060	30"	60"	29"	126	32	\$666
☞ MCN3066	30"	66"	29"	132	35	\$730
☞ MCN3072	30"	72"	29"	138	38	\$753
☞ MCN3672	36"	72"	29"	152	45	\$767

For left or right 1/2 leg specify on order...N/C.

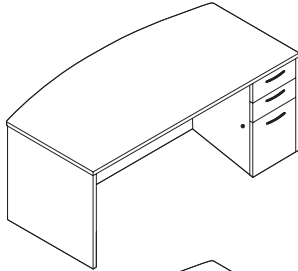
maverick complete

Desks



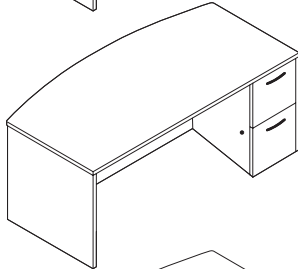
Fan Top Single Pedestal Desk, Box/File Right (Full Modesty, H3B Handles, Lock)

Model#	Depth	Width	Height	Weight	Cube	Price
☞ MCFSC3672R	30-36"	72"	29"	233	45	\$1,393
☞ MCFSC4272R	36-42"	72"	29"	258	53	\$1,437



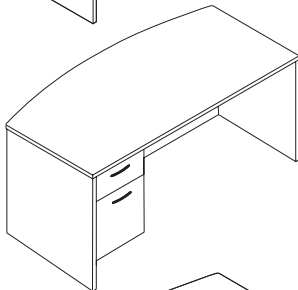
Fan Top Single Pedestal Desk, Box/Box/File Right (Full Modesty, H3B Handles, Lock)

Model#	Depth	Width	Height	Weight	Cube	Price
☞ MCFSC3672R	30-36"	72"	29"	265	45	\$1,787
☞ MCFSC4272R	36-42"	72"	29"	280	53	\$1,832



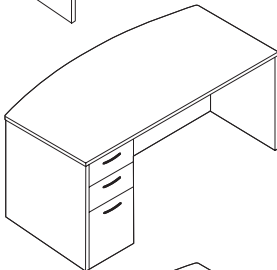
Fan Top Single Pedestal Desk, File/File Right (Full Modesty, H3B Handles, Lock)

Model#	Depth	Width	Height	Weight	Cube	Price
☞ MCFSD3672R	30-36"	72"	29"	265	45	\$1,721
☞ MCFSD4272R	36-42"	72"	29"	280	53	\$1,766



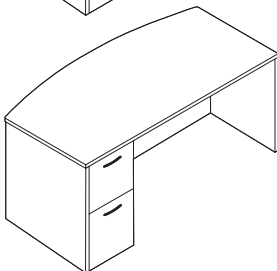
Fan Top Single Pedestal Desk, Box/File Left (Full Modesty, H3B Handles, Lock)

Model#	Depth	Width	Height	Weight	Cube	Price
☞ MCFSC3672L	30-36"	72"	29"	233	45	\$1,393
☞ MCFSC4272L	36-42"	72"	29"	258	53	\$1,437



Fan Top Single Pedestal Desk, Box/Box/File Left (Full Modesty, H3B Handles, Lock)

Model#	Depth	Width	Height	Weight	Cube	Price
☞ MCFSC3672L	30-36"	72"	29"	265	45	\$1,787
☞ MCFSC4272L	36-42"	72"	29"	280	53	\$1,832



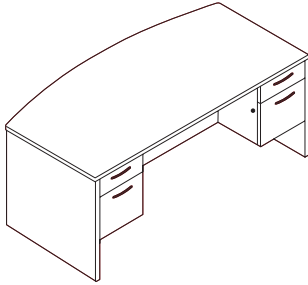
Fan Top Single Pedestal Desk, File/File Left (Full Modesty, H3B Handles, Lock)

Model#	Depth	Width	Height	Weight	Cube	Price
☞ MCFSD3672L	30-36"	72"	29"	265	45	\$1,721
☞ MCFSD4272L	36-42"	72"	29"	280	53	\$1,766

See available accessories and upgrades, pp. 105-108.

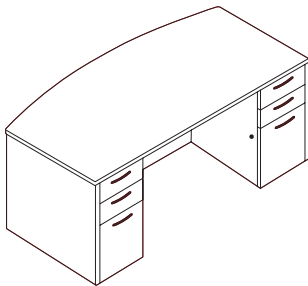
maverick complete

Desks



Fan Top Double Pedestal, Box/File Left and Right
(Full Modesty, H3B Handles, 2 Locks)

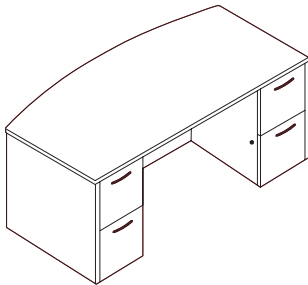
Model#	Depth	Width	Height	Weight	Cube	Price
☞ MCFD3672	30-36"	72"	29"	280	45	\$1,728
☞ MCFD4272	36-42"	72"	29"	305	53	\$1,742



Fan Top Double Pedestal Desk, Box/Box/File Left and Right
(Full Modesty, H3B Handles, 2 Locks)

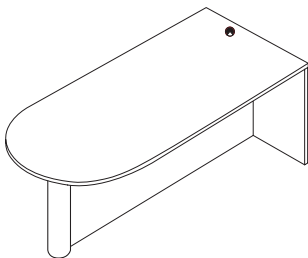
Model#	Depth	Width	Height	Weight	Cube	Price
☞ MCFDC3672	30-36"	72"	29"	335	45	\$2,221
☞ MCFDC4272	36-42"	72"	29"	350	53	\$2,234

For left Box/Box/File and right File/File configuration use MMFDCD...N/C.



Fan Top Double Pedestal Desk, File/File Left and Right
(Full Modesty, H3B Handles, 2 Locks)

Model#	Depth	Width	Height	Weight	Cube	Price
☞ MCFDD3672	30-36"	72"	29"	335	45	\$2,133
☞ MCFDD4272	36-42"	72"	29"	350	53	\$2,145



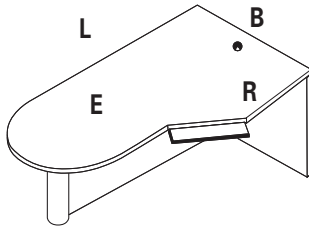
Bullet Desk, (Full modesty, 4" black post, centered black grommet)

Model#	Depth	Width	Height	Weight	Cube	Price
☞ MCBD3060	30"	60"	29"	180	32	\$ 929
☞ MCBD3072	30"	72"	29"	195	35	\$1,048
☞ MCBD3660	36"	60"	29"	185	38	\$1,048
☞ MCBD3672	36"	72"	29"	205	45	\$1,108

For silver post upgrade, add MM UHLEGJS...\$29. Upgrade grommet cover to silver, N/C.
Set-up for left or right connection.

maverick complete

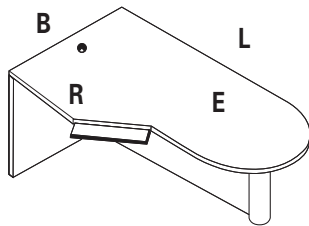
Desks



Bullet Computer Desk (Full modesty, 4" black post), For Right Return

Model#	Depth (B,E)	Width (L,R)	Height	Weight	Cube	Price
☞ MCBDC427230R	42/30"	72"/24"	29"	195	53	\$1,128
☞ MCBDC427830R	42/30"	78"/24"	29"	205	58	\$1,367

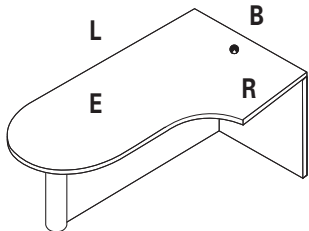
Keyboard tray and worksurface black grommet are standard. Upgrade grommet cover to silver, N/C. For silver post upgrade, add MM UHLEGJS...\$29.



Bullet Computer Desk (Full modesty, 4" black post), For Left Return

Model#	Depth (B,E)	Width (L,R)	Height	Weight	Cube	Price
☞ MCBDC427230L	42/30"	72"/24"	29"	195	53	\$1,128
☞ MCBDC427830L	42/30"	78"/24"	29"	205	58	\$1,367

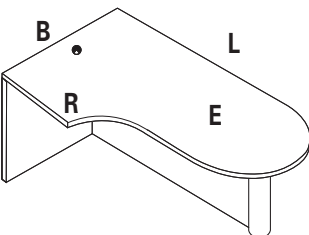
Keyboard tray and worksurface black grommet are standard. Upgrade grommet cover to silver, N/C. For silver post upgrade, add MM UHLEGJS...\$29.



Bullet Computer Desk, Curved (Full modesty, 4" black post), For Right Return

Model#	Depth (B,E)	Width (L,R)	Height	Weight	Cube	Price
☞ MCBDCQ427230R	42/30"	72"/24"	29"	195	53	\$1,128

Worksurface black grommet standard. Upgrade grommet cover to silver, N/C. For silver post upgrade, add MM UHLEGJS...\$29.



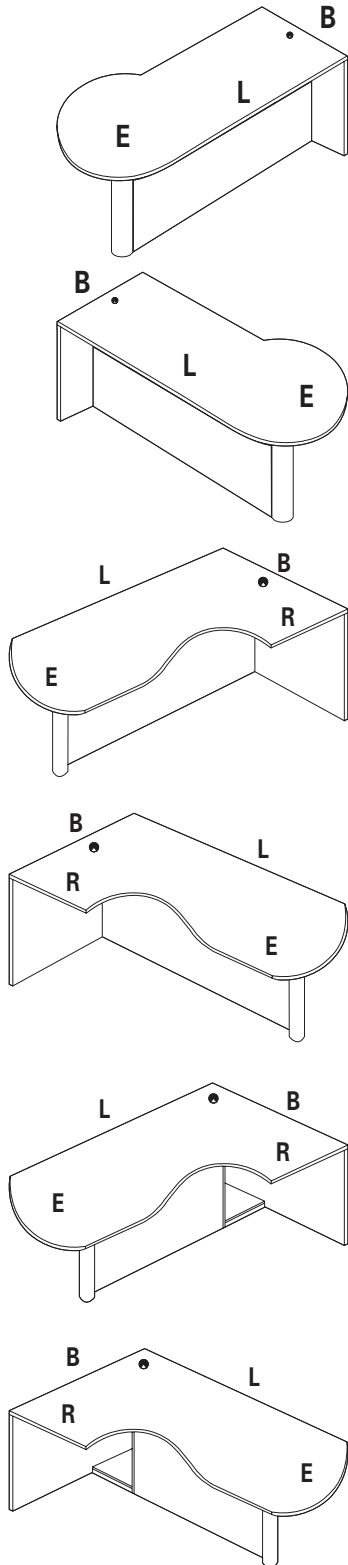
Bullet Computer Desk, Curved (Full modesty, 4" black post), For Left Return

Model#	Depth (B,E)	Width (L,R)	Height	Weight	Cube	Price
☞ MCBDCQ427230L	42/30"	72"/24"	29"	195	53	\$1,128

Worksurface black grommet standard. Upgrade grommet cover to silver, N/C. For silver post upgrade, add MM UHLEGJS...\$29.

maverick complete

Desks



P-shape Desk (Full modesty, 4" black post), For Right Return

Model#	Depth (B,E)	Width (L)	Height	Weight	Cube	Price
MCPBD3072R	30/36"	72"	29"	200	45	\$1,250
MCPBD3672R	36/42"	72"	29"	205	53	\$1,311
MCPBD3678R	36/42"	78"	29"	215	49	\$1,416
MCPBD3684R	36/42"	84"	29"	225	62	\$1,618

Black grommet standard. Upgrade grommet cover to silver, N/C. For silver post upgrade, add MM UHLEGJS...\$29.

P-shape Desk (Full modesty, 4" black post), For Left Return

Model#	Depth (B,E)	Width (L)	Height	Weight	Cube	Price
MCPBD3072L	30/36"	72"	29"	200	45	\$1,250
MCPBD3672L	36/42"	72"	29"	205	53	\$1,311
MCPBD3678L	36/42"	78"	29"	215	49	\$1,416
MCPBD3684L	36/42"	84"	29"	225	62	\$1,618

Black grommet standard. Upgrade grommet cover to silver, N/C. For silver post upgrade, add MM UHLEGJS...\$29.

Arc End Computer Desk (Full modesty, 4" black post), For Right Return

Model#	Depth (B,E)	Width (L,R)	Height	Weight	Cube	Price
MCAE427236R	42/36"	72"/24"	29"	205	53	\$1,382
MCAE427836R	42/36"	78"/24"	29"	215	58	\$1,497

Black grommet standard. Upgrade grommet cover to silver, N/C. For silver post upgrade, add MM UHLEGJS...\$29.

Arc End Computer Desk (Full modesty, 4" black post), For Left Return

Model#	Depth (B,E)	Width (L,R)	Height	Weight	Cube	Price
MCAE427236L	42/36"	72"/24"	29"	205	53	\$1,382
MCAE427836L	42/36"	78"/24"	29"	215	58	\$1,497

Black grommet standard. Upgrade grommet cover to silver, N/C. For silver post upgrade, add MM UHLEGJS...\$29.

Arc End Computer Desk with CPU Storage Cabinet (Full modesty, 4" black post), For Right Return

Model#	Depth (B,E)	Width (L,R)	Height	Weight	Cube	Price
MCAEC427236R	42/36"	72"/24"	29"	205	53	\$1,495
MCAEC427836R	42/36"	78"/24"	29"	215	58	\$1,701

Black grommet standard. Upgrade grommet cover to silver, N/C. For silver post upgrade, add MM UHLEGJS...\$29.

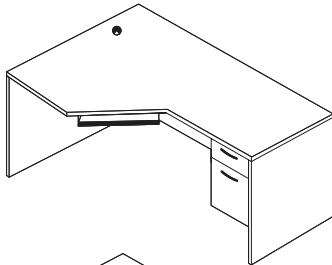
Arc End Computer Desk with CPU Storage Cabinet (Full modesty, 4" black post), For Left Return

Model#	Depth (B,E)	Width (L,R)	Height	Weight	Cube	Price
MCAEC427236L	42/36"	72"/24"	29"	205	53	\$1,495
MCAEC427836L	42/36"	78"/24"	29"	215	58	\$1,701

Black grommet standard. Upgrade grommet cover to silver, N/C. For silver post upgrade, add MM UHLEGJS...\$29.

maverick complete

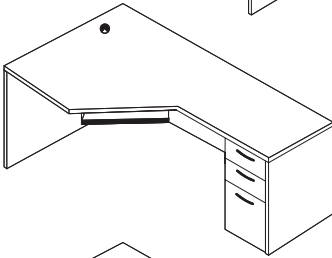
Desks



Computer Desk, Box/File Pedestal Right
(Front unit, full modesty inset 6", H3B Handles, Lock)

Model	(L)	(B)	(E)	(K)	(R)	(W)	Weight	Cube	Price
MCCD72 9R	72"	42"	30"	24"	24"	27"	285	45	\$1,588

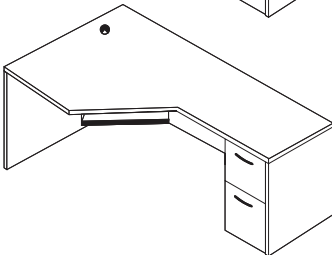
Keyboard tray and worksurface black grommet are standard. Upgrade grommet cover to silver, N/C.



Computer Desk, Box/Box/File Pedestal Right
(Front unit, full modesty inset 6", H3B Handles, Lock)

Model	(L)	(B)	(E)	(K)	(R)	(W)	Weight	Cube	Price
MCCD72C 9R	72"	42"	30"	24"	24"	27"	300	45	\$1,982

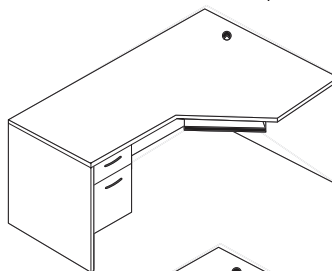
Keyboard tray and worksurface black grommet are standard. Upgrade grommet cover to silver, N/C.



Computer Desk, File/File Pedestal Right
(Front unit, full modesty inset 6", H3B Handles, Lock)

Model	(L)	(B)	(E)	(K)	(R)	(W)	Weight	Cube	Price
MCCD72D 9R	72"	42"	30"	24"	24"	27"	300	45	\$1,919

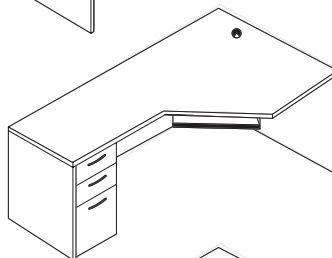
Keyboard tray and worksurface black grommet are standard. Upgrade grommet cover to silver, N/C.



Computer Desk, Box/File Pedestal Left
(Front unit, Full modesty inset 6", H3B Handles, Lock)

Model	(L)	(B)	(E)	(K)	(R)	(W)	Weight	Cube	Price
MCCD72 9L	72"	42"	30"	24"	24"	27"	285	45	\$1,588

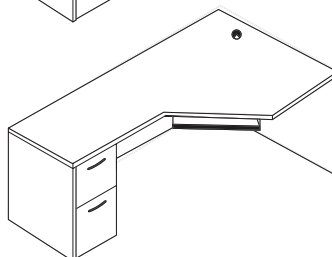
Keyboard tray and worksurface black grommet are standard. Upgrade grommet cover to silver, N/C.



Computer Desk, Box/Box/File Pedestal Left
(Front unit, Full modesty inset 6", H3B Handles, Lock)

Model	(L)	(B)	(E)	(K)	(R)	(W)	Weight	Cube	Price
MCCD72C 9L	72"	42"	30"	24"	24"	27"	300	45	\$1,982

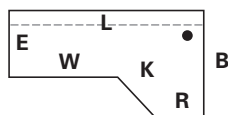
Keyboard tray and worksurface black grommet are standard. Upgrade grommet cover to silver, N/C.



Computer Desk, File/File Pedestal Left
(Front unit, Full modesty inset 6", H3B Handles, Lock)

Model	(L)	(B)	(E)	(K)	(R)	(W)	Weight	Cube	Price
MCCD72D 9L	72"	42"	30"	24"	24"	27"	300	45	\$1,919

Keyboard tray and worksurface black grommet are standard. Upgrade grommet cover to silver, N/C.

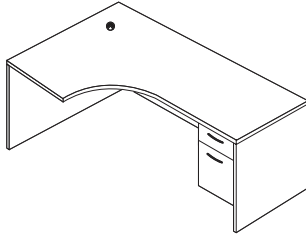


- "L" Length along approach edge
- "B" Back end panel
- "E" End panel
- "K" Keyboard space
- "R" Return size to attach
- "W" Workarea (kbrd to end)

See available accessories and upgrades, pp. 105-108.

maverick complete

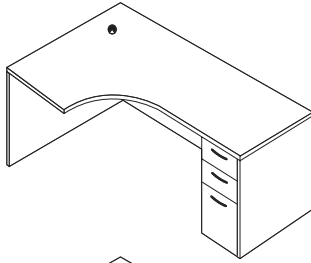
Desks



Computer Desk, Curved, Box/File Pedestal Right
(Front unit, Full modesty inset 6", H3B Handles, Lock)

Model	(L)	(B)	(E)	(K)	(R)	(W)	Weight	Cube	Price
MCCDQ72 9R	72"	42"	30"	24"	24"	27"	285	45	\$1,588

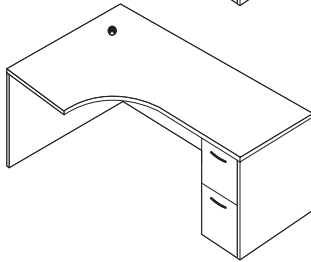
No keyboard tray. Worksurface black grommet standard. Upgrade grommet cover to silver, N/C.



Computer Desk, Curved, Box/Box/File Pedestal Right
(Front unit, Full modesty inset 6", H3B Handles, Lock)

Model	(L)	(B)	(E)	(K)	(R)	(W)	Weight	Cube	Price
MCCDQ72C 9R	72"	42"	30"	24"	24"	27"	300	45	\$1,982

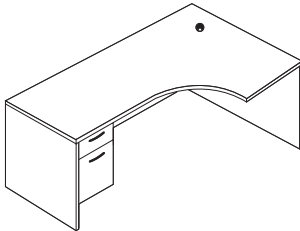
No keyboard tray. Worksurface black grommet standard. Upgrade grommet cover to silver, N/C.



Computer Desk, Curved, File/File Pedestal Right
(Front unit, Full modesty inset 6", H3B Handles, Lock)

Model	(L)	(B)	(E)	(K)	(R)	(W)	Weight	Cube	Price
MCCDQ72D 9R	72"	42"	30"	24"	24"	27"	300	45	\$1,919

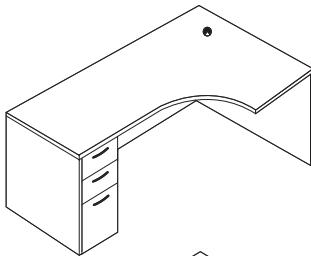
No keyboard tray. Worksurface black grommet standard. Upgrade grommet cover to silver, N/C.



Computer Desk, Curved, Box/File Pedestal Left
(Front unit, Full modesty inset 6", H3B Handles, Lock)

Model	(L)	(B)	(E)	(K)	(R)	(W)	Weight	Cube	Price
MCCDQ72 9L	72"	42"	30"	24"	24"	27"	285	45	\$1,588

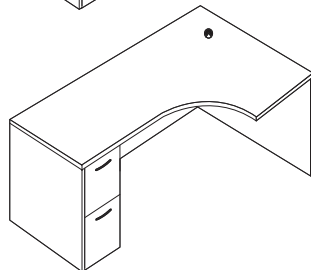
No keyboard tray. Worksurface black grommet standard. Upgrade grommet cover to silver, N/C.



Computer Desk, Curved, Box/Box/File Pedestal Left
(Front unit, Full modesty inset 6", H3B Handles, Lock)

Model	(L)	(B)	(E)	(K)	(R)	(W)	Weight	Cube	Price
MCCDQ72C 9L	72"	42"	30"	24"	24"	27"	300	45	\$1,982

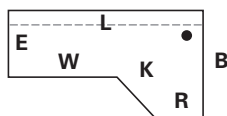
No keyboard tray. Worksurface black grommet standard. Upgrade grommet cover to silver, N/C.



Computer Desk, Curved, File/File Pedestal Left
(Front unit, Full modesty inset 6", H3B Handles, Lock)

Model	(L)	(B)	(E)	(K)	(R)	(W)	Weight	Cube	Price
MCCDQ72D 9L	72"	42"	30"	24"	24"	27"	300	45	\$1,919

No keyboard tray. Worksurface black grommet standard. Upgrade grommet cover to silver, N/C.

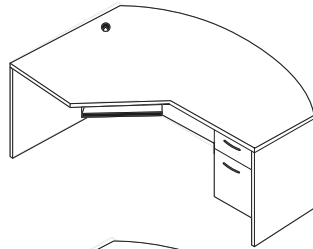


- "L" Length along approach edge
- "B" Back end panel
- "E" End panel
- "K" Keyboard space
- "R" Return size to attach
- "W" Workarea (kbrd to end)

See available accessories and upgrades, pp. 105-108.

maverick complete

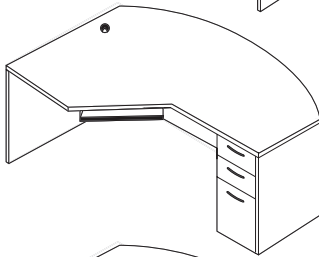
Desks



Fan Top Computer Desk, Box/File Pedestal Right
(Front unit, Full modesty inset 6", H3B Handles, Lock)

Model	(L)	(B)	(E)	(K)	(R)	(W)	Weight	Cube	Price
MCFC72 9R	72"	42"	+ 30"	24"	24"	27"	295	48	\$1,700

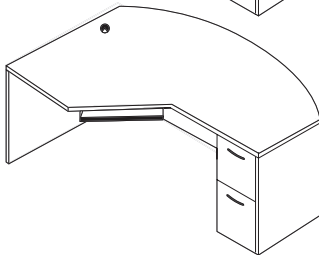
Keyboard tray and worksurface black grommet are standard. Fan front adds 6" to overall depth. Upgrade grommet cover to silver, N/C.



Fan Top Computer Desk, Box/Box/File Pedestal Right
(Front Unit, full modesty inset 6", H3B Handles, Lock)

Model	(L)	(B)	(E)	(K)	(R)	(W)	Weight	Cube	Price
MCFC72C 9R	72"	42"	+ 30"	24"	24"	27"	310	48	\$2,097

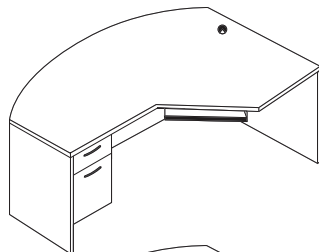
Keyboard tray and worksurface black grommet are standard. Fan front adds 6" to overall depth. Upgrade grommet cover to silver, N/C.



Fan Top Computer Desk, File/File Pedestal Right
(Front Unit, full modesty inset 6", H3B Handles, Lock)

Model	(L)	(B)	(E)	(K)	(R)	(W)	Weight	Cube	Price
MCFC72D 9R	72"	42"	+ 30"	24"	24"	27"	310	48	\$2,030

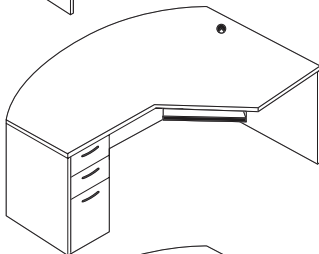
Keyboard tray and worksurface black grommet are standard. Fan front adds 6" to overall depth. Upgrade grommet cover to silver, N/C.



Fan Top Computer Desk, Box/File Pedestal Left
(Front unit, Full modesty inset 6", H3B Handles, Lock)

Model	(L)	(B)	(E)	(K)	(R)	(W)	Weight	Cube	Price
MCFC72 9L	72"	42"	+ 30"	24"	24"	27"	295	48	\$1,700

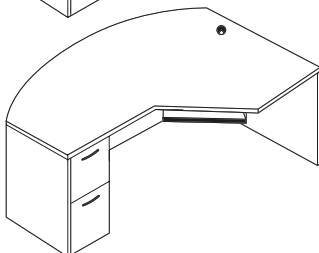
Keyboard tray and worksurface black grommet are standard. Upgrade grommet cover to silver, N/C. Fan front adds 6" to overall depth.



Fan Top Computer Desk, Box/Box/File Pedestal Left
(Front unit, Full modesty inset 6", H3B Handles, Lock)

Model	(L)	(B)	(E)	(K)	(R)	(W)	Weight	Cube	Price
MCFC72C 9L	72"	42"	+ 30"	24"	24"	27"	310	48	\$2,097

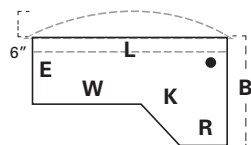
Keyboard tray and worksurface black grommet are standard. Upgrade grommet cover to silver, N/C. Fan front adds 6" to overall depth.



Fan Top Computer Desk, File/File Pedestal Left
(Front unit, Full modesty inset 6", H3B Handles, Lock)

Model	(L)	(B)	(E)	(K)	(R)	(W)	Weight	Cube	Price
MCFC72D 9L	72"	42"	+ 30"	24"	24"	27"	310	48	\$2,030

Keyboard tray and worksurface black grommet are standard. Upgrade grommet cover to silver, N/C. Fan front adds 6" to overall depth.

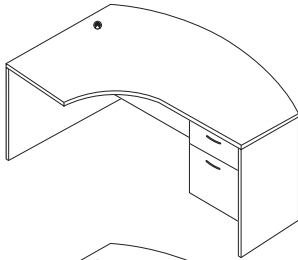


- "L" Length along approach edge
- "B" Back end panel (Fan top adds 6")
- "E" End panel
- "K" Keyboard space
- "R" Return size to attach
- "W" Workarea (kbrd to end)

See available accessories and upgrades, pp. 105-108.

maverick complete

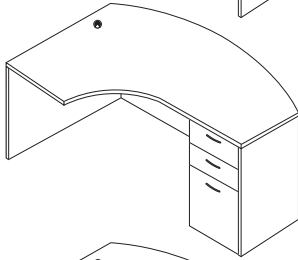
Desks



Fan Top Computer Desk, Curved, Box/File Pedestal Right
(Front unit, Full modesty inset 6", H3B Handles, Lock)

Model	(L)	(B)	(E)	(K)	(R)	(W)	Weight	Cube	Price
MCFCDQ72 9R	72"	42"	+ 30"	24"	24"	27"	295	48	\$1,700

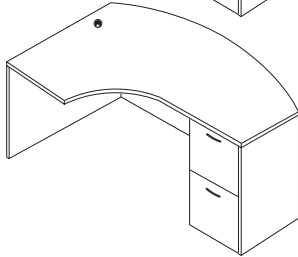
No keyboard tray. Worksurface black grommet standard. Fan front adds 6" to overall depth.
Upgrade grommet cover to silver, N/C.



Fan Top Computer Desk, Curved, Box/Box/File Pedestal Right
(Front unit, Full modesty inset 6", H3B Handles, Lock)

Model	(L)	(B)	(E)	(K)	(R)	(W)	Weight	Cube	Price
MCFCDQ72C 9R	72"	42"	+ 30"	24"	24"	27"	310	48	\$2,097

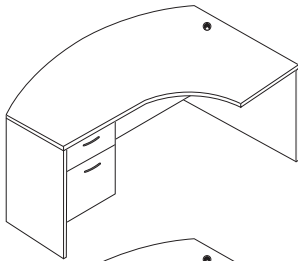
No keyboard tray, worksurface black grommet standard. Fan front adds 6" to overall depth.
Upgrade grommet cover to silver, N/C.



Fan Top Computer Desk, Curved, File/File Pedestal Right
(Front unit, Full modesty inset 6", H3B Handles, Lock)

Model	(L)	(B)	(E)	(K)	(R)	(W)	Weight	Cube	Price
MCFCDQ72D 9R	72"	42"	+ 30"	24"	24"	27"	310	48	\$2,030

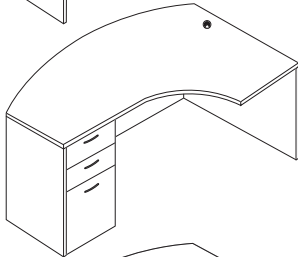
No keyboard tray, worksurface black grommet standard. Fan front adds 6" to overall depth.
Upgrade grommet cover to silver, N/C.



Fan Top Computer Desk, Curved, Box/File Pedestal Left
(Front Unit, Full modesty inset 6", H3B Handles, Lock)

Model	(L)	(B)	(E)	(K)	(R)	(W)	Weight	Cube	Price
MCFCDQ72 9L	72"	42"	+ 30"	24"	24"	27"	295	48	\$1,700

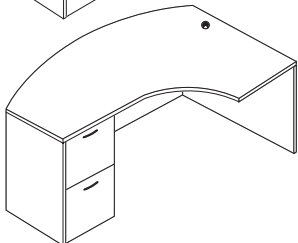
No keyboard tray, worksurface black grommet standard. Fan front adds 6" to overall depth.
Upgrade grommet cover to silver, N/C.



Fan Top Computer Desk, Curved, Box/Box/File Pedestal Left
(Front unit, Full modesty inset 6", H3B Handles, Lock)

Model	(L)	(B)	(E)	(K)	(R)	(W)	Weight	Cube	Price
MCFCDQ72C 9L	72"	42"	+ 30"	24"	24"	27"	310	48	\$2,097

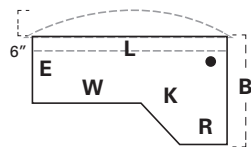
No keyboard tray, worksurface black grommet standard. Fan front adds 6" to overall depth.
Upgrade grommet cover to silver, N/C.



Fan Top Computer Desk, Curved, File/File Pedestal Left
(Front unit, Full modesty inset 6", H3B Handles, Lock)

Model	(L)	(B)	(E)	(K)	(R)	(W)	Weight	Cube	Price
MCFCDQ72D 9L	72"	42"	+ 30"	24"	24"	27"	310	48	\$2,030

No keyboard tray worksurface black grommet standard. Fan front adds 6" to overall depth.
Upgrade grommet cover to silver, N/C.

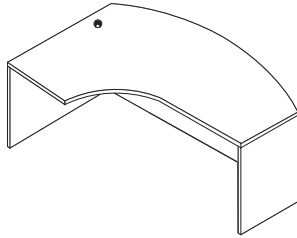


- "L" Length along approach edge
- "B" Back end panel (Fan top adds 6")
- "E" End panel
- "K" Keyboard space
- "R" Return size to attach
- "W" Workarea (kbrd to end)

See available accessories and upgrades, pp. 105-108.

maverick complete

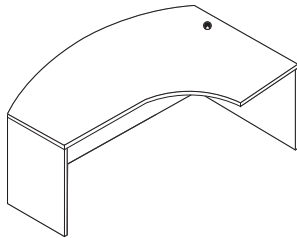
Desks



Fan Top Computer Desk Shell, Curved (Front unit, Full modesty inset 6"), For Left Return

Model	(L)	(B)	(E)	(K)	(R)	(W)	Weight	Cube	Price
MCFCDNQ72 9L	72"	42"	+ 30"	24"	24"	27"	215	48	\$1,293

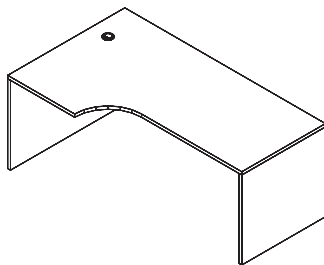
No keyboard tray. Worksurface black grommet standard. Upgrade grommet cover to silver, N/C.
Fan front adds 6" to overall depth.



Fan Top Computer Desk Shell, Curved (Front unit, Full modesty inset 6"), For Right Return

Model	(L)	(B)	(E)	(K)	(R)	(W)	Weight	Cube	Price
MCFCDNQ72 9R	72"	42"	+ 30"	24"	24"	27"	215	48	\$1,293

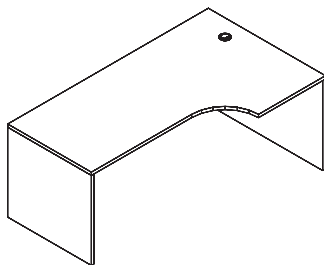
No keyboard tray. Worksurface black grommet standard. Upgrade grommet cover to silver, N/C.
Fan front adds 6" to overall depth.



Computer Desk Shell, Curved (Front unit, Full modesty inset 6") For Left Return

Model#	(L)	(B)	(E)	(K)	(R)	(W)	Weight	Cube	Price
MCCDNQ72 9L	72"	42"	30"	24"	24"	27"	215	51	\$1,293

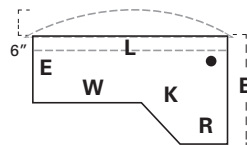
No keyboard tray. Worksurface black grommet standard. Upgrade grommet cover to silver, N/C.



Computer Desk Shell, Curved (Front unit, Full modesty inset 6") For Right Return

Model#	(L)	(B)	(E)	(K)	(R)	(W)	Weight	Cube	Price
MCCDNQ72 9R	72"	42"	30"	24"	24"	27"	215	51	\$1,293

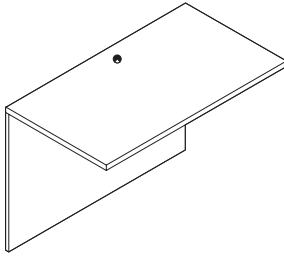
No keyboard tray. Worksurface black grommet standard. Upgrade grommet cover to silver, N/C.



- "L" Length along approach edge
- "B" Back end panel (Fan top adds 6")
- "E" End panel
- "K" Keyboard space
- "R" Return size to attach
- "W" Workarea (kbd to end)

maverick complete

Bridges

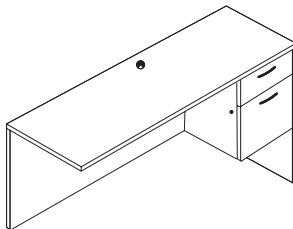


Bridge Full Modesty (Flush height)

Model#	Depth	Width	Height	Weight	Cube	Price
☞ MCBR2036	20"	36"	29"	41	9	\$408
☞ MCBR2042	20"	42"	29"	48	10	\$424
☞ MCBR2048	20"	48"	29"	55	12	\$469
☞ MCBR2436	24"	36"	29"	47	10	\$441
☞ MCBR2442	24"	42"	29"	55	12	\$514
☞ MCBR2448	24"	48"	29"	63	14	\$559
☞ MCBR2460	24"	60"	29"	78	15	\$642

Full modesty standard. ½ modesty on bridges may be specified at no upcharge.
Black grommet center top and modesty. Upgrade grommet cover to silver, N/C.
60"W bridge requires ½ leg center support, add MMSPT113.

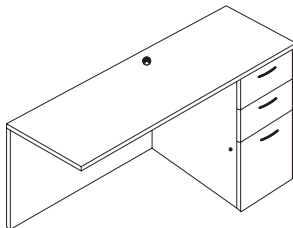
Returns



Return, ¾ Box/File Pedestal Right (Full modesty, flush height, H3B Handles, Lock)

Model#	Depth	Width	Height	Weight	Cube	Price
☞ MCRA2036R	20"	36"	29"	95	13	\$ 921
☞ MCRA2042R	20"	42"	29"	104	15	\$ 936
☞ MCRA2048R	20"	48"	29"	110	17	\$ 952
☞ MCRA2054R	20"	54"	29"	117	19	\$ 982
☞ MCRA2436R	24"	36"	29"	100	15	\$1,021
☞ MCRA2442R	24"	42"	29"	107	18	\$1,050
☞ MCRA2448R	24"	48"	29"	114	20	\$1,063
☞ MCRA2454R	24"	54"	29"	121	23	\$1,125
☞ MCRA2460R	24"	60"	29"	124	24	\$1,138
☞ MCRA3048R	30"	48"	29"	127	25	\$1,138

Full modesty standard. ½ modesty on returns may be specified at no upcharge.
Black grommet center top and modesty. Upgrade grommet cover to silver, N/C.



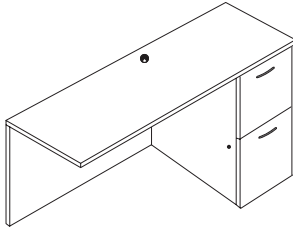
Return, Box/Box/File Pedestal Right (Full modesty, H3B Handles, Lock)

Model#	Depth	Width	Height	Weight	Cube	Price
☞ MCRC2036R	20"	36"	29"	130	13	\$1,311
☞ MCRC2042R	20"	42"	29"	140	15	\$1,322
☞ MCRC2048R	20"	48"	29"	150	17	\$1,340
☞ MCRC2054R	20"	54"	29"	160	19	\$1,371
☞ MCRC2436R	24"	36"	29"	140	15	\$1,408
☞ MCRC2442R	24"	42"	29"	150	18	\$1,438
☞ MCRC2448R	24"	48"	29"	160	20	\$1,450
☞ MCRC2454R	24"	54"	29"	170	23	\$1,514
☞ MCRC2460R	24"	60"	29"	180	24	\$1,526
☞ MCRC3048R	30"	48"	29"	175	25	\$1,526

Full modesty standard. ½ modesty on returns may be specified at no upcharge.
Black grommet center top and modesty. Upgrade grommet cover to silver, N/C.

maverick complete

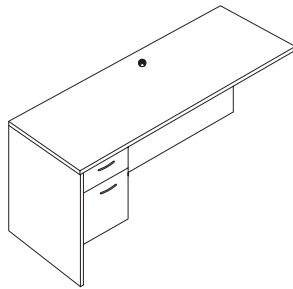
Returns



Return, File/File Pedestal Right (Full modesty, H3B Handles, Lock)

Model#	Depth	Width	Height	Weight	Cube	Price
☞ MCRD2036R	20"	36"	29"	130	13	\$1,244
☞ MCRD2042R	20"	42"	29"	140	15	\$1,258
☞ MCRD2048R	20"	48"	29"	150	17	\$1,274
☞ MCRD2054R	20"	54"	29"	160	19	\$1,305
☞ MCRD2436R	24"	36"	29"	140	15	\$1,344
☞ MCRD2442R	24"	42"	29"	150	18	\$1,359
☞ MCRD2448R	24"	48"	29"	160	20	\$1,385
☞ MCRD2454R	24"	54"	29"	170	23	\$1,448
☞ MCRD2460R	24"	60"	29"	180	24	\$1,461
☞ MCRD3048R	30"	48"	29"	175	25	\$1,461

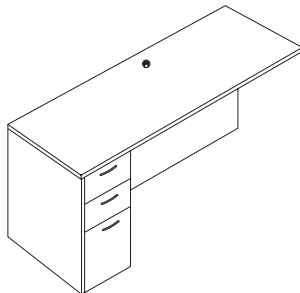
Full modesty standard. ½ modesty on returns may be specified at no upcharge.
Black grommet center top and modesty. Upgrade grommet cover to silver, N/C.



Return, ¾ Box/File Pedestal Left (Full modesty, H3B Handles, Lock)

Model#	Depth	Width	Height	Weight	Cube	Price
☞ MCRA2036L	20"	36"	29"	95	13	\$ 921
☞ MCRA2042L	20"	42"	29"	104	15	\$ 936
☞ MCRA2048L	20"	48"	29"	110	17	\$ 952
☞ MCRA2054L	20"	54"	29"	117	19	\$ 982
☞ MCRA2436L	24"	36"	29"	100	15	\$1,021
☞ MCRA2442L	24"	42"	29"	107	18	\$1,050
☞ MCRA2448L	24"	48"	29"	114	20	\$1,063
☞ MCRA2454L	24"	54"	29"	121	23	\$1,125
☞ MCRA2460L	24"	60"	29"	124	24	\$1,138
☞ MCRA3048L	30"	48"	29"	127	25	\$1,138

Full modesty standard. ½ modesty on returns may be specified at no upcharge.
Black grommet center top and modesty. Upgrade grommet cover to silver, N/C.



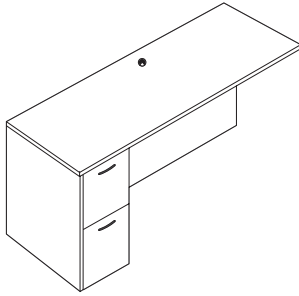
Return, Box/Box/File Pedestal Left (Full modesty, H3B Handles, Lock)

Model#	Depth	Width	Height	Weight	Cube	Price
☞ MCRC2036L	20"	36"	29"	130	13	\$1,311
☞ MCRC2042L	20"	42"	29"	140	15	\$1,322
☞ MCRC2048L	20"	48"	29"	150	17	\$1,340
☞ MCRC2054L	20"	54"	29"	160	19	\$1,371
☞ MCRC2436L	24"	36"	29"	140	15	\$1,408
☞ MCRC2442L	24"	42"	29"	150	18	\$1,438
☞ MCRC2448L	24"	48"	29"	160	20	\$1,450
☞ MCRC2454L	24"	54"	29"	170	23	\$1,514
☞ MCRC2460L	24"	60"	29"	180	24	\$1,526
☞ MCRC3048L	30"	48"	29"	175	25	\$1,526

Full modesty standard. ½ modesty on returns may be specified at no upcharge.
Black grommet center top and modesty. Upgrade grommet cover to silver, N/C.

maverick complete

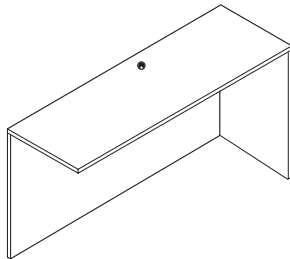
Returns



Return, File/File Pedestal Left (Full modesty, H3B Handles, Lock)

Model#	Depth	Width	Height	Weight	Cube	Price
☞ MCRD2036L	20"	36"	29"	130	13	\$1,244
☞ MCRD2042L	20"	42"	29"	140	15	\$1,258
☞ MCRD2048L	20"	48"	29"	150	17	\$1,274
☞ MCRD2054L	20"	54"	29"	160	19	\$1,305
☞ MCRD2436L	24"	36"	29"	140	15	\$1,344
☞ MCRD2442L	24"	42"	29"	150	18	\$1,359
☞ MCRD2448L	24"	48"	29"	160	20	\$1,385
☞ MCRD2454L	24"	54"	29"	170	23	\$1,448
☞ MCRD2460L	24"	60"	29"	180	24	\$1,461
☞ MCRD3048L	30"	48"	29"	175	25	\$1,461

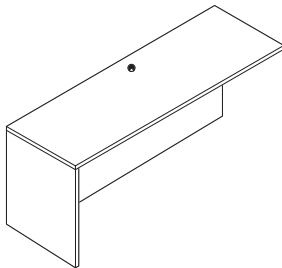
Full modesty standard. ½ modesty on returns may be specified at no upcharge.
Black grommet center top and modesty. Upgrade grommet cover to silver, N/C.



Return Shell Right (Full modesty, Flush height)

Model#	Depth	Width	Height	Weight	Cube	Price
☞ MCRN2036R	20"	36"	29"	60	13	\$514
☞ MCRN2042R	20"	42"	29"	67	15	\$529
☞ MCRN2048R	20"	48"	29"	73	17	\$579
☞ MCRN2054R	20"	54"	29"	80	19	\$626
☞ MCRN2436R	24"	36"	29"	63	15	\$640
☞ MCRN2442R	24"	42"	29"	67	18	\$664
☞ MCRN2448R	24"	48"	29"	74	20	\$694
☞ MCRN2454R	24"	54"	29"	80	23	\$731
☞ MCRN3048R	30"	48"	29"	89	25	\$775

Full modesty standard. ½ modesty on returns may be specified at no upcharge.
Black grommet center top and modesty. Upgrade grommet cover to silver, N/C.



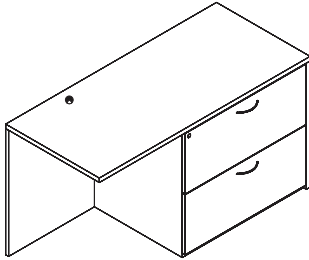
Return Shell Left (Full modesty, Flush height)

Model#	Depth	Width	Height	Weight	Cube	Price
☞ MCRN2036L	20"	36"	29"	60	13	\$514
☞ MCRN2042L	20"	42"	29"	67	15	\$529
☞ MCRN2048L	20"	48"	29"	73	17	\$579
☞ MCRN2054L	20"	54"	29"	80	19	\$626
☞ MCRN2436L	24"	36"	29"	63	15	\$640
☞ MCRN2442L	24"	42"	29"	67	18	\$664
☞ MCRN2448L	24"	48"	29"	74	20	\$694
☞ MCRN2454L	24"	54"	29"	80	23	\$731
☞ MCRN3048L	30"	48"	29"	89	25	\$775

Full modesty standard. ½ modesty on returns may be specified at no upcharge.
Black grommet center top and modesty. Upgrade grommet cover to silver, N/C.

maverick complete

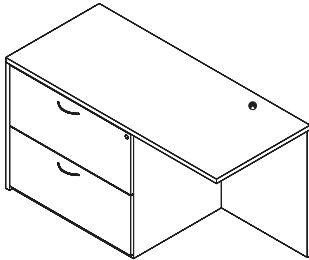
Returns



Return, Right 31" Lateral File (H3B handles, lock, full modesty)

Model#	Depth	Width	Height	Weight	Cube	Price
MCRLF2054R	20"	54"	29"	192	19	\$1,485
MCRLF2060R	20"	60"	29"	198	21	\$1,512
MCRLF2454R	24"	54"	29"	201	23	\$1,569
MCRLF2460R	24"	60"	29"	208	25	\$1,606

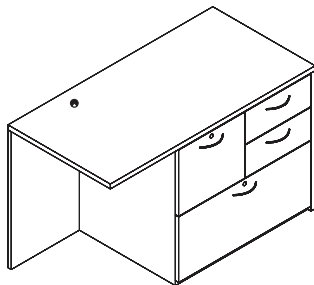
Upgrade to H30 Handle...\$61 list each.
Black grommet center top and modesty. Upgrade grommet cover to silver, N/C.



Return, Left 31" Lateral File (H3B handles, lock, full modesty)

Model#	Depth	Width	Height	Weight	Cube	Price
MCRLF2054L	20"	54"	29"	192	19	\$1,485
MCRLF2060L	20"	60"	29"	198	21	\$1,512
MCRLF2454L	24"	54"	29"	201	23	\$1,569
MCRLF2460L	24"	60"	29"	208	25	\$1,606

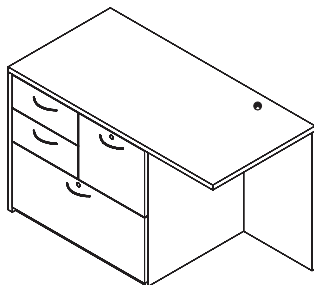
Upgrade to H30 Handle...\$61 list each.
Black grommet center top and modesty. Upgrade grommet cover to silver, N/C.



Return, Right 31" Personal Lateral File (H3B handles, locks, full modesty)

Model#	Depth	Width	Height	Weight	Cube	Price
MCRPLF2054R	20"	54"	29"	195	19	\$1,718
MCRPLF2060R	20"	60"	29"	201	23	\$1,773
MCRPLF2454R	24"	54"	29"	205	23	\$1,735
MCRPLF2460R	24"	60"	29"	213	28	\$1,807

Box drawers do not lock.
Black grommet center top and modesty. Upgrade grommet cover to silver, N/C.



Return, Left 31" Personal Lateral File (H3B handles, locks, full modesty)

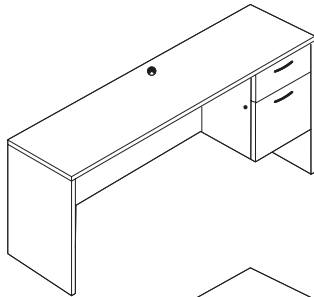
Model#	Depth	Width	Height	Weight	Cube	Price
MCRPLF2054L	20"	54"	29"	195	19	\$1,718
MCRPLF2060L	20"	60"	29"	201	23	\$1,773
MCRPLF2454L	24"	54"	29"	205	23	\$1,735
MCRPLF2460L	24"	60"	29"	213	28	\$1,807

Box drawers do not lock.
Black grommet center top and modesty. Upgrade grommet cover to silver, N/C.

NOTE: Returns with personal lateral file, when ordering with APH1 handles (1) lock is standard.

maverick complete

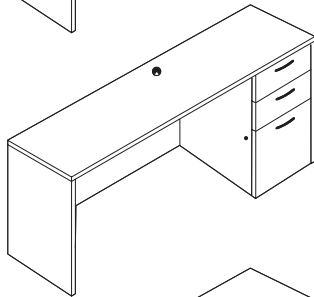
Credenzas



Credenza, Single Box/File Pedestal Right (Full modesty, H3B handles, lock)

Model#	Depth	Width	Height	Weight	Cube	Price
☞ MCC2060 4R	20"	60"	29"	150	21	\$1,050
☞ MCC2066 4R	20"	66"	29"	157	23	\$1,153
☞ MCC2072 4R	20"	72"	29"	164	25	\$1,169
☞ MCC2472 4R	24"	72"	29"	168	30	\$1,200

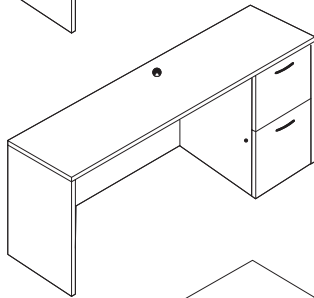
Black grommet center top and modesty. Upgrade grommet cover to silver, N/C.



Credenza, Single Box/Box/File Pedestal Right (Full modesty, H3B handles, lock)

Model#	Depth	Width	Height	Weight	Cube	Price
☞ MCCC2060 4R	20"	60"	29"	185	21	\$1,424
☞ MCCC2066 4R	20"	66"	29"	190	23	\$1,541
☞ MCCC2072 4R	20"	72"	29"	200	25	\$1,557
☞ MCCC2472 4R	24"	72"	29"	220	30	\$1,587

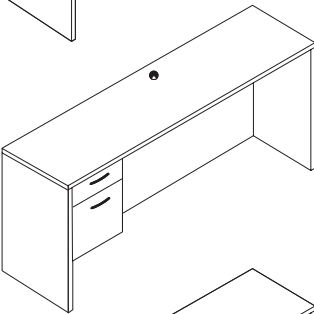
Black grommet center top and modesty. Upgrade grommet cover to silver, N/C.



Credenza, Single File/File Pedestal Right (Full modesty, H3B handles, lock)

Model#	Depth	Width	Height	Weight	Cube	Price
☞ MCCD2060 4R	20"	60"	29"	183	21	\$1,358
☞ MCCD2066 4R	20"	66"	29"	190	23	\$1,476
☞ MCCD2072 4R	20"	72"	29"	200	25	\$1,491
☞ MCCD2472 4R	24"	72"	29"	220	30	\$1,522

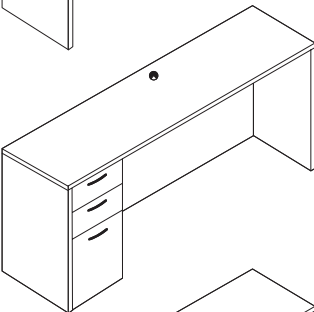
Black grommet center top and modesty. Upgrade grommet cover to silver, N/C.



Credenza, Single Box/File Pedestal Left (Full modesty, H3B handles, lock)

Model#	Depth	Width	Height	Weight	Cube	Price
☞ MCC2060 4L	20"	60"	29"	150	21	\$1,050
☞ MCC2066 4L	20"	66"	29"	157	23	\$1,153
☞ MCC2072 4L	20"	72"	29"	164	25	\$1,169
☞ MCC2472 4L	24"	72"	29"	168	30	\$1,200

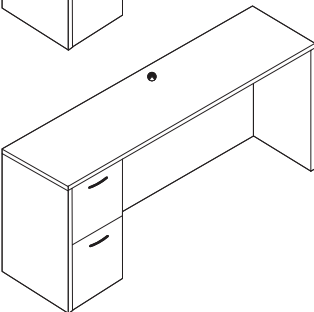
Black grommet center top and modesty. Upgrade grommet cover to silver, N/C.



Credenza, Single Box/Box/File Pedestal Left (Full modesty, H3B handles, lock)

Model#	Depth	Width	Height	Weight	Cube	Price
☞ MCCC2060 4L	20"	60"	29"	185	21	\$1,424
☞ MCCC2066 4L	20"	66"	29"	190	23	\$1,541
☞ MCCC2072 4L	20"	72"	29"	200	25	\$1,557
☞ MCCC2472 4L	24"	72"	29"	220	30	\$1,587

Black grommet center top and modesty. Upgrade grommet cover to silver, N/C.



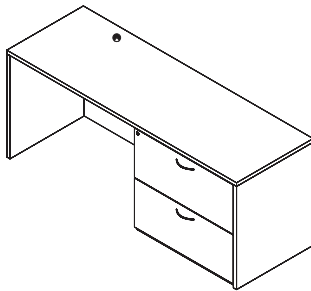
Credenza, Single File/File Pedestal Left (Full modesty, H3B handles, lock)

Model#	Depth	Width	Height	Weight	Cube	Price
☞ MCCD2060 4L	20"	60"	29"	183	21	\$1,358
☞ MCCD2066 4L	20"	66"	29"	190	23	\$1,476
☞ MCCD2072 4L	20"	72"	29"	200	25	\$1,491
☞ MCCD2472 4L	24"	72"	29"	220	30	\$1,522

Black grommet center top and modesty. Upgrade grommet cover to silver, N/C.

maverick complete

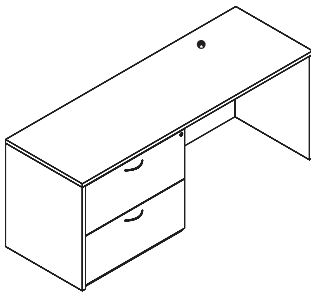
Credenzas



Credenza, Right 36" Lateral File Pedestal (H3B handles, lock, full modesty)

Model#	Depth	Width	Height	Weight	Cube	Price
MCC2066 5R	20"	66"	29"	223	23	\$1,627
MCC2072 5R	20"	72"	29"	230	25	\$1,642
MCC2472 5R	24"	72"	29"	270	30	\$1,716

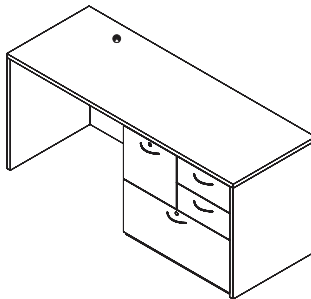
Upgrade to H30 Handle...\$61 list each.
Black grommet center top and modesty. Upgrade grommet cover to silver, N/C.



Credenza, Left 36" Lateral File Pedestal (H3B handles, lock, full modesty)

Model#	Depth	Width	Height	Weight	Cube	Price
MCC2066 5L	20"	66"	29"	223	23	\$1,627
MCC2072 5L	20"	72"	29"	230	25	\$1,642
MCC2472 5L	24"	72"	29"	270	30	\$1,716

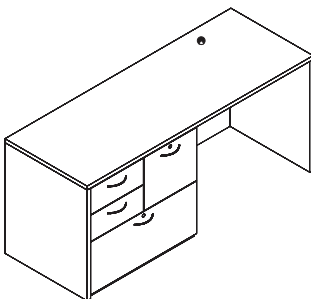
Upgrade to H30 Handle...\$61 list each.
Black grommet center top and modesty. Upgrade grommet cover to silver, N/C.



Credenza, Right 31" Personal Lateral File Pedestal (H3B handles, 2 locks, full modesty)

Model#	Depth	Width	Height	Weight	Cube	Price
MCC2066 6R	20"	66"	29"	230	26	\$1,862
MCC2072 6R	20"	72"	29"	236	28	\$1,885
MCC2472 6R	24"	72"	29"	260	30	\$1,958

Box drawers do not lock.
Black grommet center top and modesty. Upgrade grommet cover to silver, N/C.



Credenza, Left 31" Personal Lateral File Pedestal (H3B handles, 2 locks, full modesty)

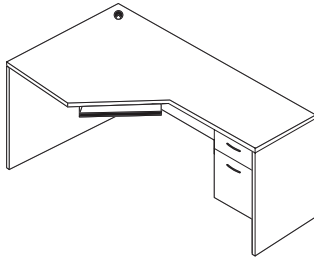
Model#	Depth	Width	Height	Weight	Cube	Price
MCC2066 6L	20"	66"	29"	230	26	\$1,862
MCC2072 6L	20"	72"	29"	236	28	\$1,885
MCC2472 6L	24"	72"	29"	260	30	\$1,958

Box drawers do not lock.
Black grommet center top and modesty. Upgrade grommet cover to silver, N/C.

NOTE: Returns with personal lateral file, when ordering with APH1 handles (1) lock is standard.

maverick complete

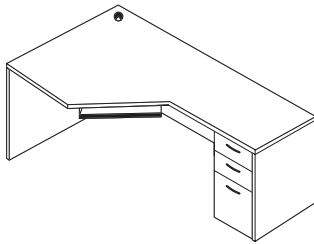
CompuCorner Credenzas



Computer Corner, Box/File Pedestal Right (H3B handles, lock, Full modesty)

Model#	(L)	(B)	(E)	(K)	(R)	(W)	Weight	Cube	Price
☞ MCCD66 4R	66"	36"	24"	21"	24"	24"	229	42	\$1,236
☞ MCCD72 3R	72"	36"	20"	24"	20"	33"	249	45	\$1,305
☞ MCCD72 4R	72"	36"	24"	21"	24"	30"	249	45	\$1,184
☞ MCCD72 7R	72"	36"	24"	23"	20"	32"	285	45	\$1,287
☞ MCCD72 8R	72"	42"	24"	24"	24"	33"	285	53	\$1,551

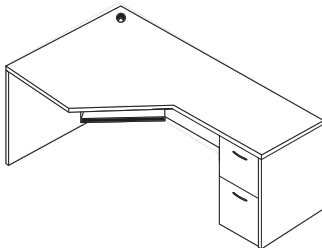
Keyboard tray and worksurface black grommet standard. Upgrade grommet cover to silver, N/C.



Computer Corner, Box/Box/File Pedestal Right (H3B handles, lock, Full modesty)

Model#	(L)	(B)	(E)	(K)	(R)	(W)	Weight	Cube	Price
☞ MCCD66C 4R	66"	36"	24"	21"	24"	24"	245	42	\$1,631
☞ MCCD72C 3R	72"	36"	20"	24"	20"	33"	265	45	\$1,698
☞ MCCD72C 4R	72"	36"	24"	21"	24"	30"	265	45	\$1,578
☞ MCCD72C 7R	72"	36"	24"	23"	20"	32"	300	45	\$1,683
☞ MCCD72C 8R	72"	42"	24"	24"	24"	33"	300	53	\$1,946

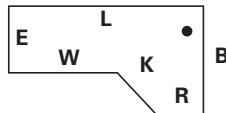
Keyboard tray and worksurface black grommet standard. Upgrade grommet cover to silver, N/C.



Computer Corner, File/File Pedestal Right (H3B handles, lock, Full modesty)

Model#	(L)	(B)	(E)	(K)	(R)	(W)	Weight	Cube	Price
☞ MCCD66D 4R	66"	36"	24"	21"	24"	24"	245	42	\$1,513
☞ MCCD72D 3R	72"	36"	20"	24"	20"	33"	265	45	\$1,579
☞ MCCD72D 4R	72"	36"	24"	21"	24"	30"	265	45	\$1,513
☞ MCCD72D 7R	72"	36"	24"	23"	20"	32"	300	45	\$1,617
☞ MCCD72D 8R	72"	42"	24"	24"	24"	33"	300	53	\$1,880

Keyboard tray and worksurface black grommet standard. Upgrade grommet cover to silver, N/C.



"L" Length along approach edge

"B" Back end panel

"E" End panel

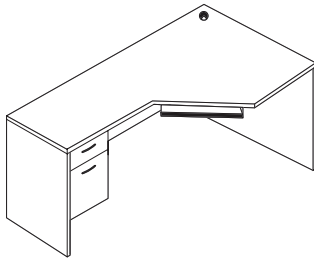
"K" Keyboard space

"R" Return size to attach

"W" Workarea (kbrd to end)

maverick complete

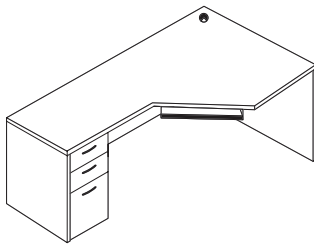
CompuCorner Credenzas



Computer Corner, Box/File Pedestal Left (H3B handles, lock, Full modesty)

Model#	(L)	(B)	(E)	(K)	(R)	(W)	Weight	Cube	Price
MCCD66 4L	66"	36"	24"	21"	24"	24"	229	42	\$1,236
MCCD72 3L	72"	36"	20"	24"	20"	33"	249	45	\$1,305
MCCD72 4L	72"	36"	24"	21"	24"	30"	249	45	\$1,184
MCCD72 7L	72"	36"	24"	23"	20"	32"	285	45	\$1,287
MCCD72 8L	72"	42"	24"	24"	24"	33"	285	53	\$1,551

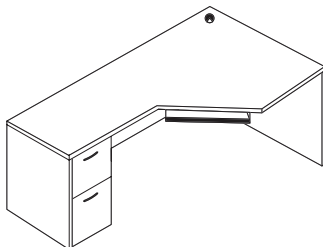
Keyboard tray and worksurface black grommet standard. Upgrade grommet cover to silver, N/C.



Computer Corner, Box/Box/File Pedestal Left (H3B handles, lock, Full modesty)

Model#	(L)	(B)	(E)	(K)	(R)	(W)	Weight	Cube	Price
MCCD66C 4L	66"	36"	24"	21"	24"	24"	245	42	\$1,631
MCCD72C 3L	72"	36"	20"	24"	20"	33"	265	45	\$1,698
MCCD72C 4L	72"	36"	24"	21"	24"	30"	265	45	\$1,578
MCCD72C 7L	72"	36"	24"	23"	20"	32"	300	45	\$1,683
MCCD72C 8L	72"	42"	24"	24"	24"	33"	300	53	\$1,946

Keyboard tray and worksurface black grommet standard. Upgrade grommet cover to silver, N/C.



Computer Corner, File/File Pedestal Left (H3B handles, lock, Full modesty)

Model#	(L)	(B)	(E)	(K)	(R)	(W)	Weight	Cube	Price
MCCD66D 4L	66"	36"	24"	21"	24"	24"	245	42	\$1,513
MCCD72D 3L	72"	36"	20"	24"	20"	33"	265	45	\$1,579
MCCD72D 4L	72"	36"	24"	21"	24"	30"	265	45	\$1,513
MCCD72D 7L	72"	36"	24"	23"	20"	32"	300	45	\$1,617
MCCD72D 8L	72"	42"	24"	24"	24"	33"	300	53	\$1,880

Keyboard tray and worksurface black grommet standard. Upgrade grommet cover to silver, N/C.



"L" Length along approach edge

"B" Back end panel

"E" End panel

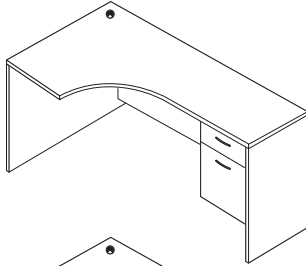
"K" Keyboard space

"R" Return size to attach

"W" Workarea (kbd to end)

maverick complete

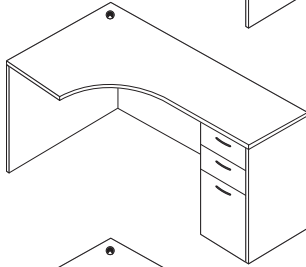
CompuCorner Credenzas



Computer Corner, Curved, 3/4 Box/File Pedestal Right (H3B handles, lock, Full modesty)

Model#	(L)	(B)	(E)	(K)	(R)	(W)	Weight	Cube	Price
MCCDQ72 4R	72"	36"	24"	21"	24"	30"	239	45	\$1,184

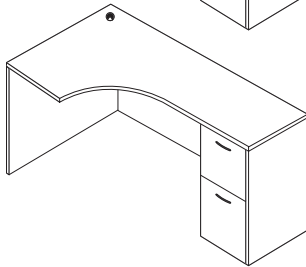
No keyboard tray. Worksurface black grommet standard. Upgrade grommet cover to silver, N/C.



Computer Corner, Curved, Box/Box/File Pedestal Right (H3B handles, lock, Full modesty)

Model#	(L)	(B)	(E)	(K)	(R)	(W)	Weight	Cube	Price
MCCDQ72C 4R	72"	36"	24"	21"	24"	30"	254	45	\$1,578

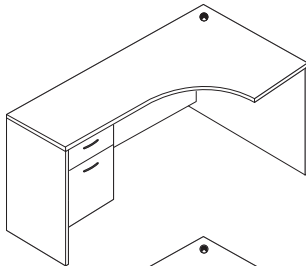
No keyboard tray. Worksurface black grommet standard. Upgrade grommet cover to silver, N/C.



Computer Corner, Curved, File/File Pedestal Right (H3B handles, lock, Full modesty)

Model#	(L)	(B)	(E)	(K)	(R)	(W)	Weight	Cube	Price
MCCDQ72D 4R	72"	36"	24"	21"	24"	30"	254	45	\$1,514

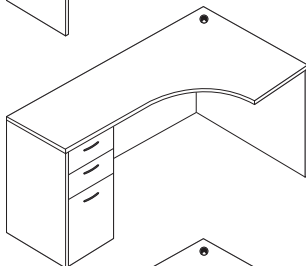
No keyboard tray. Worksurface black grommet standard. Upgrade grommet cover to silver, N/C.



Computer Corner, Curved, 3/4 Box/File Pedestal Left (H3B handles, lock, Full modesty)

Model#	(L)	(B)	(E)	(K)	(R)	(W)	Weight	Cube	Price
MCCDQ72 4L	72"	36"	24"	21"	24"	30"	239	45	\$1,184

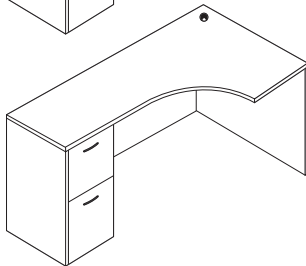
No keyboard tray. Worksurface black grommet standard. Upgrade grommet cover to silver, N/C.



Computer Corner, Curved, Box/Box/File Pedestal Left (H3B handles, lock, Full modesty)

Model#	(L)	(B)	(E)	(K)	(R)	(W)	Weight	Cube	Price
MCCDQ72C 4L	72"	36"	24"	21"	24"	30"	254	45	\$1,578

No keyboard tray. Worksurface black grommet standard. Upgrade grommet cover to silver, N/C.



Computer Corner, Curved, File/File Pedestal Left (H3B handles, lock, Full modesty)

Model#	(L)	(B)	(E)	(K)	(R)	(W)	Weight	Cube	Price
MCCDQ72D 4L	72"	36"	24"	21"	24"	30"	254	45	\$1,514

No keyboard tray. Worksurface black grommet standard. Upgrade grommet cover to silver, N/C.

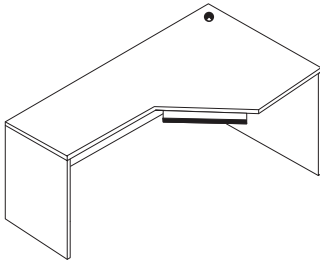


- "L" Length along approach edge
- "B" Back end panel
- "E" End panel
- "K" Keyboard space
- "R" Return size to attach
- "W" Workarea (kbrd to end)

See available accessories and upgrades, pp. 105-108.

maverick complete

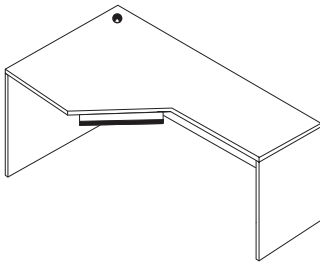
CompuCorner Credenzas



Computer Corner Shell (Full modesty), For Right Return

Model#	(L)	(B)	(E)	(K)	(R)	(W)	Weight	Cube	Price
MCCDN60 2R	60"	30"	20"	21"	20"	21"	184	32	\$ 850
MCCDN72 3R	72"	36"	20"	24"	20"	33"	213	45	\$ 986
MCCDN72 4R	72"	36"	24"	21"	24"	30"	213	45	\$1,018

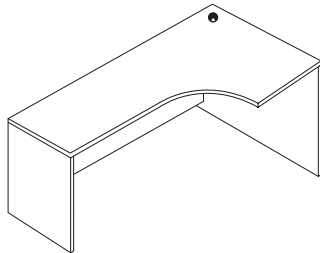
Keyboard tray and worksurface black grommet standard. Upgrade grommet cover to silver, N/C.



Computer Corner Shell (Full modesty), For Left Return

Model#	(L)	(B)	(E)	(K)	(R)	(W)	Weight	Cube	Price
MCCDN60 2L	60"	30"	20"	21"	20"	21"	184	32	\$ 850
MCCDN72 3L	72"	36"	20"	24"	20"	33"	213	45	\$ 986
MCCDN72 4L	72"	36"	24"	21"	24"	30"	213	45	\$1,018

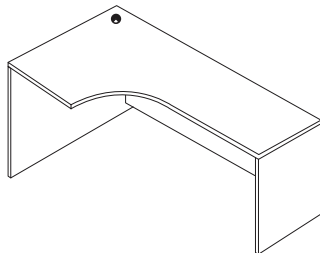
Keyboard tray and worksurface black grommet standard. Upgrade grommet cover to silver, N/C.



Computer Corner Shell, Curved (Full modesty), For Right Return

Model#	(L)	(B)	(E)	(K)	(R)	(W)	Weight	Cube	Price
MCCDNQ72 4R	72"	36"	24"	21"	24"	30"	213	45	\$1,018

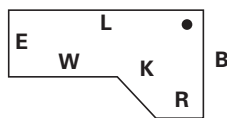
Worksurface black grommet standard. No keyboard tray. Upgrade grommet cover to silver, N/C.



Computer Corner Shell, Curved (Full modesty), For Left Return

Model#	(L)	(B)	(E)	(K)	(R)	(W)	Weight	Cube	Price
MCCDNQ72 4L	72"	36"	24"	21"	24"	30"	213	45	\$1,018

Worksurface black grommet standard. No keyboard tray. Upgrade grommet cover to silver, N/C.

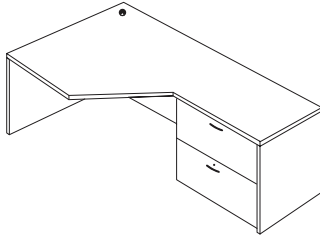


- "L" Length along approach edge
- "B" Back end panel
- "E" End panel
- "K" Keyboard space
- "R" Return size to attach
- "W" Workarea (kbrd to end)

See available accessories and upgrades, pp. 105-108.

maverick complete

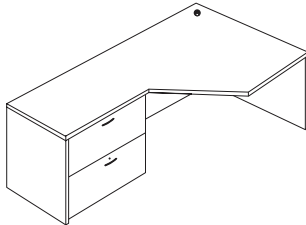
CompuCorner Credenzas



Computer Corner, Right 31" Lateral File (H3B handles, lock, full modesty)

Model#	(L)	(B)	(E)	(K)	(R)	(W)	Weight	Cube	Price
MCCD72LF 3R	72"	36"	20"	24"	20"	33"	249	45	\$1,605
MCCD72LF 4R	72"	36"	24"	21"	24"	30"	265	45	\$1,693

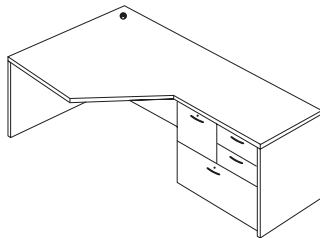
No keyboard tray and worksurface black grommet standard. Upgrade to H3S handles...N/C. Upgrade grommet cover to silver, N/C.



Computer Corner, Left 31" Lateral File (H3B handles, lock, full modesty)

Model#	(L)	(B)	(E)	(K)	(R)	(W)	Weight	Cube	Price
MCCD72LF 3L	72"	36"	20"	24"	20"	33"	249	45	\$1,605
MCCD72LF 4L	72"	36"	24"	21"	24"	30"	265	45	\$1,693

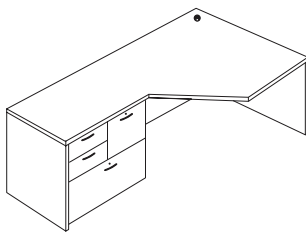
No keyboard tray and worksurface black grommet standard. Upgrade to H3S handles...N/C. Upgrade grommet cover to silver, N/C.



Computer Corner, Right 31" Personal Lateral File (H3B handles, locks, full modesty)

Model#	(L)	(B)	(E)	(K)	(R)	(W)	Weight	Cube	Price
MCCD72PLF 3R	72"	36"	20"	24"	20"	33"	249	45	\$1,803
MCCD72PLF 4R	72"	36"	24"	21"	24"	30"	265	45	\$1,849

No keyboard tray and worksurface black grommet standard. Box drawers do not lock. Upgrade to H3S handles...N/C. Upgrade grommet cover to silver, N/C.

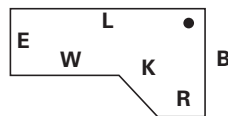


Computer Corner, Left 31" Personal Lateral File (H3B handles, locks, full modesty)

Model#	(L)	(B)	(E)	(K)	(R)	(W)	Weight	Cube	Price
MCCD72PLF 3L	72"	36"	20"	24"	20"	33"	249	45	\$1,803
MCCD72PLF 4L	72"	36"	24"	21"	24"	30"	265	45	\$1,849

No keyboard tray and worksurface black grommet standard. Box drawers do not lock. Upgrade to H3S handles...N/C. Upgrade grommet cover to silver, N/C.

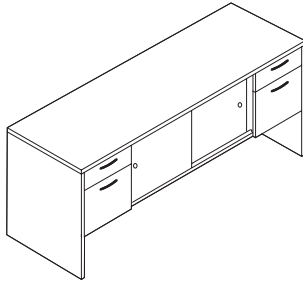
NOTE: Returns with personal lateral file, when ordering with APH1 handles (1) lock is standard.



- "L" Length along approach edge
- "B" Back end panel
- "E" End panel
- "K" Keyboard space
- "R" Return size to attach
- "W" Workarea (kbrd to end)

maverick complete

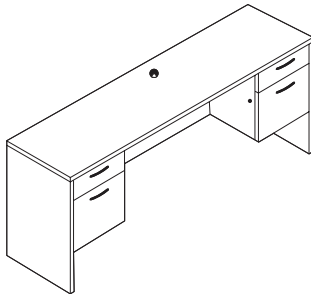
Credenzas



Credenza, Double Pedestal, Box/File Left and Right, Center Storage
(Sliding doors, Full modesty, H3B handles, 2 locks)

Model#	Depth	Width	Height	Weight	Cube	Price
MCC2060 2	20"	60"	29"	230	21	\$1,266
MCC2066 2	20"	66"	29"	240	23	\$1,467
MCC2072 2	20"	72"	29"	250	25	\$1,482
MCC2472 2	24"	72"	29"	270	30	\$1,565

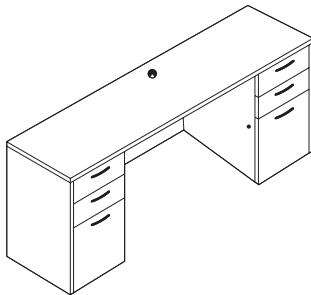
Storage includes one adjustable ¾"-thick shelf.
NOTE: Ped lock is inside doors.



Credenza, Double Pedestal, Box/File Left and Right
(Knee space, Full modesty, H3B handles, 2 locks)

Model#	Depth	Width	Height	Weight	Cube	Price
MCC2060 3	20"	60"	29"	196	21	\$1,272
MCC2066 3	20"	66"	29"	205	23	\$1,484
MCC2072 3	20"	72"	29"	210	25	\$1,506
MCC2472 3	24"	72"	29"	230	30	\$1,541

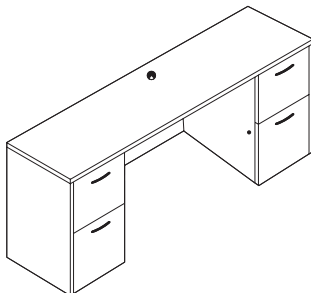
Black grommet center top and modesty. Upgrade grommet cover to silver, N/C.



Credenza, Double Pedestal, Box/Box/File Left and Right
(Knee space, full modesty, H3B handles, 2 locks)

Model#	Depth	Width	Height	Weight	Cube	Price
MCCC2060 3	20"	60"	29"	245	21	\$1,780
MCCC2066 3	20"	66"	29"	255	23	\$1,991
MCCC2072 3	20"	72"	29"	265	25	\$2,012
MCCC2472 3	24"	72"	29"	290	30	\$2,048

Black grommet center top and modesty. Upgrade grommet cover to silver, N/C.



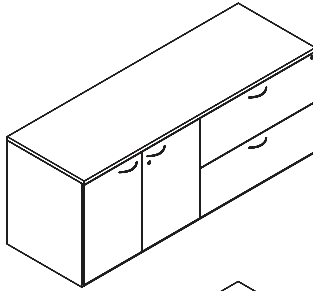
Credenza, Double Pedestal, File/File Left and Right
(Knee space, full modesty, H3B handles, 2 locks)

Model#	Depth	Width	Height	Weight	Cube	Price
MCCD2060 3	20"	60"	29"	245	21	\$1,690
MCCD2066 3	20"	66"	29"	255	23	\$1,902
MCCD2072 3	20"	72"	29"	265	25	\$1,924
MCCD2472 3	24"	72"	29"	290	30	\$1,959

Black grommet center top and modesty. Upgrade grommet cover to silver, N/C.

maverick complete

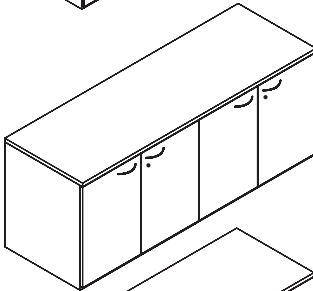
Credenzas



Credenza, Hinged Door Cabinet Left and Lateral File Right (H3B handles, 2 locks)

Model#	Depth	Width	Height	Weight	Cube	Price
MCC2072 9FP	20"	72"	29"	270	30	\$1,985
MCC2472 9FP	24"	72"	29"	290	30	\$2,036

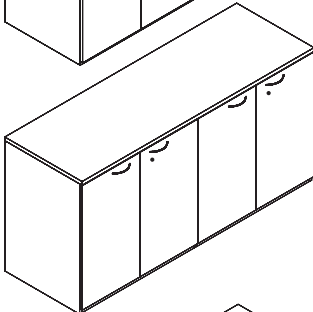
Cabinet includes 1 adjustable shelf $\frac{3}{4}$ " thick.



Credenza, Full Storage (4 full hinged doors, 2 adjustable shelves, H3B handles, 2 locks)

Model#	Depth	Width	Height	Weight	Cube	Price
MCC2048 1FP	20"	48"	29"	155	17	\$1,682
MCC2448 1FP	24"	48"	29"	175	20	\$1,757
MCC2060 1FP	20"	60"	29"	220	21	\$1,785
MCC2066 1FP	20"	66"	29"	240	23	\$1,921
MCC2072 1FP	20"	72"	29"	260	25	\$1,942
MCC2472 1FP	24"	72"	29"	295	30	\$2,092
MCC207236 1FP	20"	72"	36"	238	30	\$2,087
MCC247236 1FP	24"	72"	36"	265	36	\$2,187

Storage includes 1 adjustable shelf $\frac{3}{4}$ " thick per side.



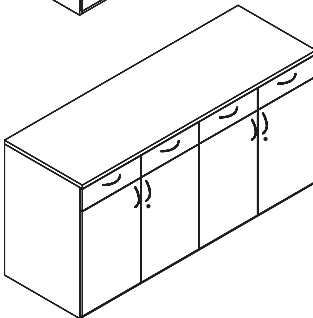
Credenza Buffet, 4 box drawers, 4 full hinged doors (H3B handles, 2 locks doors only)

Model#	Depth	Width	Height	Weight	Cube	Price
MCHDBC2036	20"	36"	36"	220	15	\$1,400
MCHDBC2436	24"	36"	36"	240	18	\$1,513
MCHDBC2060	20"	60"	36"	236	25	\$2,613
MCHDBC2460	24"	60"	36"	261	30	\$2,708
MCHDBC2072	20"	72"	36"	260	30	\$2,625
MCHDBC2472	24"	72"	36"	290	36	\$2,728

Storage includes 1 adjustable shelf $\frac{3}{4}$ " thick per side.

36"W credenza: 2 box drawers, 2 hinged doors, 1 adjustable shelf, 1 lock.

Optional face locks available for box drawers, add MM FL...\$78 each.



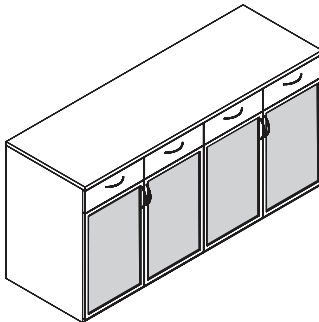
Credenza Buffet, 4 box drawers, 4 hinged glass doors (H3B handles)

Model#	Depth	Width	Height	Weight	Cube	Price
MMHDBC2036G	20"	36"	36"	220	15	\$1,498
MMHDBC2436G	24"	36"	36"	240	18	\$1,606
MCHDBC2072G	20"	72"	36"	240	18	\$3,328
MCHDBC2472G	24"	72"	36"	290	36	\$3,429

Storage includes 1 adjustable shelf $\frac{3}{4}$ " thick per side.

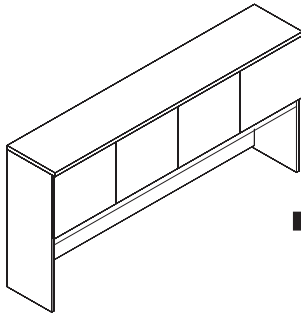
36"W credenza: 2 box drawers & 2 glass doors, 1 adjustable shelf.

Optional face locks available for box drawers, add MM FL...\$78 each. Locks N/A for glass doors.



maverick complete

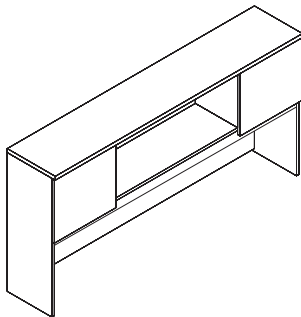
Hutches



Hutch with Doors and Fascia (18" below Fascia)

Model#	Depth	Width	Height	# Doors	Weight	Cube	Price
☞ MCH48 WD	14"	48"	36"	4	130	14	\$1,153
☞ MCH60 WD	14"	60"	36"	4	155	18	\$1,236
☞ MCH66 WD	14"	66"	36"	4	167	20	\$1,333
☞ MCH72 WD	14"	72"	36"	4	179	21	\$1,364
☞ Glass Doors MCH72 WG	14"	72"	36"	4	179	21	\$1,884

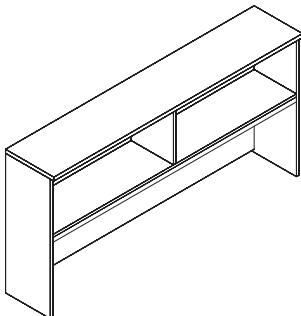
Optional face locks (2 locks required), add MM FL...\$78 each. Glass doors do NOT lock.
 May be upgraded to 42" height, add MM UHH...\$176. Add tasklights and tackboards, see p. 97.
 Ends are 3/4" thick; doors overlay legs but are inset to the 1"-thick top.



Hutch with Fascia, Left and Right Door, Center Opening (18" below Fascia)

Model#	Depth	Width	Height	# Doors	Weight	Cube	Price
MCH60 W2D	14"	60"	36"	2	140	18	\$1,130
MCH66 W2D	14"	66"	36"	2	152	20	\$1,185
MCH72 W2D	14"	72"	36"	2	164	21	\$1,236

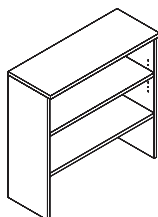
Optional face locks (2 locks required), add MM FL...\$78 each. Doors are same width as open space.
 May be upgraded to 42" height, add MM UHH...\$176. Add tasklights and tackboards, see p. 97.
 Ends are 3/4" thick; doors overlay legs but are inset to the 1"-thick top.



Hutch with Fascia, No Doors (18" below Fascia)

Model#	Depth	Width	Height	Weight	Cube	Price
☞ MCH48 ND	14"	48"	36"	115	14	\$ 869
☞ MCH60 ND	14"	60"	36"	135	18	\$ 899
☞ MCH66 ND	14"	66"	36"	148	20	\$ 968
☞ MCH72 ND	14"	72"	36"	160	21	\$1,056

May be upgraded to 42" height, add MM UHH...\$176. Add tasklights, fascia and tackboards, see p. 97.
 Ends are 3/4" thick; doors overlay legs but are inset to the 1"-thick top.



Bookcase Hutch, Full Back Panel

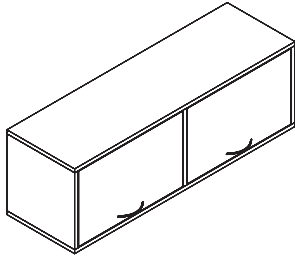
(One adjustable shelf, One fixed shelf, 1"-thick shelves) Bottom Clearance 12"H

Model#	Depth	Width	Height#	Shelves	Weight	Cube	Price
☞ MCBCH31	14"	31"	36"	2	72	11	\$430
☞ MCBCH	14"	36"	36"	2	72	11	\$450

May be upgraded to 42" height, add MMUHH...\$176. 12"H Bottom clearance does not change. See p. 97.
 Ends are 3/4" thick; legs are inset to the 1"-thick top. Width coordinates with lateral files and utility cabinets.

maverick complete

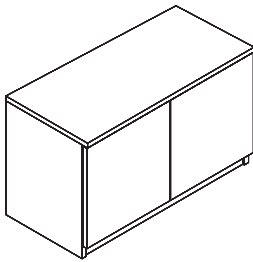
Wall Mount Cabinets



Wall Mount Overhead Cabinet With Flip Doors, H3B handles
(35lb. weight capacity)

Model#	Depth	Width	Height	# of Doors	Weight	Cube	Price
MCCFOHB30	14 3/4"	30"	16"	1	110	7	\$ 920
MCCFOHB36	14 3/4"	36"	16"	1	110	7	\$1,039
MCCFOHB48	14 3/4"	48"	16"	2	110	7	\$1,238

Optional locks (two required on 48"W), add MMFL...\$78 each.
Requires professional installation and must be mounted to wall stud.
35lb. weight capacity.

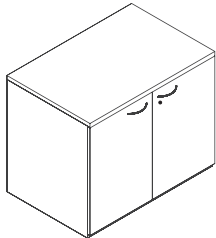


Wall Mount Overhead Cabinet with Hinged Door Overlay, Finger pull, Fascia
(35lb. weight capacity)

Model#	Depth	Width	Height	# of Doors	Weight	Cube	Price
MCCFOHD30	14 3/4"	30"	18 1/2"	2	110	7	\$789
MCCFOHD36	14 3/4"	36"	18 1/2"	2	110	7	\$812
MCCFOHD42	14 3/4"	42"	18 1/2"	2	120	9	\$932
MCCFOHD48	14 3/4"	48"	18 1/2"	4	120	9	\$960

* Wall mount overhead storage includes fascia. Optional handles may be added.
Optional face lock (two required on 42"W and 48"W) MMFL add...\$78 each.
Requires professional installation and must be mounted to wall stud.
35lb. weight capacity.

Storage

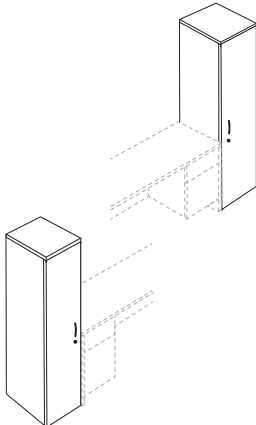


Glass Doors

Hinged Door Utility Cabinet (H3B handle, one 3/4"-thick adjustable shelf, lock)

Model#	Depth	Width	Height	Weight	Cube	Price
MCHDC2036	20"	36"	29"	115	13	\$ 888
MCHDC2042	20"	42"	29"	165	15	\$ 935
MCHDC2436	24"	36"	29"	175	15	\$1,009
MCHDC2442	24"	42"	29"	180	18	\$1,084
MCHDC2436G	24"	36"	29"	175	18	\$1,328

Width coordinates with bookcase hutch. Glass doors do NOT lock.



Single Storage Cabinet, Right (H3B handle, three adjustable 3/4"-thick shelves, lock)

Model#	Depth	Width	Height	Weight	Cube	Price
MCSTS1665R	20"	16"	65"	185	12	\$1,072

Upgrade to H30 Handle...\$61 list each.

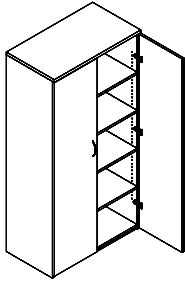
Single Storage Cabinet, Left (H3B handle, three adjustable 3/4"-thick shelves, lock)

Model#	Depth	Width	Height	Weight	Cube	Price
MCSTS1665L	20"	16"	65"	185	12	\$1,072

Upgrade to H30 Handle...\$61 list each.

maverick complete

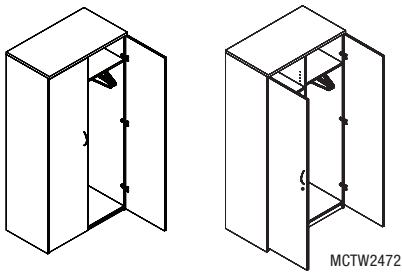
Storage



Double Storage Cabinet (H3B handles, 3/4"-thick adjustable shelves, lock)

Model#	Depth	Width	Height	# Shelves	Weight	Cube	Price
MCST3642	20"	36"	42"	2	208	18	\$1,243
MCST3665	20"	36"	65"	3	290	27	\$1,436
MCST3672	20"	36"	72"	4	370	30	\$1,622
MCST243665	24"	36"	65"	3	290	27	\$1,786
MCST243672	24"	36"	72"	4	370	30	\$1,961

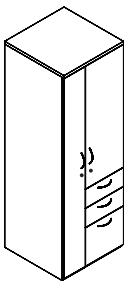
Upgrade to H30 Handle...\$61 list each.



Wardrobe Cabinet (H3B handles, coat rack, one fixed shelf, 1-lock)

Model#	Depth	Width	Height	Weight	Cube	Price
MCWC3665	24"	36"	65"	309	33	\$1,436
MCWC3672	24"	36"	72"	325	36	\$1,622
MCTW2472	24"	36"	72"	286	36	\$2,124

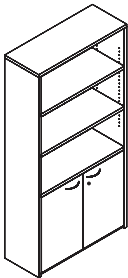
MCTW2472 Includes: Left 4-adjustable shelves, right wardrobe, 2 locks.
Upgrade to H30 Handle...\$61 list each.



Personal Storage Cabinet 2 doors and Box/Box/File Pedestal, 2 adjustable shelves (H3B handles, 3 face locks)

Model#	Depth	Width	Height	Weight	Cube	Price
MCWCP2465	24"	24"	65"	309	22	\$2,296
MCWCP2472	24"	24"	72"	325	24	\$2,459

Coat rack in long compartment. Both doors face lock, pedestal face lock.



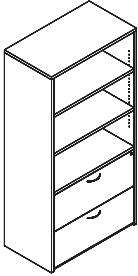
Bookcase with Storage Cabinet (H3B handles, lock, 1"-thick adjustable shelves)

Model#	Depth	Width	Height	# Shelves	Weight	Cube	Price
MCBCD3660	14"	36"	60"	2	135	18	\$1,287
MCBCD3672	14"	36"	72"	3	145	21	\$1,331
MCBCD3684	14"	36"	84"	4	155	25	\$1,518

See available accessories and upgrades, pp. 105-108.

maverick complete


Storage



Bookcase with 36" Wide Lateral File (H3B handles, 1"-thick adjustable shelves, lock)

Model#	Depth	Width	Height	# Shelves	Weight	Cube	Price
MCBCLF3660	20"	36 1/2"	60"	1	224	25	\$1,643
MCBCLF3672	20"	36 1/2"	72"	2	260	30	\$1,726
MCBCLF3684	20"	36 1/2"	84"	3	281	35	\$1,896

Upgrade to H30 Handle...\$61 list each.

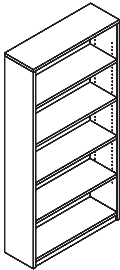


Bookcase with 36" Wide Lateral File & Doors (H3B handles, 1"-thick adjustable shelves, 2 locks)

Model#	Depth	Width	Height	# Shelves	Weight	Cube	Price
MCBCLF3672WD	20"	36 1/2"	72"	2	300	30	\$2,187
MCBCLF3684WD	20"	36 1/2"	84"	3	331	35	\$2,425

Upgrade to H30 Handle...\$61 list each.

Bookcases



Bookcase (1"-thick adjustable shelves)

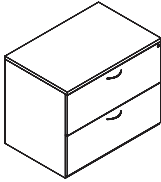
Model#	Depth	Width	Height	# Shelves	Weight	Cube	Price
☞ MCBC3630	12"	36"	29"	1	61	18	\$435
☞ MCBC3648	12"	36"	48"	2	86	12	\$584
☞ MCBC3660	12"	36"	60"	3	107	15	\$704
☞ MCBC3665	12"	36"	65"	3	111	17	\$734
☞ MCBC3672	12"	36"	72"	4	128	18	\$762
☞ MCBC3684	12"	36"	84"	5	137	21	\$951

For additional adjustable shelf, add MMSH1 \$113 ea.

maverick complete

Files

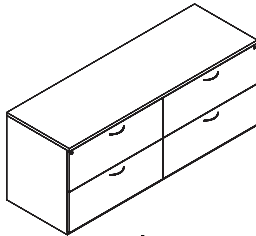
(All drawers are 16"D except vertical files)



2-Drawer Lateral File (H3B handles, anti-tip interlock)

Model#	Depth	Width	Height	Weight	Cube	Price
MCLF2031	20"	31"	29"	135	11	\$ 938
MCLF2431	24"	31"	29"	147	13	\$ 964
☞ MCLF202	20"	36"	29"	160	13	\$1,088
☞ MCLF242	24"	36"	29"	176	15	\$1,133

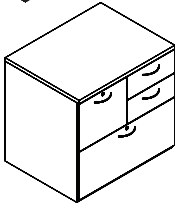
Upgrade to H30 Handle...\$61 each.



4-Drawer Double Lateral File (H3B handles, 2 anti-tip interlock)

Model#	Depth	Width	Height	Weight	Cube	Price
MCLF202+2	20"	72"	29"	330	25	\$1,997
MCLF242+2	24"	72"	29"	335	30	\$2,082

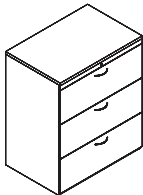
Upgrade to H30 Handle...\$61 each.



Personal Lateral File 31" W (H3B handles, 2 locks)

Model#	Depth	Width	Height	Weight	Cube	Price
MCPLF20	20"	31"	29"	189	11	\$1,114
MCPLF24	24"	31"	29"	205	13	\$1,166

Box drawers do not lock. If ordered APH1 handles (1) lock is standard.



3-Drawer Lateral File (H3B handles, lock) Anti-Tip Interlock

Model#	Depth	Width	Height	Weight	Cube	Price
2⊗ MCLF203	20"	36"	43"	240	18	\$1,706
2⊗ MCLF243	24"	36"	43"	264	22	\$1,774

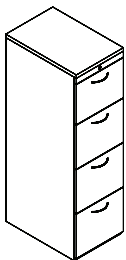
REQUIRES 2⊗ LEAD TIME. Upgrade to H30 handles...\$61 each.



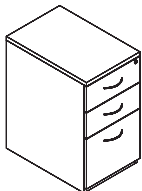
4-Drawer Lateral File (H3B handles, lock) Anti-Tip Interlock

Model#	Depth	Width	Height	Weight	Cube	Price
2⊗ MCLF204	20"	36"	55"	330	23	\$2,184
2⊗ MCLF244	24"	36"	55"	335	28	\$2,282

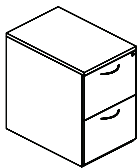
REQUIRES 2⊗ LEAD TIME. Upgrade to H30 handles...\$61 each.



MCVF4



MCVFC



MCVF2

Vertical Files (H3B handles, lock)

Model#	Depth	Width	Height	20"D Drawers	Weight	Cube	Price
☞ MCVF2	24"	16"	29"	2	160	7	\$ 775
☞ MCVFC	24"	16"	29"	3	160	7	\$ 852
MCVF2LGL	24"	19"	29"	2	172	8	\$ 872
2⊗ MCVF4	24"	16"	55"	4	180	7	\$1,619
2⊗ MCVF4LGL	24"	19"	55"	4	190	8	\$1,750


4 Drawer vertical files require 2⊗ LEAD TIME.
Anti-tip interlock is standard on 4-drawer vertical files only.

See available accessories and upgrades, pp. 105-108.

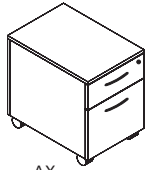
maverick complete

Pedestals - Freestanding

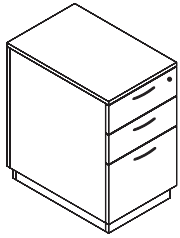
NOTE: Pedestals below cannot be used for Apex series.
Contact us for quote



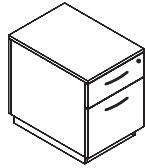
CX




AX



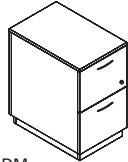
CM



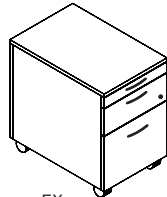
AM



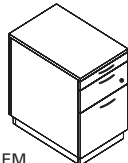
DX



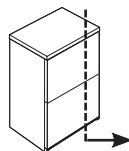
DM



EX



EM



Mobile Pedestal, Box/Box/File or Box/File with Casters (Fully finished, letter size)

Model#	Depth	Width	Height	Drawer Depth	Weight	Cube	Price
MCPED AX	23"	16"	22"	20	56	5	\$696
MCPED AX20	19"	16"	22"	16	56	5	\$685
MCPED CX	23"	16"	27 5/8"	20	90	6	\$831
MCPED CX20	19"	16"	27 5/8"	16	80	6	\$815

Pedestal, Box/Box/File or Box File with Kickbase (Fully finished, letter size, 2 1/2"H kickbase)

Model#	Depth	Width	Height	Drawer Depth	Weight	Cube	Price
MCPED AM	23"	16"	22"	20	50	4	\$696
MCPED AM20	19"	16"	22"	16	50	4	\$685
MCPED CM	23"	16"	27 5/8"	20	90	6	\$831
MCPED CM20	19"	16"	27 5/8"	16	80	6	\$815

One convenience tray (MM BPT) and 1 file bar is provided.

Mobile Pedestal, File/File with Casters (Fully finished, letter size)

Model#	Depth	Width	Height	Drawer Depth	Weight	Cube	Price
MCPED DX	23"	16"	27 5/8"	20	90	6	\$806
MCPED DX20	19"	16"	27 5/8"	16	80	6	\$780

Pedestal, File/File with Kickbase (Fully finished, letter size, 2 1/2"H kickbase)

Model#	Depth	Width	Height	Drawer Depth	Weight	Cube	Price
MCPED DM	23"	16"	27 5/8"	20	90	6	\$806
MCPED DM20	19"	16"	27 5/8"	16	80	6	\$780

2 file bars are provided.

Mobile Pedestal, Pencil/Box/File with Casters (Fully finished, letter size)

Model#	Depth	Width	Height	Drawer Depth	Weight	Cube	Price
MCPED EX	23"	16"	24"	20	90	6	\$831
MCPED EX20	19"	16"	24"	16	80	6	\$790

Pedestal, Pencil/Box/File with Kickbase (Fully finished, letter size, 2 1/2"H kickbase)

Model#	Depth	Width	Height	Drawer Depth	Weight	Cube	Price
MCPED EM	23"	16"	24"	20	90	6	\$806
MCPED EM20	19"	16"	24"	16	80	6	\$790

Locks box/file only. 1 file bar provided.

Upgrade Pedestals from Standard Width to Legal Width

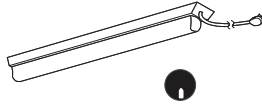
Model#	Depth	Width	Height	Weight	Cube	Price
MM UPEDLGL	no change	19"	no change	128	8	\$99

Depth and height does not change. Option to upgrade is available for all pedestals above.

See available accessories and upgrades, pp. 105-108.

maverick complete

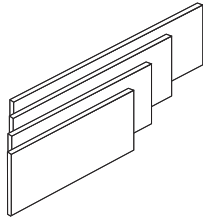
Upgrades and Accessories for Hutches



Tasklight (Black, one light only) One Grommet on Hutch Back Panel

Model#	Depth	Width	Height	Weight	Cube	Price
MC TSKLTX	7/8"	24 1/2"	1 7/8"	2	.1	\$241

72" hutch takes 2 lights. For extra tasklight add MMTSKLT \$192.



Hutch Tackboards

Model#	Depth	Width	Height	Hutch Width	Weight	Cube	Price
MM TKBD30	1"	28"	14 1/4"	36"	9	.5	\$389
MM TKBD36	1"	34"	14 1/4"	42"	9	.5	\$405
MM TKBD42	1"	40"	14 1/4"	48"	12	.6	\$418
MM TKBD48	1"	46"	14 1/4"	54"	12	.6	\$450
MM TKBD54	1"	52"	14 1/4"	60"	15	.7	\$480
MM TKBD60	1"	58"	14 1/4"	66"	17	.8	\$509
MM TKBD66	1"	64"	14 1/4"	72"	19	1	\$545
MM TKBD72	1"	70"	14 1/4"	78"	21	1	\$665
MM TKBD78 (2 pcs)	1"	76"	14 1/4"	84"	23	1	\$740

For COM fabric add \$30/Sq. yd. Required yardage to be provided by customer.
78" width is made in 2 pieces.
For fabric color choice, see inside back cover. For Underground Fabric add 25%

Fabric Chart (Uses Guilford of Maine)

STANDARD FABRICS

Tempest 2120...Zebra 015, Silk 045 **Sprite 2671...**Snow 7040, Linen 7010

Anchorage 2335...Sunshine 2082, Waterfall 2691, Green Apple 2087, Aubergine 2036, Goose 2049, Onyx 2016, Red Delicious 2014

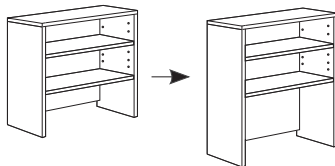
Metro 3077...Storefront 030, Skyscraper 022 **Cape Cod 3073...**Linen 7031, Surf 7062

Metallation 5118...Chrome 1676, Polished Pewter 1678

Cadence 5595...Jade 1441, Turquoise 1442, Opal 1432, Sapphire 1443, Coral 1437

25% UPCHARGE*

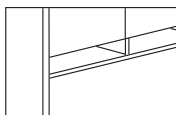
* **Underground 2967...**Champagne 010, Tangerine 070, Azure 050, Ocean 041, Pepper 030, Earth 061



Upgrade Hutch Height from 36"H to 42"H

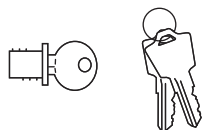
Model#	Price
MM UHH	\$176

Hutches: Doors or shelves do not change, bottom clearance increases by 6".
Bookcase hutch: 12"H bottom clearance does not change.



Hutch Mail Slots (Paper manager) (Decreases clearance under shelf by 5")

Model#	Depth	Width	Height	Weight	Cube	Price
MM HMS	12"	varies	4 3/4"	varies	varies	\$227



Face Lock for Hutch Doors

Model#	Depth	Width	Height	Weight	Cube	Price
MM FL						\$78

1 per set of 2 doors. Hutch with 4 doors takes 2 locks. Glass doors do NOT lock.

maverick complete

Upgrades and Accessories

STANDARD HANDLE OPTIONS



Crescent Black
(MM H3B)



Crescent Silver
(MM H3S)



Elliptical Black
(MM H5B)



Elliptical Silver
(MM H5S)



Crescent Textured Nickel
(MM H6)



Flared Nickel
(MM H7)



Bow Handle
(MM H8)



Curved Handle
(MM H9)



Bar Square Handle
(MM H10)



Bar Handle
(MM H14)

GROMMETS



Grommet

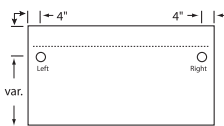
Model#	Color	Depth	Width	Surface Hole Diameter	Price
MM GR234B	Black Plastic	3"	3"	2 3/4"	\$49
MM GR234S	Silver Plastic	3"	3"	2 3/4"	\$49

Grommet Color, Upgrade from Standard Black to Silver

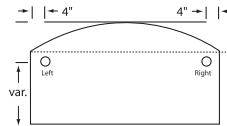
Model#	Color	Depth	Width	Surface Hole Diameter	Price
MM UGR234S	Silver Plastic	3"	3"	2 3/4"	No Charge

GROMMETS LOCATION (WORKSURFACE AND MODESTY)

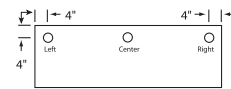
NOTE: While sitting at unit, grommet locations named from left to right.
For grommet location on tops and/or modesty panel specify left, center or right.
No grommets over pedestals.



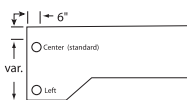
Desks



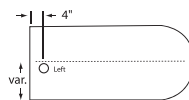
Desks



Credenza, Return,
Bridges



CompuCredenza



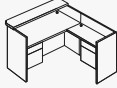
Bullets

Statement of Line

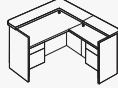
RECEPTION



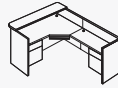
Reception - Single Ped
Single ped, desk only transaction
(RCAS)



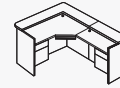
Reception - "L" Shape
Desk transaction counter only
(RCAX)



Reception - "L" Shape
Transaction counter on desk & return
(RCAL)



Reception - "L" Shape Computer
Desk transaction counter only
(RCDX)



Reception - "L" Shape Computer
Transaction counter on desk & return
(RCDL)



Reception - Double Ped
Desk transaction Counter
(RCAD)

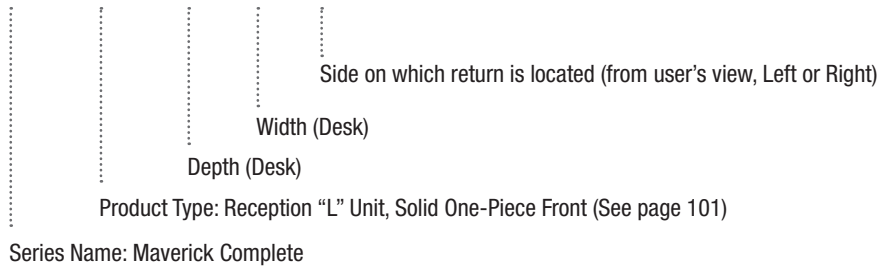
NOTES:

- Before ordering, ensure that the building and room access, including elevators, will accommodate furniture of this size. Use of pin-and-cam construction does facilitate some disassembly.
- Details of front transaction counter vary by series as do pedestals.
- Handles and locks standards vary by series.

How to Order Reception Units

WORKSURFACE UNITS: RECEPTION UNITS

1. Product number: **MC** **RCAL** **36** **72** **L**



2. Specify worksurface finish. See back cover.
3. Specify worksurface edge trim finish. Matching color edge is standard. See back cover.
4. Specify chassis finish. Matching color edge trim is standard. See back cover.
5. Specify handle options. H3B is standard if none specified.
6. Specify other accessories and upgrade options. See pages 104-108.

HANDLE OPTIONS



Crescent Black
(MM H3B)



Crescent Silver
(MM H3S)



Elliptical Black
(MM H5B)



Elliptical Silver
(MM H5S)



Crescent Textured Nickel
(MM H6)



Flared Nickel
(MM H7)



Bow Handle
(MM H8)



Curved Handle
(MM H9)



Bar Square Handle
(MM H10)



Bar Handle
(MM H14)

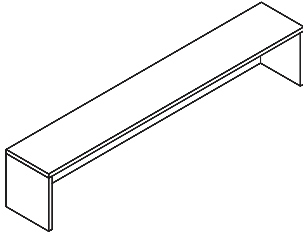


GROGNET

Black grogmet standard where shown. Upgrade to silver color, N/C.

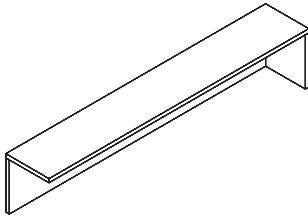
maverick complete

Risers



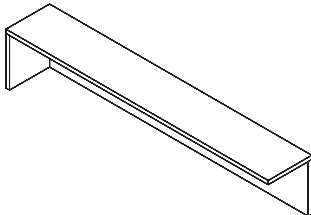
Riser (No approach overhang)

Model#	Depth	Width	Height	Weight	Cube	Price
MMRB36	12"	36"	14"	38	1	\$356
MMRB42	12"	42"	14"	43	2	\$371
MMRB48	12"	48"	14"	47	5	\$400
MMRB60	12"	60"	14"	56	6	\$574
MMRB66	12"	66"	14"	61	7	\$650
MMRB72	12"	72"	14"	65	7	\$725



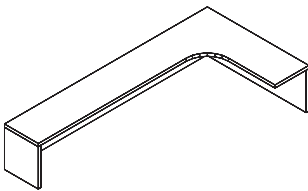
Riser Return, Right (No approach overhang)

Model#	Depth	Width	Height	Weight	Cube	Price
MMRBR36R	12"	36"	14"	32	1	\$356
MMRBR42R	12"	42"	14"	37	2	\$371
MMRBR48R	12"	48"	14"	42	5	\$400
MMRBR54R	12"	54"	14"	47	6	\$485
MMRBR60R	12"	60"	14"	51	6	\$574
MMRBR66R	12"	66"	14"	56	7	\$650
MMRBR72R	12"	72"	14"	60	7	\$725



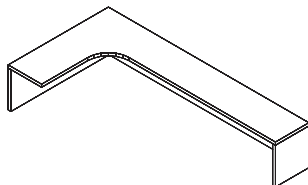
Riser Return, Left (No approach overhang)

Model#	Depth	Width	Height	Weight	Cube	Price
MMRBR36L	12"	36"	14"	32	1	\$356
MMRBR42L	12"	42"	14"	37	2	\$371
MMRBR48L	12"	48"	14"	42	5	\$400
MMRBR54L	12"	54"	14"	47	6	\$485
MMRBR60L	12"	60"	14"	51	6	\$574
MMRBR66L	12"	66"	14"	56	7	\$650
MMRBR72L	12"	72"	14"	60	7	\$725



Riser "L" Shape, Right Return (12" deep, one-piece counter top)

Model#	Depth	Width	Height	Weight	Cube	Price
MMRBL3072R	30"	72"	14"	88	18	\$ 931
MMRBL3672R	36"	72"	14"	92	21	\$1,060



Riser "L" Shape, Left Return (12" deep, one-piece counter top)

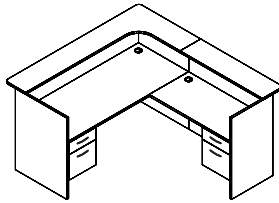
Model#	Depth	Width	Height	Weight	Cube	Price
MMRBL3072L	30"	72"	14"	88	18	\$ 931
MMRBL3672L	36"	72"	14"	92	21	\$1,060

Notes on standard woodgrain directions:

- The front on the bridge or return unit will display the woodgrain running horizontally for 66" or larger
- On other vertical surfaces, the woodgrain runs vertically
- Worksurface woodgrain on bridge for desk runs left-to-right
- The return countertop grain direction coordinates with the desk surface, running from user's side-to-approach side except on 66" to 72" returns

Reception Units - L-Shapes (Desk and Return with Transaction Counters)

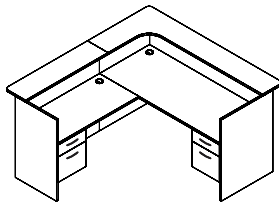
NOTE: Before ordering, ensure that the building and room access, including elevators, will accommodate furniture of this size. Use of pin-and-cam construction does facilitate some reassembly. Upgrade to Full Pedestals, See page 103.



Reception "L" Unit, Solid One-Piece Front, Right Return 24" x 48"
(2 locks, H3B handles, 2 grommets)

Model#	Depth	Width	Height	Weight	Cube	Price
*MRCAL3060R	72"	66"	42"	400	92	\$3,144
MRCAL3072R	84"	78"	42"	435	104	\$3,362
MRCAL3672R	90"	78"	42"	439	115	\$3,488
MRCAL3684R	90"	90"	42"	522	127	\$3,781

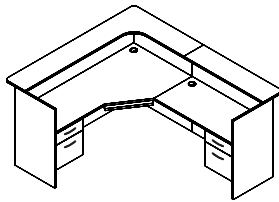
Counter top is 12" deep. Counter top approach overhang is 6". Worksurface black grommets standard. Fan top on approach side of desk counter may be specified at no upcharge, insert F before C (e.g. MCRFCAL3060R). Transaction counter to desktop clearance is 11 3/4". Upgrade grommet cover to silver, N/C.
*MRCAL3060R comes with a 20"x36" right return.



Reception "L" Unit, Solid One-Piece Front, Left Return 24" x 48"
(2 locks, H3B handles, 2 grommets)

Model#	Depth	Width	Height	Weight	Cube	Price
*MRCAL3060L	72"	66"	42"	400	92	\$3,144
MRCAL3072L	84"	78"	42"	435	104	\$3,362
MRCAL3672L	90"	78"	42"	439	115	\$3,488
MRCAL3684L	90"	90"	42"	522	127	\$3,781

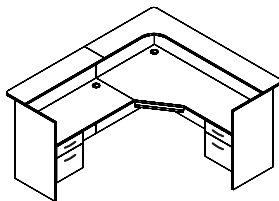
Counter top is 12" deep. Counter top approach overhang is 6". Worksurface black grommets standard. Fan top on approach side of desk counter may be specified at no upcharge, insert F before C (e.g. MCRFCAL3060L). Transaction counter to desktop clearance is 11 3/4". Upgrade grommet cover to silver, N/C.
*MRCAL3060L comes with a 20"x36" left return.



Computer Reception "L" Unit, Solid One-Piece Front, Right Return 24" x 48"
(2 locks, H3B handles, 2 grommets)

Model#	Depth	Width	Height	Weight	Cube	Price
MRCSDL3672R	90"	78"	42"	435	88	\$3,488

Counter top is 12" deep. Counter top approach overhang is 6". Worksurface black grommets and keyboard tray standard. Fan top to approach side of desk counter may be specified at no upcharge, insert F before C (e.g. MCRFCSDL3672R). Transaction counter to desktop clearance is 11 3/4". Upgrade grommet cover to silver, N/C.



Computer Reception "L" Unit, Solid One-Piece Front, Left Return 24" x 48"
(2 locks, H3B handles, 2 grommets)

Model#	Depth	Width	Height	Weight	Cube	Price
MRCSDL3672L	90"	78"	42"	435	88	\$3,488

Counter top is 12" deep. Counter top approach overhang is 6". Worksurface black grommets and keyboard tray standard. Fan top to approach side of desk counter may be specified at no upcharge, insert F before C (e.g. MMRFCSDL3672L). Transaction counter to desktop clearance is 11 3/4". Upgrade grommet cover to silver, N/C.

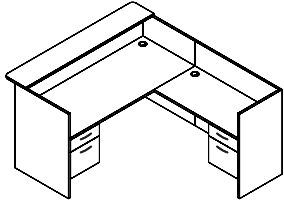
Notes on standard woodgrain directions:

- The one-piece vertical front on the desk of the unit will display the woodgrain running horizontally (except 60")
- On other vertical surfaces, the woodgrain runs vertically
- Worksurface woodgrain on desk runs left-to-right
- The return worksurface grain direction coordinates with the desk surface, running from user's side to the approach side
- Transaction counter woodgrain runs the same direction as the worksurface woodgrain

maverick complete

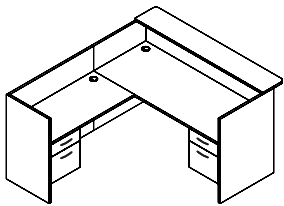
Reception Units - L-Shapes and Reception Desks (Desk-Only Transaction Counter)

NOTE: Before ordering, ensure that the building and room access, including elevators, will accommodate furniture of this size. Use of pin-and-cam construction does facilitate some reassembly. Upgrade to Full Pedestals, See P.103.



Reception "L" Unit, Solid One-Piece Front, Right Return 24" x 48"*
(Desk counter only, 2 locks, H3B handles, 2 grommets)

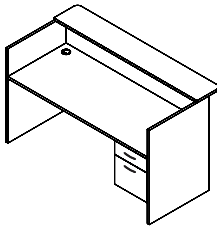
Model#	Depth	Width	Height	Weight	Cube	Price
MCRCA3060R*	72"	60"	42"	390	92	\$2,843
MCRCA3072R	84"	72"	42"	425	92	\$3,014
MCRCA3672R	90"	72"	42"	430	92	\$3,337



Reception "L" Unit, Solid One-Piece Front, Left Return 24" x 48"*
(Desk counter only, 2 locks, H3B handles, 2 grommets)

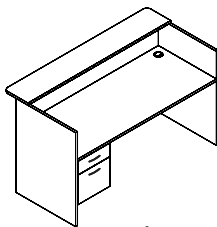
Model#	Depth	Width	Height	Weight	Cube	Price
MCRCA3060L*	72"	60"	42"	390	92	\$2,843
MCRCA3072L	84"	72"	42"	425	92	\$3,014
MCRCA3672L	90"	72"	42"	430	92	\$3,337

Counter top is 12" deep. Counter top approach overhang is 6". Worksurface black grommets standard. Fan top on approach side of desk counter may be specified at no upcharge, insert F before C (e.g. MMRFCAX3060R) Transaction counter to desktop clearance is 11 3/4". *MMRCA3060 comes with a 20" x 36" return. Upgrade grommet cover to silver, N/C.



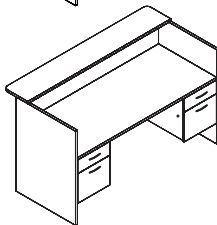
Reception Single Pedestal Desk, BF Right
(Desk counter only, lock, H3B handles, left grommet)

Model#	Depth	Width	Height	Weight	Cube	Price
MRCAS3060R	36"	60"	42"	232	53	\$1,938
MRCAS3072R	36"	72"	42"	250	63	\$2,066



Reception Single Pedestal Desk, BF Left
(Desk counter only, lock, H3B handles, right grommet)

Model#	Depth	Width	Height	Weight	Cube	Price
MRCAS3060L	36"	60"	42"	232	53	\$1,938
MRCAS3072L	36"	72"	42"	250	63	\$2,066



Reception Double Pedestal Desk, Left & Right BF (Desk counter only, no grommet)

Model#	Depth	Width	Height	Weight	Cube	Price
MRCAD3072	36"	72"	42"	250	63	\$2,380

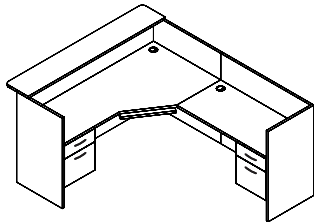
Counter top is 12" deep. Counter top approach overhang is 6". Worksurface black grommets standard. Fan top on approach side of desk counter may be specified at no upcharge, insert F before C (e.g. MMRFCAS3060R) Transaction counter to desktop clearance is 11 3/4". Upgrade grommet cover to silver, N/C.

Notes on standard woodgrain directions:

- The one-piece vertical front on the desk of the unit will display the woodgrain running horizontally (except 60")
- On other vertical surfaces, the woodgrain runs vertically
- Worksurface woodgrain on desk runs left-to-right
- The return worksurface grain direction coordinates with the desk surface, running from user's side to the approach side
- Transaction counter woodgrain runs the same direction as the worksurface woodgrain

Reception Units - Computer L-Shapes Desks and Return (Desk-Only Transaction Counter)

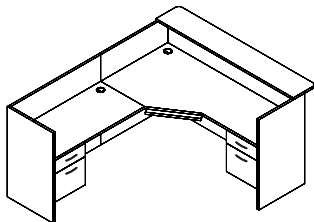
NOTE: Before ordering, ensure that the building and room access, including elevators, will accommodate furniture of this size. Use of pin-and-cam construction does facilitate some reassembly. Upgrade to Full Pedestals, See below.



Computer Reception "L" Unit, Solid One-Piece Front, Right Return 24" x 48"
(2 locks, H3B handles, 2 grommets)

Model#	Depth	Width	Height	Weight	Cube	Price
MCRCDX3672R	90"	72"	42"	425	88	\$3,123


Counter top is 12" deep. Counter top approach overhang is 6". Worksurface black grommets and keyboard tray standard. Fan top on approach side of desk counter may be specified at no upcharge, insert F before C (e.g. MCRFCDX3672R). Desk counter only.
Transaction counter-to-desktop clearance is 11 3/4". Upgrade grommet cover to silver, N/C.



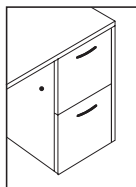
Computer Reception "L" Unit, Solid One-Piece Front, Left Return 24" x 48"
(2 locks, H3B handles, 2 grommets)

Model#	Depth	Width	Height	Weight	Cube	Price
MCRCDX3672L	90"	72"	42"	425	88	\$3,123

Counter top is 12" deep. Counter top approach overhang is 6". Worksurface black grommets and keyboard tray standard. Fan top on approach side of desk counter may be specified at no upcharge, insert F before C (e.g. MCRFCDX3672L). Desk counter only.
Transaction counter-to-desktop clearance is 11 3/4". Upgrade grommet cover to silver, N/C.



MCUPEDC



MCUPEDD

Upgrade to Full Pedestals (Pedestal upgrade for receptions only)

Model#	Depth	Width	Height	Weight	Cube	Price
MCUPEDC	19"	15 3/4"	25 3/16"	75	6	\$299 ea.
	(Upgrade from BF to BBF)					
MCUPEDD	19"	15 3/4"	25 3/16"	75	6	\$257 ea.
	(Upgrade from BF to BBF)					

Notes on standard woodgrain directions:

- The one-piece vertical front on the desk of the unit will display the woodgrain running horizontally (except 60")
- On other vertical surfaces, the woodgrain runs vertically
- Worksurface woodgrain on desk runs left-to-right
- The return worksurface grain direction coordinates with the desk surface, running from user's side to the approach side
- Transaction counter woodgrain runs the same direction as the worksurface woodgrain

maverick complete

STANDARD HANDLE OPTIONS FOR RECEPTION UNITS



Crescent Black
(MM H3B)



Crescent Silver
(MM H3S)



Elliptical Black
(MM H5B)



Elliptical Silver
(MM H5S)



Crescent Textured Nickel
(MM H6)



Flared Nickel
(MM H7)



Bow Handle
(MM H8)



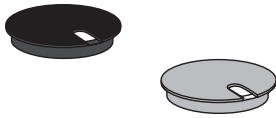
Curved Handle
(MM H9)



Bar Square Handle
(MM H10)

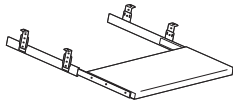


Bar Handle
(MM H14)



Upgrade Grommet Color from Standard Black to Silver

Model#	Color	Depth	Width	Surface Hole Diameter	Price
MM UGR234	Silver Plastic	3"	3"	2 3/4"	No Charge



Keyboard Tray, Rollout (Specify laminate color)

Model#	Depth	Width	Height	Weight	Cube	Price
MM KB	16"	21"	3"	10	.5	\$135

maverick complete

Accessories

Specify standard handle selection no charge, H3B-H10 & H14.
For H11, H30 and APH1 handles charges apply, see below



Crescent Handle, Metal - Black or Silver Finish

Model#	Hole Center	Width	Color	Price
☞ MM H3B	5"	5 3/4"	Black	N/C
☞ MM H3S	5"	5 3/4"	Silver	N/C

Elliptical Handle, Metal - Black or Silver Finish

Model#	Hole Center	Width	Color	Price
☞ MM H5B	5"	6 3/4"	Black	N/C
☞ MM H5S	5"	6 3/4"	Silver	N/C

Crescent Textured Nickel Handle, Metal - Silver Finish

Model#	Hole Center	Width	Price
☞ MM H6	5"	6 1/4"	N/C

Flared Nickel Handle, Metal - Silver Finish

Model#	Hole Center	Width	Price
☞ MM H7	5"	6 1/4"	N/C

Bow Handle, Silver Finish

Model#	Hole Center	Width	Price
☞ MM H8	5"	6 1/8"	N/C

Curved Handle, Silver Finish

Model#	Hole Center	Width	Price
☞ MM H9	5"	6 1/2"	N/C

Bar Square Handle, Silver Finish

Model#	Hole Center	Width	Price
☞ MM H10	5"	5 3/8"	N/C
MM H11	11"	11 3/8"	\$61/ea.

MM H11 handles full upgrade charges apply.

Bar Handle, Silver Finish

Model#	Hole Center	Width	Price
☞ MM H14	11"	14"	N/C
MM H30*	27"	30"	\$61/ea.

MM H30* handles DO NOT fit on pedestal drawers or hutch doors. Full upgrade charges apply for MM H30.


Curved Edge Handle, Brushed Aluminum Finish

Model#	Hole Center	Width	Price
APH1	1 5/8"	7 7/8"	\$55/ea.

Extends ☞ lead time. Full upgrade charges apply.
When ordering APH1 handles for personal lateral files (1) lock is standard, locks file and lateral file only.

maverick complete

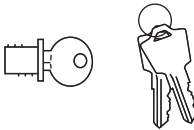
Accessories and Upgrades



Pedestal Lock (Mounted on side of pedestal)

Model#	Description	Price
MM PL	Side pedestal lock	\$78

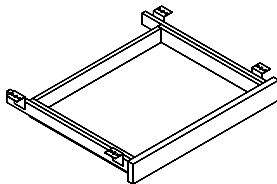
For **freestanding pedestals**, specify left or right side pedestal lock installation. Lock numbers are randomly assigned, key alike must be specify. No charge.



Face Lock

Model#	Description	Price
MM FL	Face lock for TFM doors or center drawers	\$ 78
MM FFL	Full face lock for pedestals	\$156

MMFL: 1 per set of 2 doors. Hutch with 4 doors requires 2 locks.
MMFLL: For B/F, F/F & BBF Pedestals.
Lock numbers are randomly assigned, key alike must be specify. No charge.



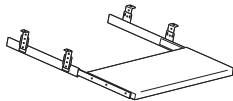
Center Drawer (9-ply birch wood drawer interior, specify front laminate color)

Model#	Depth	Width	Height	Weight	Cube	Price
MM CD	16"	21"	2 1/2"	12	.5	\$148



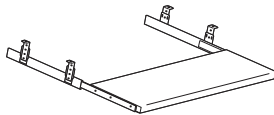
Box Drawer Convenience Tray, Black (Insets to box drawer)

Model#	Depth	Width	Height	Weight	Cube	Price
MM BPT	5 1/2"	12"	1"	1	.5	\$28



Keyboard Tray, Rollout (Specify laminate color)

Model#	Depth	Width	Height	Weight	Cube	Price
MM KB	16"	21"	3"	10	.5	\$135

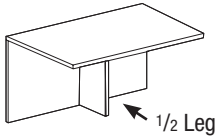


Oversize Keyboard Tray, Rollout (Specify laminate color)

Model#	Depth	Width	Height	Weight	Cube	Price
MM KBLG	16"	28"	3"	12	.5	\$199

maverick complete

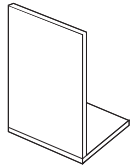
Accessories and Upgrades



Half-Leg Support with Leveler (Add to long pieces for support)

Model#	Depth	Width	Height	Weight	Cube	Price
MM SPT	12"	1"	28"	11	3	\$113

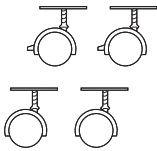
Support leg can also be used to create freestanding returns. Specify location left or right 1/2 leg.



CPU Section (CPU1 for 3/4" Height Ped, CPU2 for Full Height Ped)

Model#	Depth	Width	Height	Weight	Cube	Price
MM CPU1	16"	10"	18 3/4"	15	2	\$113
MM CPU2	16"	10"	27 5/8"	18	3	\$142

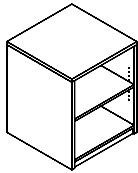
Specify left or right mount. Add to desk, return or credenza.



Casters, Set of Four (Two locking, two non-locking. For stands & HDC only)

Model#	Height	Price
MM CAS	2 1/2"	\$99

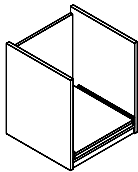
Height increases by 2 1/2" H.



Printer Stand (Adjustable shelf, two back openings)

Model#	Depth	Width	Height	Weight	Cube	Price
MM PS2424	24"	24"	29"	65	10	\$579

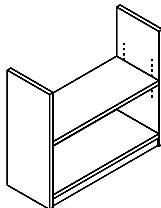
For casters, add MMCAS \$99. Increases Height by 2 1/2" H.



Printer Shelf with Roll-Out Shelf (Add to desk, return or credenza, each)

Model#	Depth	Width	Height	Weight	Cube	Price
MM PSS	22"	24"	28"	53	10	\$375

Rollout shelf is installed 1" clear from bottom.



Bookcase Section (One adjustable shelf. Add to bridge or return shell)

Model#	Depth	Width	Height	Weight	Cube	Price
MM BCS	12"	32"	28"	varies	varies	\$261

No back panel.

maverick complete

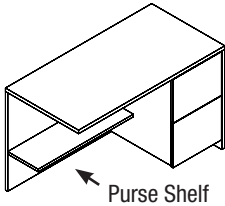
Accessories and Upgrades



Additional Adjustable Shelf for Bookcases (1"-thick standard, with shelf pins)

Model#	Depth	Width	Height	Weight	Cube	Price
MM SH1	11 1/16"	33 3/4"	1"	13	.5	\$113

Fits standard bookcases.



Purse Shelf (Add to desk, return or credenza)

Model#	Depth	Width	Height	Weight	Cube	Price
MM PS	10"	varies	3/4"	varies	varies	\$113

Standard Cuts and Reprogramming Charges (Extends lead time)

Model#	Maverick Series Only	Price
MM CUT1	Height or Width or Depth, 90° Cut on 90° Pieces	\$ 99
MM CUT2	Two Dimensions, 90° Cuts on 90° Pieces	\$155
MM CUT3	Program Charge	\$155

For Maverick Complete cut charges items only.

Cut Charges

HPL Tops, with Standard Color 2MM Edge Band (Maverick standard colors only. Extends lead time)

Model#	Standard Maverick Colors	Price
MM HPLM	Matte High Pressure Laminate Top Only, 2MM Edge Band	15%
MM HPLG	Gloss High Pressure Laminate Top Only, 2MM Edge Band	25%

For custom HPL color laminates, please submit quote.
Maverick does not guarantee delamination from sun exposure.

High Pressure Laminate

Cartoning Charges (Extends leadtime)

Model#	Price	
MM CAR4	Pallet Cartoning (Corner & edge protectors w/bubble/shrink wrap, place in carton, strap to pallet)	25%

Carton

vista series



Styling that preserves an elegant presence and provides a full array of storage. Available in our 20 standard colors.

Features

Vista series is standard with full locking pedestals, full modesty panel and grommets on credenzas, bridges and returns. The desk has an arched full modesty panel with the choice of metallic colors. Hutch has overlay doors and arched fascia with paper sorter slots.

Edge Profile



Side View



vista series

15
DAYS Lead Time

Product Specifications

Colors

- 20 standard colors are available
- See color chart for upcharge information

Top / Worksurfaces

- 1" TFM (Thermally Fused Melamine) on industrial quality (45 lb.) particleboard
- 2 mm thermally-fused PVC edge banding
- Metal-to-metal connection fittings are installed for bridges and returns
- Wood grain direction on tops of bridges and return runs from user side to approach side to coordinate with main unit tops

Chassis Construction

- TFM (Thermally Fused Melamine) chassis fastened by screws, steel brackets, and/or concealed fasteners
- Full pedestal is standard
- Full height modesty panel is standard on all, with arch accent on all desks and on double-pedestal credenzas
- Select modesty color from five metallic HPL choices or select chassis-matching or contrasting standard color TFM at no upcharge for most desks
- 1" -thick end panels on desks and credenzas
- Visible edges are edged with 2 mm thermally-fused PVC edge banding
- Adjustable leveling glides on all units designed to set on the floor
- Hutches for Vista Series are designed to fit Vista Series ONLY and feature full overlay doors, arch accent and paper sorter
- Product heights are coordinated to facilitate matching at 72 inches
- Standard woodgrain direction on the modesty of hutches and credenzas is horizontal

Drawer Interiors

- 9-ply Birch wood drawers

Drawer Suspension, Construction and Doors

- File and box drawers have full-extension, progressive-action slides with precision steel ball bearings
- Heavy duty file rods in file drawers
- The overlay drawer fronts and doors are provided with customer's choice of handles standard (except for hutch)
- The overlay doors of the hutch feature a recessed finger pull. Optional handles may be added
- Each desk is provided with one box drawer convenience tray. See page 128 for optional additional trays for other units
- Optional glass doors available

Cord Management

- Black grommets are standard on worksurface and modesty of computer units, returns and credenzas. Hutches feature two rectangular black grommets on the back. Silver grommet cover upgrade is available at N/C
- Optional grommets available

Locks

- Standard on all except storage credenza, (VSCE2472BSB), and hutches. Optional locks available
- Black or silver, removable cores are standard for all locks
- Pedestal key numbers are randomly assigned to all locking pedestals, except that double pedestal units will be keyed alike
- Key alike may be specified at no additional charge
- Master keys and keyed-alike combinations are available

Disclaimer: Dimensions assigned in this price list are nominal. If exact measurements are required, the requirement must be specified in the order and specifically acknowledged by Maverick. Maverick reserves the right to change construction details and standards without notification, if necessary.

How to Order Vista Series

WORKSURFACE UNITS: DESK, CREDENZAS AND RETURNS

1. Product number: **VS DF 36 72 BB**

Pedestal Options (First letter is left side; second is right side, user's view)

Width

Depth

Product Type: Fan Top Desk (See page 116)

Series Name: Vista

2. Specify Worksurface Finish. Matching color edge is standard.
3. Specify Drawer or Door Front Finish (Matching color edge band is standard). For two colors...Add \$99 list.
4. Specify Chassis Finish. Matching color edge banding is standard.
5. Specify Handle Options. Choice of handle is standard (except hutch).
6. Specify Modesty Color. Same as chassis is standard.
7. Specify Other Accessories or Upgrades. See pages 126-128.

STANDARD HANDLE OPTIONS



Crescent Black
(MM H3B)



Crescent Silver
(MM H3S)



Elliptical Black
(MM H5B)



Elliptical Silver
(MM H5S)



Crescent Textured Nickel
(MM H6)



Flared Nickel
(MM H7)



Bow Handle
(MM H8)



Curved Handle
(MM H9)



Bar Square Handle
(MM H10)



Bar Handle
(MM H14)

IMPORTANT NOTE: Choice of handle is standard (except hutch). See page 127 for additional handle options and prices.

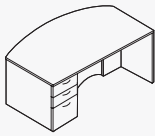
vista series

How to Order Vista Series (continued)

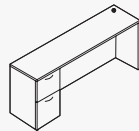
MODESTY COLORS (See page 126)

- VS MOD1 - Same as Chassis
- VS MOD2 - Other Standard Color (TFL)
- VS MOD4 - Pewter Brush
- VS MOD5 - Silver Matte
- VS MOD6 - Brushed Aluminum
- VS MOD7 - Aluminum Dots

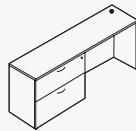
PEDESTAL/BASE OPTIONS



Full Pedestal
(box/box/file) (B)



Full Pedestal
(file/file) (F)



Lateral File
Pedestal (L)

GROMMETS (WORKSURFACE)

Black grommet is standard where shown. Upgrade to silver color, N/C.

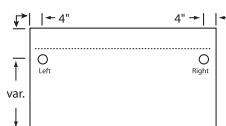


HUTCH GROMMET (Back Panel)

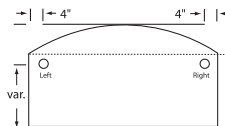


GROMMET (WORKSURFACE AND MODESTY)

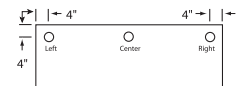
NOTE: While sitting at unit, grommet locations named from left to right. For grommet location on tops and/or modesty panel specify left, center or right. No grommets over pedestals.



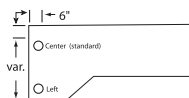
Desks



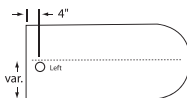
Desks



Credenza, Return, Bridges



CompuCredenza

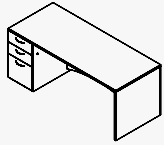


Bullets

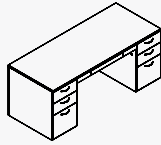
vista series

Statement of Line

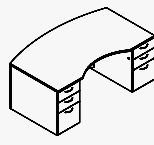
DESK



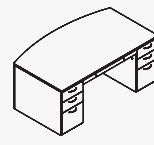
Desk - Rect. sgl. ped.
(DE___BX)



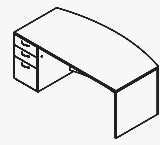
Desk - Rect. dbl. ped.
(DE___BB)



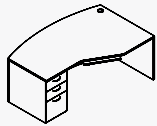
Desk Fan Top - Center cutout
(DC___BB)



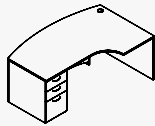
Desk Fan Top - Dbl. ped.
(DF___BB)



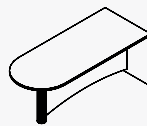
Desk Fan Top - Sgl. ped.
(DFF___BX)



Fan Top Comp. Desk Angled - Sgl. ped.
(CDF)

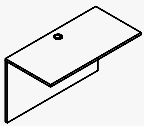


Fan Top Comp. Desk Curved - Sgl. ped.
(CDFQ)



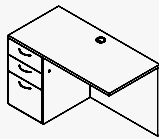
Desk - Bullet
(DB)

BRIDGE

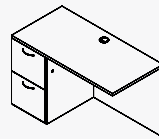


Return - Bridge
(RB)

RETURNS

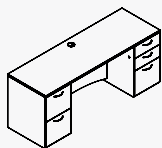


Return - Box/box/file
(RL___BX)

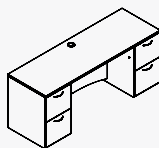


Return - File/file
(RL___FX)

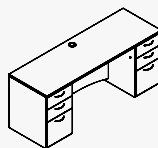
CREDENZAS



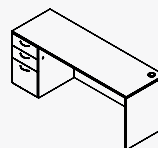
Credenza - Dbl. ped.
(CE___FB)



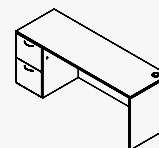
Credenza - Dbl. ped.
(CE___FF)



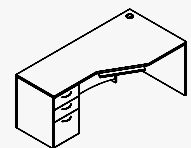
Credenza - Dbl. ped.
(CE___BB)



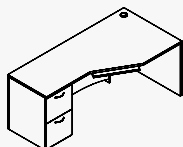
Credenza - Sgl. ped.
(CE___BX)



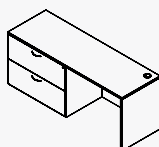
Credenza - Sgl. ped.
(CE___FX)



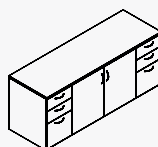
Corner Credenza - Sgl. ped.
(CL___BX)



Corner Credenza - Sgl. ped.
(CL___FX)



Credenza - Sgl. lateral
(CE___LX)

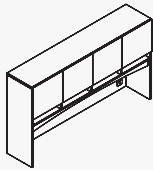


Credenza - Storage
(CE___BSB)

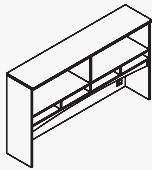
vista series

Statement of Line

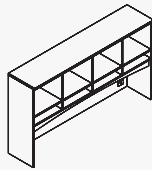
HUTCHES



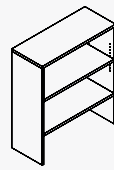
Hutch - With doors
(HD)



Hutch - For glass
(H_ND4)

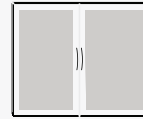


Hutch - For glass
(H_ND2)

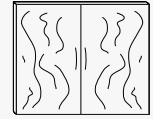


Hutch Bookcase
(HB)

DOORS

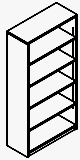


Doors - Glass with silver vinyl wrapped frame
(VW15/VW30/VW52)
No handles on VW15

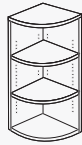


Doors - Wood (TFM)
(WD15/WD30/WD52)

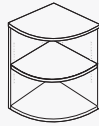
BOOKCASES



Bookcase
(BC)

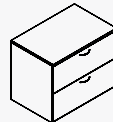


Corner Bookcase - Upper
(BRR)



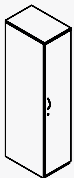
Corner Bookcase - Lower
(BRR)

FILING

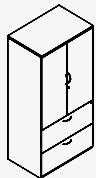


Lateral File
(L2)

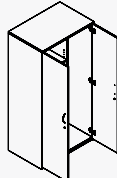
STORAGE



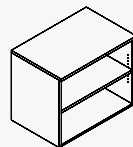
Storage - Single tower
(TR)



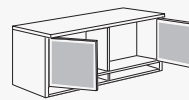
Storage - Double Tower
(TD)



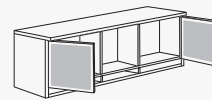
Storage - Wardrobe
(TW)



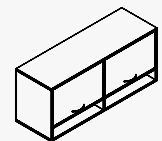
Utility Cabinet - For glass or TFM doors
(HDC)



Cabinets- Wallmount
(CFOHG36)

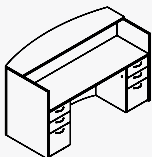


Cabinets- Wallmount
(CFOHG48)

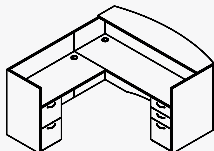


Cabinet- Wallmount
(CFOHB)

RECEPTION



Reception
(CAD)

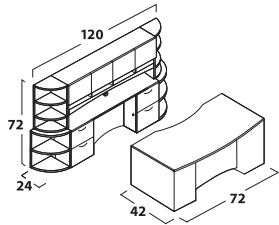


Reception
(RCAX)

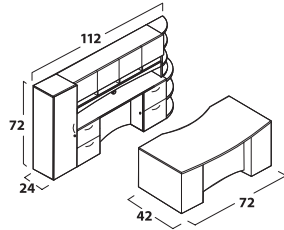
vista series

Configurations - All are available for

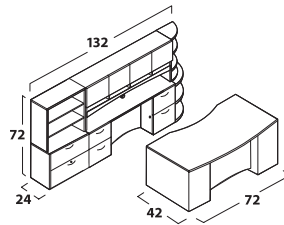
15
DAYS



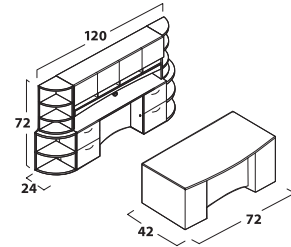
VS1	
1 VSDC4272BB	\$2,363
1 VSCE2472FF	\$1,875
1 VSHD1672	\$1,769
1 VSBRL1542	\$502
1 VSBRR1542	\$502
1 VSBRL2430	\$650
1 VSBRR2430	\$650
\$8,311	



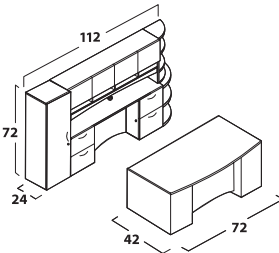
VS2	
1 VSDC4272BB	\$2,363
1 VSCE2472FF	\$1,875
1 VSHD1672	\$1,769
1 VSBRR1542	\$502
1 VSBRR2430	\$650
1 VSTL2472	\$1,090
\$8,249	



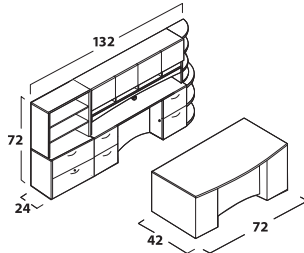
VS3	
1 VSDC4272BB	\$2,363
1 VSCE2472FF	\$1,875
1 VSHD1672	\$1,769
1 VSBRR1542	\$502
1 VSBRR2430	\$650
1 VSL22436L	\$991
1 VSHB1542	\$630
\$8,780	



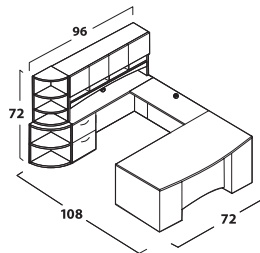
VS4	
1 VSDC4272BB	\$2,442
1 VSCE2472FF	\$1,875
1 VSHD1672	\$1,769
1 VSBRL1542	\$502
1 VSBRR1542	\$502
1 VSBRR2430	\$650
1 VSBRL2430	\$650
1 VSBRR2430	\$650
\$8,390	



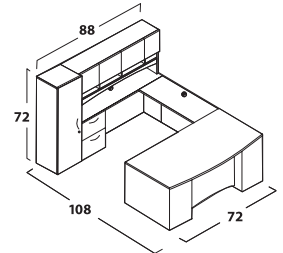
VS5	
1 VSDC4272BB	\$2,442
1 VSCE2472FF	\$1,875
1 VSHD1672	\$1,769
1 VSBRR1542	\$502
1 VSBRR2430	\$650
1 VSTL2472	\$1,090
\$8,328	



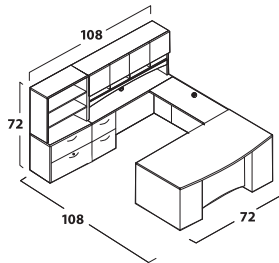
VS6	
1 VSDC4272BB	\$2,442
1 VSCE2472FF	\$1,875
1 VSHD1672	\$1,769
1 VSBRR1542	\$502
1 VSBRR2430	\$650
1 VSL22436L	\$991
1 VSHB1542	\$630
\$8,859	



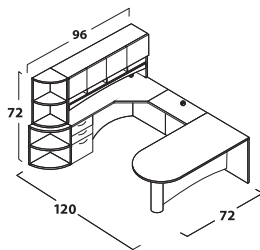
VS7L	
1 VSCE2472FX	\$1,436
1 VSHD1672	\$1,769
1 VSRB2448	\$489
1 VSDC3672XB	\$1,718
1 VSBRL1542	\$502
1 VSBRL2430	\$650
\$6,564	



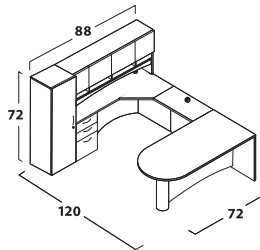
VS8L	
1 VSCE2472FX	\$1,436
1 VSHD1672	\$1,769
1 VSRB2448	\$489
1 VSDC3672XB	\$1,718
1 VSTL2472	\$1,090
\$6,502	



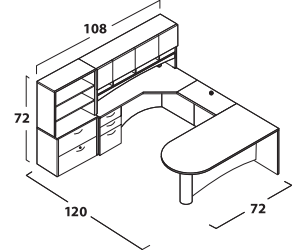
VS9L	
1 VSCE2472FX	\$1,436
1 VSHD1672	\$1,769
1 VSRB2448	\$489
1 VSDC3672XB	\$1,718
1 VSL22436L	\$991
1 VSHB1542	\$630
\$7,033	



VS10L	
1 VSCL2472BX	\$1,656
1 VSHD1672	\$1,769
1 VSRB2448	\$489
1 VSDBL3672	\$1,182
1 VSBRL1542	\$502
1 VSBRL2430	\$650
\$6,248	



VS11L	
1 VSCL2472BX	\$1,656
1 VSHD1672	\$1,769
1 VSRB2448	\$489
1 VSDBL3672	\$1,182
1 VSTL2472	\$1,090
\$6,186	



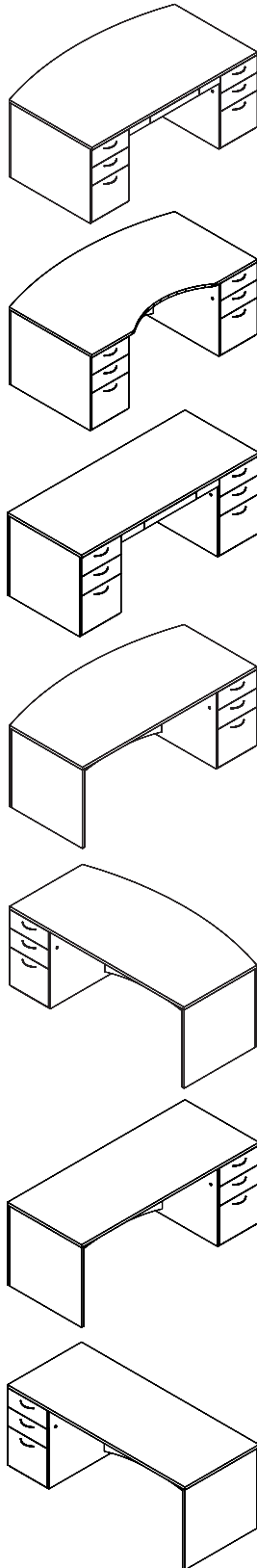
VS12L	
1 VSCL2472BX	\$1,656
1 VSHD1672	\$1,769
1 VSRB2448	\$489
1 VSDBL3672	\$1,182
1 VSL22436L	\$991
1 VSHB1542	\$630
\$6,717	

Use "R" or "L" to indicate the position of the return or bridge. Configurations are a small sample of total available.

Vista Series

vista series

Desks



Double Pedestal Fan Top Desk, Box/Box/File Left & Right (Center drawer) Full Modesty, Lock & Handles

Model#	Depth	Width	Height	Weight	Cube	Price
VSDF3672BB	30-36"	72"	29"	332	45	\$2,108
VSDF4272BB	36-42"	72"	29"	342	52	\$2,442

Add modesty color option, no charge, p. 126.

Double Pedestal Fan Top Desk, Center Cutout, Box/Box/File, Left & Right, Full Modesty, Lock & Handles

Model#	Depth	Width	Height	Weight	Cube	Price
VSDC4272BB	36-42"	72"	29"	332	52	\$2,363

Add modesty color option, no charge, p. 126.

Double Pedestal Desk, Box/Box/File, Left & Right (Center drawer) Full Modesty, Lock & Handles

Model#	Depth	Width	Height	Weight	Cube	Price
VSDE3060BB	30"	60"	29"	267	38	\$1,876
VSDE3072BB	30"	72"	29"	277	45	\$2,017
VSDE3672BB	36"	72"	29"	287	52	\$2,059

Add modesty color option, no charge, p. 126.

Single Pedestal Fan Top Desk, Box/Box/File Right, Full Modesty, Lock & Handles

Model#	Depth	Width	Height	Weight	Cube	Price
VSDF3672XB	30-36"	72"	29"	277	45	\$1,718
VSDF4272XB	36-42"	72"	29"	287	52	\$1,763

Add modesty color option, no charge, p. 126.

Single Pedestal Fan Top Desk, Box/Box/File Left, Full Modesty, Lock & Handles

Model#	Depth	Width	Height	Weight	Cube	Price
VSDF3672BX	30-36"	72"	29"	277	45	\$1,718
VSDF4272BX	36-42"	72"	29"	287	52	\$1,763

Add modesty color option, no charge, p. 126.

Single Pedestal Desk, Box/Box/File Right, Full Modesty, Lock & Handles

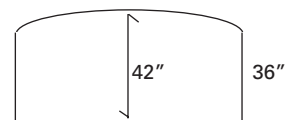
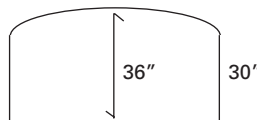
Model#	Depth	Width	Height	Weight	Cube	Price
VSDE3060XB	30"	60"	29"	267	38	\$1,273
VSDE3072XB	30"	72"	29"	277	45	\$1,401
VSDE3672XB	36"	72"	29"	287	52	\$1,423

Add modesty color option, no charge, p. 126.

Single Pedestal Desk, Box/Box/File Left, Full Modesty, Lock & Handles

Model#	Depth	Width	Height	Weight	Cube	Price
VSDE3060BX	30"	60"	29"	267	38	\$1,273
VSDE3072BX	30"	72"	29"	277	45	\$1,401
VSDE3672BX	36"	72"	29"	287	52	\$1,423

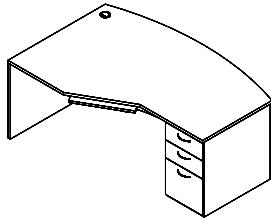
Add modesty color option, no charge, p. 126.



See available accessories, pp. 126-128.

vista series

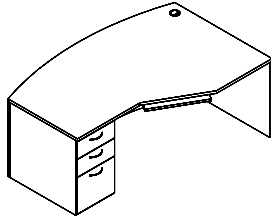
Desks



Fan Top Computer Desk, Box/Box/File Pedestal Right (Inset full modesty)
Lock & Handles

Model#	(L)	(B)	(E)	(K)	(R)	(W)	Weight	Cube	Price
VSCDF72 9R	72"	42"+ 30"	30"	24"	24"	27"	295	60	\$2,040

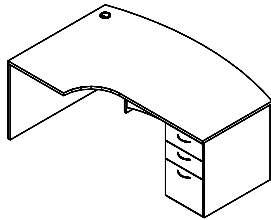
Keyboard tray, worksurface black grommet is standard.
Add modesty color option, no charge, see p. 126. Upgrade grommet cover to silver, N/C.



Fan Top Computer Desk, Box/Box/File Pedestal Left (Inset full modesty)
Lock & Handles

Model#	(L)	(B)	(E)	(K)	(R)	(W)	Weight	Cube	Price
VSCDF72 9L	72"	42"+ 30"	30"	24"	24"	27"	295	60	\$2,040

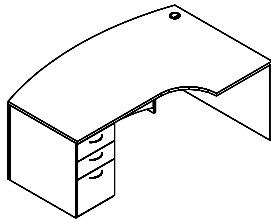
Keyboard tray, worksurface black grommet is standard.
Add modesty color option, no charge, see p. 126. Upgrade grommet cover to silver, N/C.



Fan Top Computer Desk, Curved, Box/Box/File Pedestal Right (Inset full modesty)
Lock & Handles

Model#	(L)	(B)	(E)	(K)	(R)	(W)	Weight	Cube	Price
VSCDFQ72 9R	72"	42"+ 30"	30"	24"	24"	27"	295	60	\$2,040

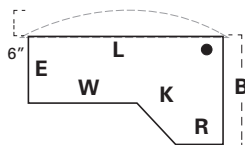
Worksurface black grommet is standard.
Add modesty color option, no charge, see p. 126. Upgrade grommet cover to silver, N/C.



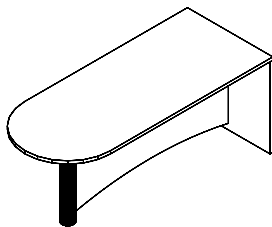
Fan Top Computer Desk, Curved, Box/Box/File Pedestal Left (Inset full modesty)
Lock & Handles

Model#	(L)	(B)	(E)	(K)	(R)	(W)	Weight	Cube	Price
VSCDFQ72 9L	72"	42"+ 30"	30"	24"	24"	27"	295	60	\$2,040

Worksurface black grommet is standard.
Add modesty color option, no charge, see p. 126. Upgrade grommet cover to silver, N/C.



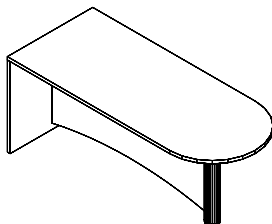
- "L" Length along approach edge
- "B" Back end panel (Fan top adds 6")
- "E" End panel
- "K" Keyboard space
- "R" Return size to attach
- "W" Workarea (kbrd to end)



Bullet Desk 4" Black Post Leg (Full arched modesty) For Right Return

Model#	Depth	Width	Height	Weight	Cube	Price
VSDBR3072	30"	72"	29"	147	37	\$1,050
VSDBR3672	36"	72"	29"	157	45	\$1,182

Optional metallic color modesty VS UMOD, add \$389, see page 126. Upgrade to silver color leg, MMUHLEGJS...N/C.



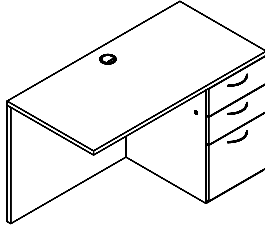
Bullet Desk 4" Black Post Leg (Full arched modesty) For Left Return

Model#	Depth	Width	Height	Weight	Cube	Price
VSDBL3072	30"	72"	29"	147	37	\$1,050
VSDBL3672	36"	72"	29"	157	45	\$1,182

Optional metallic color modesty VS UMOD, add \$389, see page 126. Upgrade to silver color leg, MMUHLEGJS...N/C.

vista series

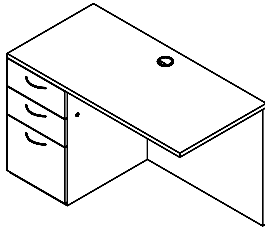
Returns



Return, Box/Box/File Pedestal Right (Full modesty panel) Lock & Handles

Model#	Depth	Width	Height	Weight	Cube	Price
VSRR2036XB	20"	36"	29"	115	9	\$1,251
VSRR2042XB	20"	42"	29"	125	10	\$1,266
VSRR2048XB	20"	48"	29"	135	12	\$1,282
VSRR2054XB	20"	54"	29"	145	14	\$1,312
VSRR2436XB	24"	36"	29"	155	16	\$1,350
VSRR2442XB	24"	42"	29"	165	18	\$1,380
VSRR2448XB	24"	48"	29"	175	20	\$1,394

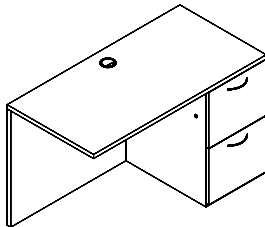
Worksurface and modesty black grommet standard. Upgrade grommet cover to silver, N/C.



Return, Box/Box/File Pedestal Left (Full modesty) Lock & Handles

Model#	Depth	Width	Height	Weight	Cube	Price
VSRL2036BX	20"	36"	29"	115	9	\$1,251
VSRL2042BX	20"	42"	29"	125	10	\$1,266
VSRL2048BX	20"	48"	29"	135	12	\$1,282
VSRL2054BX	20"	54"	29"	145	14	\$1,312
VSRL2436BX	24"	36"	29"	155	16	\$1,350
VSRL2442BX	24"	42"	29"	165	18	\$1,380
VSRL2448BX	24"	48"	29"	175	20	\$1,394

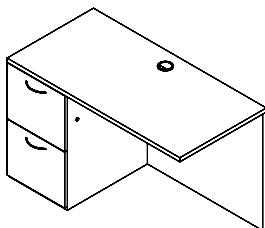
Worksurface and modesty black grommet standard. Upgrade grommet cover to silver, N/C.



Return, File/File Pedestal Right (Full modesty) Lock & Handles

Model#	Depth	Width	Height	Weight	Cube	Price
VSRR2036XF	20"	36"	29"	145	13	\$1,207
VSRR2042XF	20"	42"	29"	155	15	\$1,223
VSRR2048XF	20"	48"	29"	165	17	\$1,239
VSRR2054XF	20"	54"	29"	175	19	\$1,270
VSRR2436XF	24"	36"	29"	155	15	\$1,309
VSRR2442XF	24"	42"	29"	165	18	\$1,320
VSRR2448XF	24"	48"	29"	175	20	\$1,351

Worksurface and modesty black grommet standard. Upgrade grommet cover to silver, N/C.



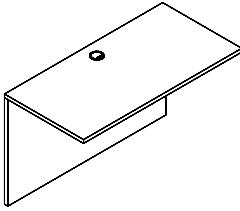
Return, File/File Pedestal Left (Full modesty panel) Lock & Handles

Model#	Depth	Width	Height	Weight	Cube	Price
VSRL2036FX	20"	36"	29"	145	13	\$1,207
VSRL2042FX	20"	42"	29"	155	15	\$1,223
VSRL2048FX	20"	48"	29"	165	17	\$1,239
VSRL2054FX	20"	54"	29"	175	19	\$1,270
VSRL2436FX	24"	36"	29"	155	15	\$1,309
VSRL2442FX	24"	42"	29"	165	18	\$1,320
VSRL2448FX	24"	48"	29"	175	20	\$1,351

Worksurface and modesty black grommet standard. Upgrade grommet cover to silver, N/C.

vista series

Bridges

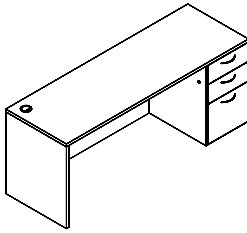


Bridge, Full Modesty Panel

Model#	Depth	Width	Height	Weight	Cube	Price
VSRB2436	24"	36"	29"	90	16	\$410
VSRB2442	24"	42"	29"	90	18	\$474
VSRB2448	24"	48"	29"	100	20	\$489
VSRB2454	24"	54"	29"	100	22	\$502

Worksurface and modesty black grommet standard. Upgrade grommet cover to silver, N/C.

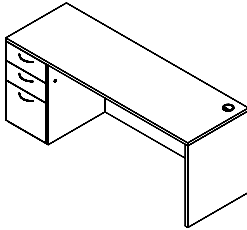
Credenzas



Credenza, Single Box/Box/File Pedestal Right, Full Modesty, Lock & Handles

Model#	Depth	Width	Height	Weight	Cube	Price
VSCE2472XB	24"	72"	29"	178	30	\$1,656

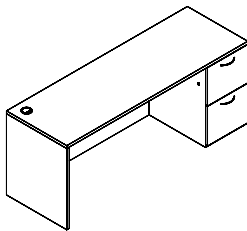
Worksurface and modesty black grommet standard. Upgrade grommet cover to silver, N/C.



Credenza, Single Box/Box/File Pedestal Left, Full Modesty, Lock & Handles

Model#	Depth	Width	Height	Weight	Cube	Price
VSCE2472BX	24"	72"	29"	178	30	\$1,656

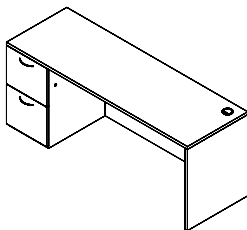
Worksurface and modesty black grommet standard. Upgrade grommet cover to silver, N/C.



Credenza, Single File/File Pedestal Right, Full Modesty, Lock & Handles

Model#	Depth	Width	Height	Weight	Cube	Price
VSCE2472XF	24"	72"	29"	166	30	\$1,436

Worksurface and modesty black grommet standard. Upgrade grommet cover to silver, N/C.



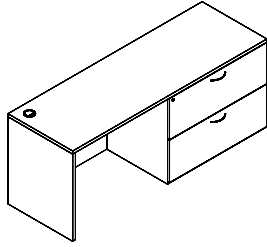
Credenza, Single File/File Pedestal Left, Full Modesty, Lock & Handles

Model#	Depth	Width	Height	Weight	Cube	Price
VSCE2472FX	24"	72"	29"	166	30	\$1,436

Worksurface and modesty black grommet standard. Upgrade grommet cover to silver, N/C.

vista series

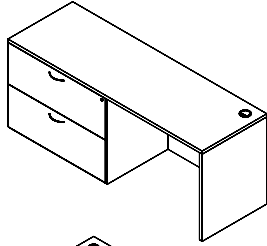
Credenzas



Credenza with 36"W Lateral File Right, Full Modesty, Lock & Handles

Model#	Depth	Width	Height	Weight	Cube	Price
VSCE2472XL	24"	72"	29"	260	30	\$1,756

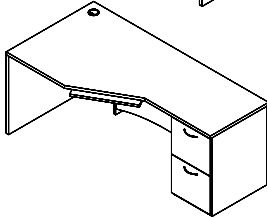
Worksurface and modesty black grommet standard. Upgrade grommet cover to silver, N/C.



Credenza with 36"W Lateral File Left, Full Modesty, Lock & Handles

Model#	Depth	Width	Height	Weight	Cube	Price
VSCE2472LX	24"	72"	29"	260	30	\$1,756

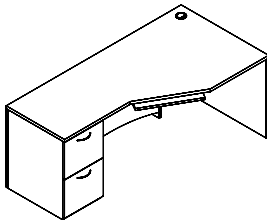
Worksurface and modesty black grommet standard. Upgrade grommet cover to silver, N/C.



Compu-Corner Credenzas, File/File Pedestal Right, Full Modesty, Lock & Handles

Model#	Depth	Width	Height	Weight	Cube	Price
VSCR2472XF	24"/36"	72"	29"	195	52	\$1,621

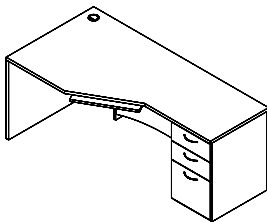
Keyboard tray and worksurface black grommet standard. Approach side w/step front and arched modesty. Upgrade grommet cover to silver, N/C.



Compu-Corner Credenzas, File/File Pedestal Left, Full Modesty, Lock & Handles

Model#	Depth	Width	Height	Weight	Cube	Price
VSCL2472FX	24"/36"	72"	29"	195	52	\$1,621

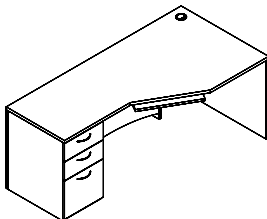
Keyboard tray and worksurface black grommet standard. Approach side w/step front and arched modesty. Upgrade grommet cover to silver, N/C.



Compu-Corner Credenza, Box/Box/File Pedestal Right, Full Modesty, Lock & Handles

Model#	Depth	Width	Height	Weight	Cube	Price
VSCR2472XB	24"/36"	72"	29"	210	52	\$1,656

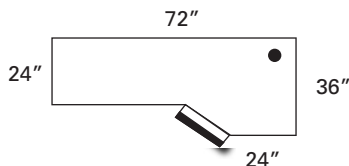
Keyboard tray and worksurface black grommet standard. Approach side w/step front and arched modesty. Upgrade grommet cover to silver, N/C.



Compu-Corner Credenza, Box/Box/File Pedestal Left, Full Modesty, Lock & Handles

Model#	Depth	Width	Height	Weight	Cube	Price
VSCL2472BX	24"/36"	72"	29"	210	52	\$1,656

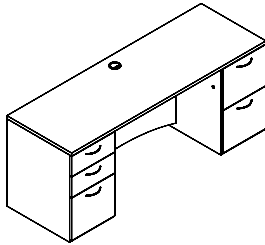
Keyboard tray and worksurface black grommet standard. Approach side w/step front and arched modesty. Upgrade grommet cover to silver, N/C.



See available accessories, pp. 127-128.

vista series

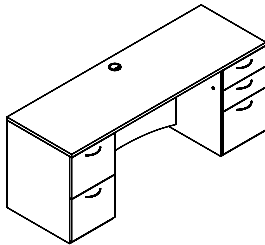
Credenzas



Credenza, Double Pedestal (Kneespace) Box/Box/File Left, File/File Right, Locks & Handles

Model#	Depth	Width	Height	Weight	Cube	Price
VSCE2472BF	24"	72"	29"	223	30	\$1,903

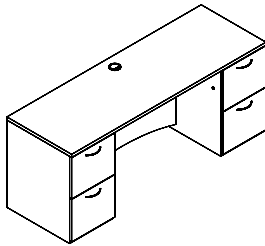
Worksurface and modesty black grommet standard. Upgrade grommet cover to silver, N/C.
Optional metallic color modesty VS UMOD, add \$389, see page 126.



Credenza, Double Pedestal (Kneespace) Box/Box/File Right, File/File Left, Locks & Handles

Model#	Depth	Width	Height	Weight	Cube	Price
VSCE2472FB	24"	72"	29"	223	30	\$1,903

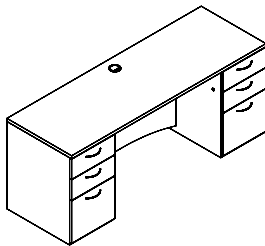
Worksurface and modesty black grommet standard. Upgrade grommet cover to silver, N/C.
Optional metallic color modesty VS UMOD, add \$389, see page 126.



Credenza, Double Pedestal (Kneespace) File/File Left and Right, Locks & Handles

Model#	Depth	Width	Height	Weight	Cube	Price
VSCE2472FF	24"	72"	29"	223	30	\$1,875

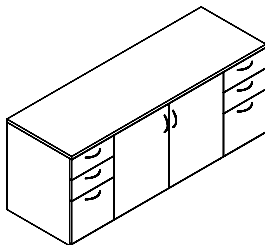
Worksurface and modesty black grommet standard. Upgrade grommet cover to silver, N/C.
Optional metallic color modesty VS UMOD, add \$389, see page 126.



Credenza, Double Pedestal (Kneespace) Box/Box/File Left and Right, Locks & Handles

Model#	Depth	Width	Height	Weight	Cube	Price
VSCE2472BB	24"	72"	29"	223	30	\$1,939

Worksurface and modesty black grommet standard. Upgrade grommet cover to silver, N/C.
Optional metallic color modesty VS UMOD, add \$389, see page 126.



Center Storage Credenza with Left and Right Box/Box/File (One adjustable shelf)

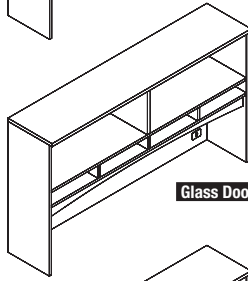
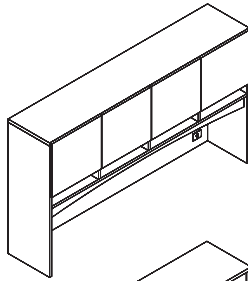
Model#	Depth	Width	Height	Weight	Cube	Price
VSCE2472BSB	24"	72"	29"	260	30	\$2,540

FOR HINGED DOORS:
Optional Face Lock available, add MMFL...\$78.

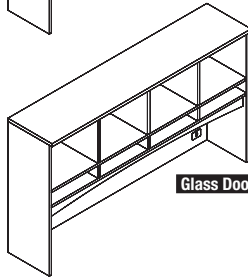
FOR PEDESTALS:
Optional Pedestal Locks available, add MMPL...\$78 each. Pedestal locks are located inside hinged doors.

vista series

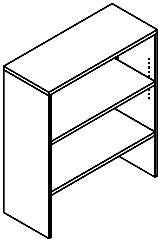
Hutches



Glass Doors Available



Glass Doors Available



Hutch with TFM Doors (18" Clearance below fascia center)

Model#	Depth	Width	Height	Weight	Cube	Price
VSHD1672	15"+	72"	42"	215	28	\$1,769

Vista Series hutch fits Vista Series worksurfaces only. Optional locks - 2 required, add MMFL...\$78 each. For Tasklight, add VSTSKLT...\$344. Add tackboards, see p. 125. Sides are 15" deep. The overlay doors add 3/4"+.

Hutch, No Doors (Doors NOT included, top overhangs legs 1")

Model#	Depth	Width	Height	Weight	Cube	Price
VSH72ND4	16"	72"	42"	215	26	\$1,387

Optional doors available, see p. 125. Clearance below fascia at center is 18"H. For Tasklight, add VSTSKLT...\$344. VSH72ND4 is designed to accept 4 doors only. Add tackboards, see p. 125.

Hutch, No Doors (Doors NOT included, top overhangs legs 1")

Model#	Depth	Width	Height	Weight	Cube	Price
VSH72ND2	16"	72"	42"	215	26	\$1,423

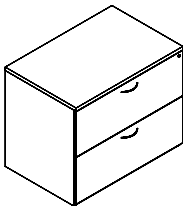
Optional doors available, see p. 125. Clearance below fascia at center is 18"H. VSH72ND2 is designed to accept 2 doors only. Standard location for 2 doors is mounted on left and right legs. For Tasklight, add VSTSKLT...\$344.

Bookcase Hutch (One fixed, one adjustable shelf. 1"-thick shelves, back panel sq grommets)

Model#	Depth	Width	Height	Weight	Cube	Price
VSHB1542	15"	36"	42"	86	14	\$630
VSHB1552	15"	36"	52"	102	18	\$707

Note: Optional glass doors available only for VSHB1552. See p. 125. Clearance below fixed shelf is 12"H. Coordinates with Vista hutch depth.

Filing

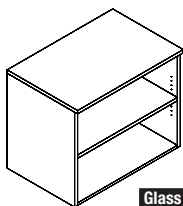


Lateral File 2-Drawer (Choice of handle, lock)

Model#	Depth	Width	Height	Weight	Cube	Price
VSL22436L	24"	36"	29"	160	15	\$991

For H30 Handle...add \$61 each.

Storage



Glass Doors Available

Utility Cabinet (Doors NOT included, one adjustable 1"-thick shelf, top overhangs legs 1")

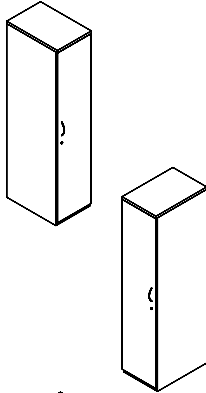
Model#	Depth	Width	Height	Weight	Cube	Price
VSHDC2436	24"	36"	29"	110	14	\$475

For glass doors, add VSVW30...\$739. For TFM doors, add VSWD30...\$389. See page 125.

See available accessories, pp. 125-128.

vista series

Storage



Single Storage Cabinet, Right Door (Choice of handle, lock, four adjustable shelves)

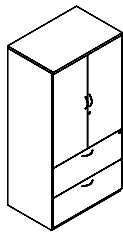
Model#	Depth	Width	Height	Weight	Cube	Price
VSTR2472	24"	16"	72"	150	16	\$1,090

For H30 handle, add..\$61 each.

Single Storage Cabinet, Left Door (Choice of handle, lock, four adjustable shelves)

Model#	Depth	Width	Height	Weight	Cube	Price
VSTL2472	24"	16"	72"	150	16	\$1,090

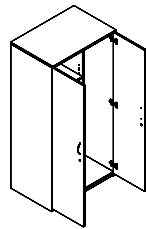
For H30 handle, add..\$61 each.



Storage Cabinet over 36"W Lateral File (Locks, two adjustable shelves, choice of handle)

Model#	Depth	Width	Height	Weight	Cube	Price
VSTD2472L	24"	36"	72"	330	36	\$2,146

For H30 handle, add..\$61 each.

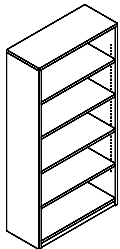


Wardrobe Cabinet (Coat rack on right, four adjustable shelves on left, locks & handles)

Model#	Depth	Width	Height	Weight	Cube	Price
VSTW2472	24"	36"	72"	310	36	\$1,975

For H30 handle, add..\$61 each.

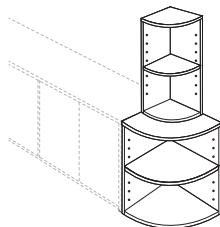
Bookcases



Bookcase (Four adjustable 1"-thick shelves)

Model#	Depth	Width	Height	# Shelves	Weight	Cube	Price
VSBC1572	15"	36"	72"	4	118	18	\$978

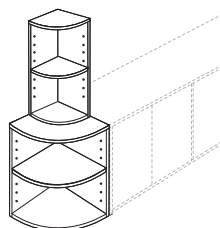
Coordinates with Vista Series hutch depth.



Corner Bookcase, Right (1"-thick shelf)

Model#	Depth	Width	Height	# Shelves	Weight	Cube	Price
VSBR1542	15"	15"	42"	1	68	6	\$502
VSBR2430	24"	24"	29"	1	100	10	\$650

VSBR1542 coordinates with Vista Series hutch depth and height.
VSBR2430 coordinates with Vista Series credenza depth.
Specify if standalone.



Corner Bookcase, Left (1"-thick shelf)

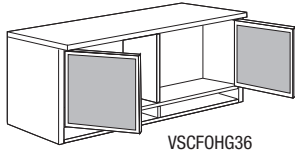
Model#	Depth	Width	Height	# Shelves	Weight	Cube	Price
VSBR1542	15"	15"	42"	1	68	6	\$502
VSBR2430	24"	24"	29"	1	100	10	\$650

VSBR1542 coordinates with Vista Series hutch depth and height.
VSBR2430 coordinates with Vista Series credenza depth.
Specify if standalone.

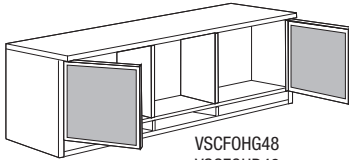
See available accessories, pp. 127-128.

vista series

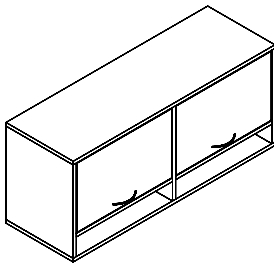
Wall Mount Cabinets



VSCFOHG36
VSCFOHD36



VSCFOHG48
VSCFOHD48



Overhead Wall Mounted Cabinet (With two glass or TFM doors, mail slots)

Model#	Depth	Width	Height	Weight	Cube	Price
VSCFOHD36(TFM)	16"	36"	21"	95	7	\$1,182
VSCFOHD48(TFM)	16"	48"	21"	110	9	\$1,252
VSCFOHG36(Glass)	16"	36"	21"	95	7	\$1,415
VSCFOHG48(Glass)	16"	48"	21"	110	9	\$1,484

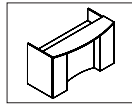
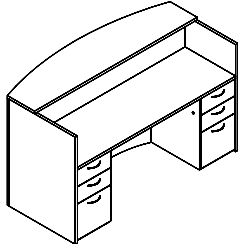
VSCFOHG48 and VSCFOHD48 takes 2 doors and has an 11" center opening.
Face locks available for TFM doors only, add MMFL...\$78 each (36" cabinets require 2 locks).
Requires professional installation and must be mounted to wall stud.
35lb. weight capacity.

Overhead Wall-Mounted Cabinet (Two flip doors, two mail slots)

Model#	Depth	Width	Height	Weight	Cube	Price
VSCFOHB48	16"	48"	21"	130	8	\$1,201

Optional locks are available, 2 locks required, add MMFL...\$78 each.
Requires professional installation and must be mounted to wall stud.
35lb. weight capacity.

Reception

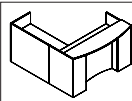
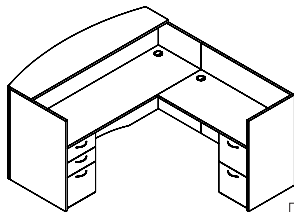


APPROACH VIEW

Reception Double Pedestal Desk, Fan Counter Top (File/File Right, Box/Box/File Left) Inset Modesty Front

Model#	Depth	Width	Height	Weight	Cube	Price
VSRCAD3072	30/36"	72"	42"	455	67	\$2,972

Fan-front counter top 12" deep, approach overhangs 6".
Optional metallic inset modesty VS UMOD, add \$389, see p.126.

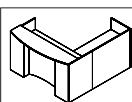
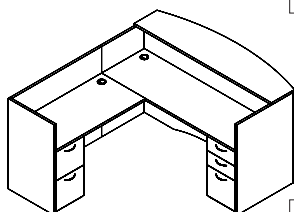


APPROACH VIEW

Reception "L" Unit, Solid One-Piece Front, Right Return 24" x 48" (Desk fan counter top only)

Model#	Depth	Width	Height	Weight	Cube	Price
VSRCAX3072R	84"	72"	42"	425	92	\$3,681

Fan-front counter top is 12" deep. Counter top approach overhang is 6".
Transaction counter-to-desktop clearance is 11 3/4".
Optional metallic inset modesty VS UMOD, add \$389, see p. 126.
Worksurface grommets standard. Upgrade grommet cover to silver, N/C.



APPROACH VIEW

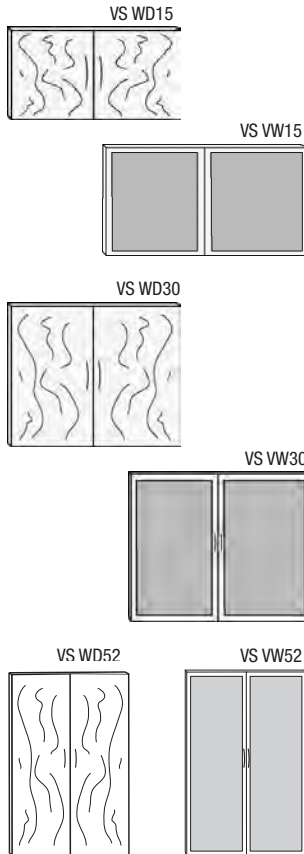
Reception "L" Unit, Solid One-Piece Front, Left Return 24" x 48" (Desk fan counter top only)

Model#	Depth	Width	Height	Weight	Cube	Price
VSRCAX3072L	84"	72"	42"	425	92	\$3,681

Fan-front counter top is 12" deep. Counter top approach overhang is 6".
Transaction counter-to-desktop clearance is 11 3/4".
Optional metallic inset modesty VS UMOD, add \$389, see p. 126.
Worksurface grommets standard. Upgrade grommet cover to silver, N/C.

vista series

Door Options, Accessories for Hutches & Cabinets



Hutch Doors, Set of Two Doors

(Solid TFM in choice of colors; Frosted glass with silver vinyl-wrapped MDF frame)

Model#	Depth	Width	Height	Weight	Cube	Price
VS WD15	3/4"	36"	15"	11	1	\$212
VS VW15	3/4"	36"	15"	10	1	\$466

No handles available for 15" doors, except TFM doors. Designed to fit VSH72ND2, VSH72ND4, VSCFOHG36 and VSCFOHG48. Order 1 pair for VSOH72ND2. Order two pair for VSH72ND4. Optional Face lock available for wood TFM doors only, add MMFL...\$78.

Utility Cabinet Doors, Set of Two Doors

(Frosted glass with silver vinyl-wrapped MDF frame, select handles; Solid TFM in choice of colors)

Model#	Depth	Width	Height	Weight	Cube	Price
VS WD30	3/4"	36"	30"	22	1	\$389
VS VW30	3/4"	36"	30"	20	1	\$739

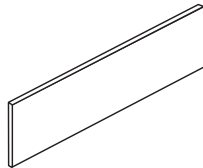
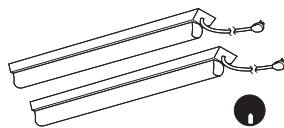
Designed to fit VSHDC2436. Optional Face lock available for wood TFM doors only, add MMFL...\$78. Choose handles from standard H3, H5, H6, H7, H8, H9, H10 and H14 N/C.

Bookcase Hutch Doors, Set of Two Doors

(Frosted glass with silver vinyl-wrapped MDF frame, select handles; Solid TFM in choice of colors)

Model#	Depth	Width	Height	Weight	Cube	Price
VS WD52	3/4"	36"	52"	30	1	\$ 466
VS VW52	3/4"	36"	52"	28	1	\$1,315

Designed to fit VSHB1552. Optional Face lock available for wood TFM doors only, add MMFL...\$78. Choose handles from standard H3, H5, H6, H7, H8, H9, H10 and H14 N/C.



Tasklight Black (Two lights, interconnected) with One Grommet on Hutch Back Panel

Model#	Depth	Width	Height	Weight	Cube	Price
VSTSKLT	7/8"	24 1/2"	1 7/8"	2	.1	\$344

LED light

Hutch Tackboards

Model#	Depth	Width	Height	Weight	Cube	Price
MM TKBD66	1"	64"	14 1/4"	19	1	\$545

MM TKBD66 fits 72" wide hutch. For fabric color choice, see inside back cover. For Underground Fabric add 25%

Fabric Chart (Uses Guilford of Maine)

STANDARD FABRICS

Tempest 2120...Zebra 015, Silk 045 **Sprite 2671...**Snow 7040, Linen 7010

Anchorage 2335...Sunshine 2082, Waterfall 2691, Green Apple 2087, Aubergine 2036, Goose 2049, Onyx 2016, Red Delicious 2014

Metro 3077...Storefront 030, Skyscraper 022 **Cape Cod 3073...**Linen 7031, Surf 7062

Metallation 5118...Chrome 1676, Polished Pewter 1678

Cadence 5595...Jade 1441, Turquoise 1442, Opal 1432, Sapphire 1443, Coral 1437

25% UPCHARGE*

* **Underground 2967...**Champagne 010, Tangerine 070, Azure 050, Ocean 041, Pepper 030, Earth 061


vista series

Modesty Color Options



Standard TFL

VS MOD1 - Same as Chassis
VS MOD2 - Other Standard Color




Pewter Brush

VS MOD4




Silver Matte

VS MOD5



Brushed Aluminum

VS MOD6



Aluminum Dots

VS MOD7

Metallic modesty upgrade for credenzas, bullet desks, reception and other pieces with arched modesty

VS UMOD_ (specify color from options) **Add...\$389**

Example: To add a silver matte metallic modesty (VS MOD5) to a bullet desk, order VS UMOD5

vista series

Accessories

Specify handle option from below...No upcharge (Upcharge for H11 and H30, see below).
To add handles on hutches with TFM doors, add...\$28 list each.



Crescent Handle, Metal - Black or Silver Finish

Model#	Hole Center	Width	Color	Price
MM H3B	5"	5 3/4"	Black	N/C
MM H3S	5"	5 3/4"	Silver	N/C

Elliptical Handle, Metal - Black or Silver Finish

Model#	Hole Center	Width	Color	Price
MM H5B	5"	6 3/4"	Black	N/C
MM H5S	5"	6 3/4"	Silver	N/C

Crescent Textured Nickel Handle, Metal - Silver Finish

Model#	Hole Center	Width	Price
MM H6	5"	6 1/4"	N/C

Flared Nickel Handle, Metal - Silver Finish

Model#	Hole Center	Width	Price
MM H7	5"	6 1/4"	N/C

Bow Handle, Silver Finish

Model#	Hole Center	Width	Price
MM H8	5"	6 1/8"	N/C

Curved Handle, Silver Finish

Model#	Hole Center	Width	Price
MM H9	5"	6 1/2"	N/C

Bar Square Handle, Silver Finish

Model#	Hole Center	Width	Price
MM H10	5"	5 3/8"	N/C
MM H11	11"	11 3/8"	\$61/ea.

Upcharge for H11 handles.

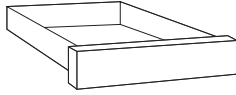
Bar Handle, Silver Finish

Model#	Hole Center	Width	Price
MM H14	11"	14"	N/C
MM H30*	27"	30"	\$61/ea.

* H30 DO NOT fit on pedestal drawers or hutch doors, upcharge for H30 handles.

vista series

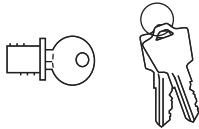
Accessories and Upgrades



Center Drawer

Model#	Depth	Width	Height	Weight	Cube	Price
MM CD	16"	21"	2 1/2"	12	.5	\$148

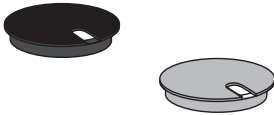
9-ply birch wood drawer interior, specify front laminate color.



Face Lock (For center drawers & TFM hinged doors)

Model#	Price
MM FL	\$78

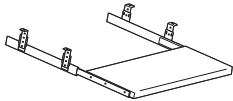
1 per set of 2 doors. Hutch with 2 or 4 doors takes 2 locks.
Glass doors do NOT lock.



Grommet (Plastic cover, hole in surface, each) For Items Shown with Grommets

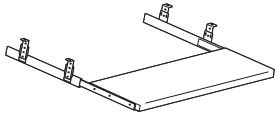
Model#	Depth	Width	Surface Hole Diameter	Price
MM GR234B Black Plastic	3"	3"	2 3/4"	\$49
MM GR234S Silver Plastic	3"	3"	2 3/4"	\$49

Specify grommet locations: Left, Right or Center. No grommet over pedestals. See page 61 for grommet locations.



Keyboard Tray, Rollout (Specify laminate color)

Model#	Depth	Width	Height	Weight	Cube	Price
MM KB	16"	21"	3"	10	.5	\$135




Oversize Keyboard Tray, Rollout (Specify laminate color)

Model#	Depth	Width	Height	Weight	Cube	Price
MM KBLG	16"	28"	3"	12	.5	\$199



Box Drawer Convenience Tray Black (Insets to box drawer)

Model#	Depth	Width	Height	Weight	Cube	Price
MM BPT	5 1/2"	12"	1"	1	.5	\$28



Carton

Cartoning Charges (Extends lead time)

Model#	Price
MM CAR4 Ballet Cartoning (Corner & edge protectors w/bubble/shrink wrap, place in carton, strap to pallet)	25%

canyon series



The crisp, clean, distinctive lines and extra design options clearly set the Canyon apart. A truly executive series with furniture pieces to outfit the entire office suite. Combine colors and trims to make your own unique design statement. Available in our 20 standard colors.

Features

Canyon series is standard with full locking pedestals, frosted glass modesty panel on 72" desks. Full modesty panels and grommets on credenzas, bridges and returns. Hutch with frosted glass doors and paper sorters.


Grooved Edge Detail



Edge Profile



Side View



Canyon | Conference and Community Tables



canyon series



Lead Time

Product Specifications

Colors

- 20 standard colors
- See color chart for upcharge information

Top / Worksurfaces

- 1" industrial quality (45 lb.) particleboard with TFM (Thermal-fused Melamine)
- Metal-to-metal connection fittings are installed for bridges and returns
- Wood grain direction on tops of bridges and returns run from user side to approach side to coordinate with main unit tops
- Tops have a "floating" appearance created by an inset "undertop" banded in a choice of silver or black

Chassis Construction

- TFM (Thermally Fused Melamine) chassis fastened by screws, steel brackets, and/or concealed fasteners
- Full pedestal is standard
- Full height modesty panel in framed glass is standard on desk only. Optional contrasting modesty or one of 5 metallic HPL modesties may be selected at no charge.
- Top edges are edged with 2 mm PVC edge banding
- Adjustable leveling glides on all units designed to set on the floor
- Hutches for Canyon Series are designed to fit Canyon Series ONLY and offer frosted glass doors and standard paper sorters and valance
- Product heights are coordinated to facilitate matching at 72 inches except 52" bookcase hutch
- Standard woodgrain direction on the modesty of desk and credenzas is vertical and on the backs of hutches and front of receptions is horizontal
- Plinth-base or square-feet are provided on all pedestals in choice of silver laminate or black PVC banding

Drawer Suspension, Construction and Doors

- 9-ply Birch wood box and file drawers have full extension, progressive action slides with precision steel ball bearings
- Heavy-duty file rods in file drawers
- The full-overlay drawer fronts and doors are provided with choice of handles standard (except for hutch). If none are specified, H3B handles will be provided
- The TFM full-overlay doors on the hutch feature a recessed finger pull. Handles for glass hutch doors are not available

Cord Management

- Worksurface grommets are standard on bridges, returns and credenzas. Backs of hutches have standard rectangular grommets
- Grommets may be selected in black or silver color. The standard is to match the color of the trim on the undertop
- Cordgap exists below all modesty panels on worksurface units

Locks

- Standard on all pedestals.
- Black or silver, removable cores are standard for all locks
- Pedestal key numbers are randomly assigned to all locking pedestals, except that double pedestal units will be keyed alike
- Key alike may be specified at no charge
- Master keys and keyed-alike combinations are available

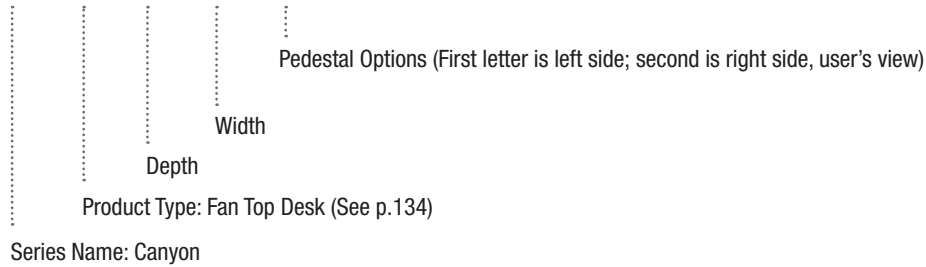
Disclaimer: Dimensions assigned in this price list are nominal. If exact measurements are required, the requirement must be specified in the order and specifically acknowledged by Maverick. Maverick reserves the right to change construction details and standards without notification, if necessary.

canyon series

How to Order Canyon Series

WORKSURFACE UNITS: DESK, CREDENZAS AND RETURNS


1. Product number: **CY DF 36 72 BB**



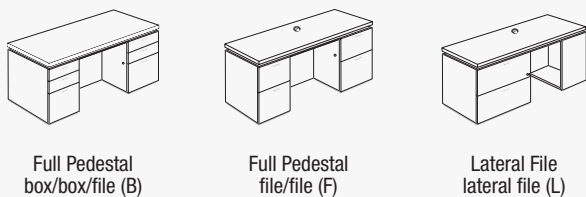
2. Specify worksurface finish.
4. Specify Undertop Trim Color - silver or black.
5. Specify Chassis Finish. Matching color edge banding is standard.
6. Specify Plinth Base or Square Feet color - silver or black. Standard is matching undertop trim color.
7. Specify Drawer or Door Front finish (matching color edgeband is standard). For two colors...Add \$99 list.
8. Specify modesty color - standard on 72" desk is CY MOD10 glass modesty unless otherwise specified. No-charge for options, CY MOD1 through CY MOD7 (see page 143).
9. Specify handle option. Choice of handle is standard. MM H3B is the default handle if none is specified.
NOTE: No handles are available for hutch (15") glass doors.
10. Specify Grommet Color - Silver-color or black. Standard is matching undertop color.

STANDARD HANDLE OPTIONS

IMPORTANT NOTE: Choice of handles is standard on all drawers and doors except hutches. No handles are available for hutch (15") glass doors.



PEDESTAL/BASE OPTIONS



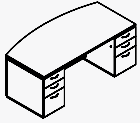
GROMMETS



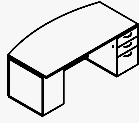
canyon series

Statement of Line

DESK

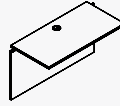


Desk Fan Top - dbl. ped.
(CYDF___BB)



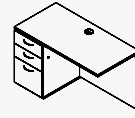
Desk Fan Top - sgl. ped.
(CYDF___XB)

BRIDGE

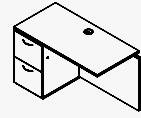


Return - bridge
(CYBR___)

RETURNS

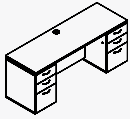


Return - box/box/file
(CYL___BX)

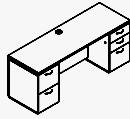


Return - file/file
(CYL___FX)

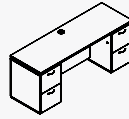
CREDENZAS



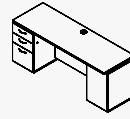
Credenza - dbl. ped. box/box/file
(CYCE___BB)



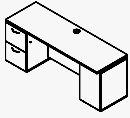
Credenza - dbl. ped. file/file, box/box/file
(CYCE___FB)



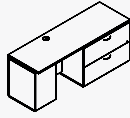
Credenza - dbl. ped. file/file
(CYCE___FF)



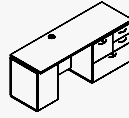
Credenza - single ped. box/box/file
(CYCE___BX)



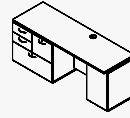
Credenza - single ped. file/file
(CYCE___FX)



Credenza - lateral file
(CYCE___XL)

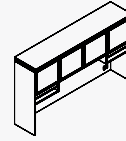


Credenza - personal lateral file
(CYCE___PLXF)

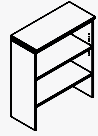


Credenza - personal lateral file
(CYCE___PLFX)

HUTCHES

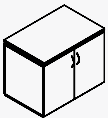


Hutch - with doors
(CYHD)

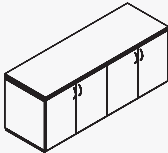


Hutch - bookcase
(CYHB)

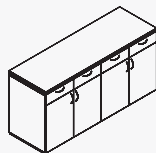
STORAGE



Storage - cabinet
(CYHDC)



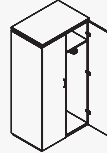
Storage - credenza
(CYCE)



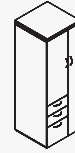
Storage - Buffet credenza
(CYHDBC)



Storage - Single Storage Cabinet
(CYSTS)

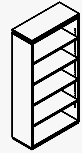


Storage - Wardrobe Cabinet
(CYWC)



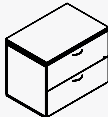
Storage - Personal Storage Cabinet
(CYWCP)

BOOKCASE



Bookcase
(CYBC)

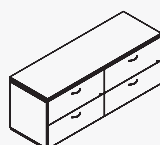
FILING



Lateral File
(CYL)

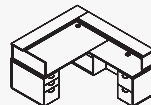


Lateral File
(CYLF)

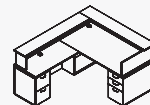


Double Lateral File
(CYLF)

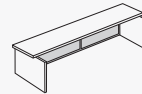
RECEPTION



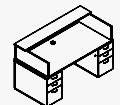
Reception (Right return)
(CYDER___BX)
(CYRRR___XF)
(CYRB___R)



Reception (Left return)
(CYDER___XB)
(CYRRL___FX)
(CYRB___L)

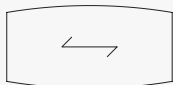


Reception Riser
(CYRB___)




Reception Double Pedestal Desk
(CYDER___BB)
Riser (CYRB___)

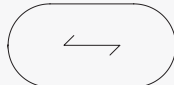
CONFERENCE



Boatshape
(CYBS___)



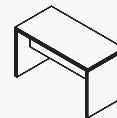
Rectangular
(CYRE___)



Racetrack
(CYRT___)



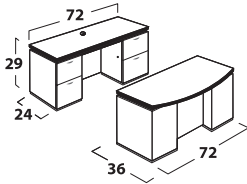
Round
(CYRD___)



Community
(CYNCT___)

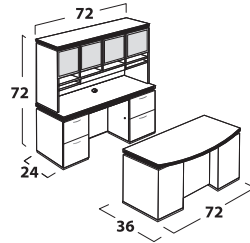
canyon series

Configurations



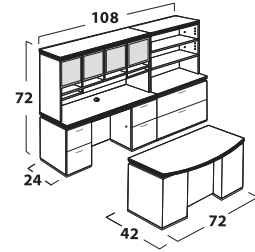
CY1

1	CYDF3672BB	\$2,352
1	CYCE2472FF	\$1,969
		\$4,321



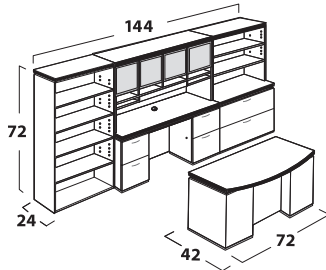
CY2

1	CYDF3672BB	\$2,352
1	CYCE2472FF	\$1,969
1	CYHD1672	\$2,250
		\$6,571



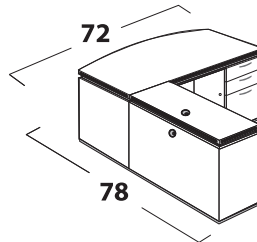
CY3

1	CYDF4272BB	\$2,449
1	CYCE2472FF	\$1,969
1	CYHD1672	\$2,250
1	CYL22436L	\$1,192
1	CYHB1542	\$728
		\$8,588



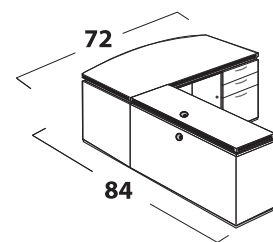
CY4

1	CYDF4272BB	\$2,449
1	CYCE2472FF	\$1,969
1	CYBC1572	\$1,123
1	CYHD1672	\$2,250
1	CYL22436L	\$1,192
1	CYHB1542	\$728
		\$9,711



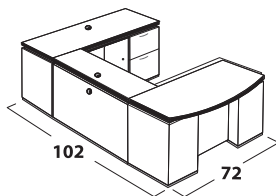
CY5L

1	CYDF3672XB	\$2,043
1	CYRL2442BX	\$1,449
		\$3,492



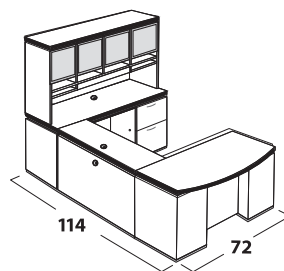
CY6L

1	CYDF3672XB	\$2,043
1	CYRL2448BX	\$1,463
		\$3,506



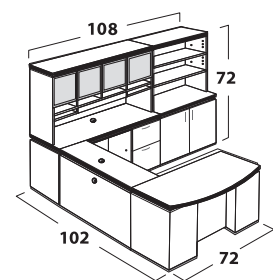
CY7R

1	CYDF3672BX	\$2,043
1	CYBR2442	\$498
1	CYCE2472XF	\$1,739
		\$4,280



CY8R

1	CYDF3672BX	\$2,043
1	CYBR2454	\$527
1	CYHD1672	\$2,250
1	CYCE2472XF	\$1,739
		\$6,559



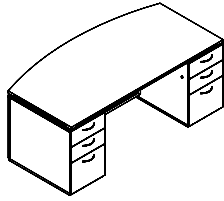
CY9R

1	CYDF3672BX	\$2,043
1	CYBR2442	\$498
1	CYCE2472XF	\$1,739
1	CYHD1672	\$2,250
1	CYHDC2436	\$1,221
1	CYHB1542	\$728
		\$8,479

canyon series

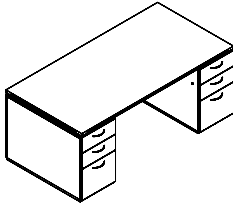
Desks

* Standard Glass Modesty Panel on 72"W desk units only, unless specified "No Glass Modesty"
Upgrade Modesty Panel color Option, see P.143. N/C. Desks Modesty Panel Inset 6"



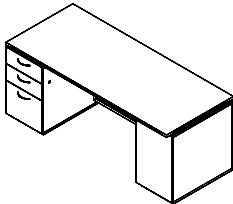
Desk, Fan Top Double Pedestal, Box/Box/File Left and Right, Glass Modesty
(Two locking pedestals, handles)

Model#	Depth	Width	Height	Weight	Cube	Price
CYDF3672BB	30/36"	72"	29"	318	45	\$2,352
CYDF4272BB	36/42"	72"	29"	385	52	\$2,449



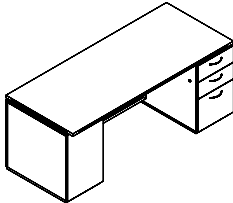
Desk, Rectangular Double Pedestal, Box/Box/File Left and Right, Glass Modesty
(Two locking pedestals, handles)

Model#	Depth	Width	Height	Weight	Cube	Price
CYDE3066BB	30"	66"	29"	270	32	\$1,851
CYDE3072BB	30"	72"	29"	318	37	\$2,350
CYDE3672BB	36"	72"	29"	385	40	\$2,443



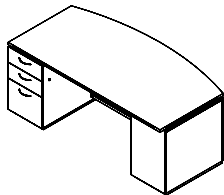
Desk, Single Pedestal, Box/Box/File Left, Glass Modesty (Locking pedestal, handles)

Model#	Depth	Width	Height	Weight	Cube	Price
CYDE3066BX	30"	66"	29"	270	40	\$1,566
CYDE3072BX	30"	72"	29"	280	45	\$2,007
CYDE3672BX	36"	72"	29"	295	52	\$2,144



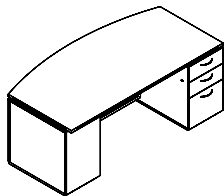
Desk, Single Pedestal, Box/Box/File Right, Glass Modesty (Locking pedestal, handles)

Model#	Depth	Width	Height	Weight	Cube	Price
CYDE3066XB	30"	66"	29"	270	40	\$1,566
CYDE3072XB	30"	72"	29"	280	45	\$2,007
CYDE3672XB	36"	72"	29"	295	52	\$2,144



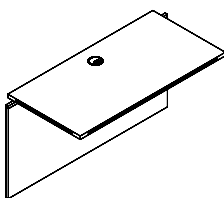
Desk, Fan Top Single Pedestal, Box/Box/File Left, Glass Modesty (Locking pedestal, handles)

Model#	Depth	Width	Height	Weight	Cube	Price
CYDF3672BX	30/36"	72"	29"	284	45	\$2,043
CYDF4272BX	36/42"	72"	29"	380	52	\$2,178



Desk, Fan Top Single Pedestal, Box/Box/File Right, Glass Modesty (Locking pedestal, handles)

Model#	Depth	Width	Height	Weight	Cube	Price
CYDF3672XB	30/36"	72"	29"	284	45	\$2,043
CYDF4272XB	36/42"	72"	29"	380	52	\$2,178



Bridge Section (Full modesty panel, grommets)

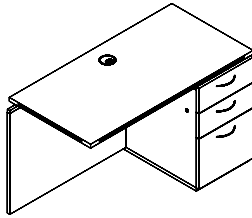
Model#	Depth	Width	Height	Weight	Cube	Price
CYBR2442	24"	42"	29"	76	18	\$498
CYBR2448	24"	48"	29"	88	20	\$514
CYBR2454	24"	54"	29"	100	24	\$527

Standard grommet top and modesty panel center. Grommet color black or silver will match under top trim.

See available accessories, pp. 141-143.

canyon series

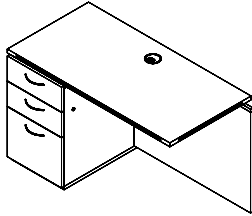
Returns



Return, Box/Box/File Pedestal Right (Full modesty, locking pedestal, handles, grommets)

Model#	Depth	Width	Height	Weight	Cube	Price
CYRR2442XB	24"	42"	29"	143	18	\$1,449
CYRR2448XB	24"	48"	29"	156	20	\$1,463

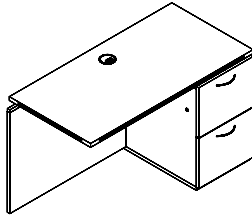
Standard grommet top and modesty panel center. Grommet color black or silver will match under top trim.



Return, Box/Box/File Pedestal Left (Full modesty, locking pedestal, handles, grommets)

Model#	Depth	Width	Height	Weight	Cube	Price
CYRL2442BX	24"	42"	29"	143	18	\$1,449
CYRL2448BX	24"	48"	29"	156	20	\$1,463

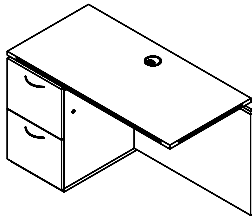
Standard grommet top and modesty panel center. Grommet color black or silver will match under top trim.



Return, File/File Pedestal Right (Full modesty, locking pedestal, handles, grommets)

Model#	Depth	Width	Height	Weight	Cube	Price
CYRR2442XF	24"	42"	29"	143	18	\$1,385
CYRR2448XF	24"	48"	29"	156	20	\$1,419

Standard grommet top and modesty panel center. Grommet color black or silver will match under top trim.

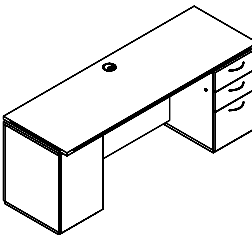


Return, File/File Pedestal Left (Full modesty, locking pedestal, handles, grommets)

Model#	Depth	Width	Height	Weight	Cube	Price
CYRL2442FX	24"	42"	29"	143	18	\$1,385
CYRL2448FX	24"	48"	29"	156	20	\$1,419

Standard grommet top and modesty panel center. Grommet color black or silver will match under top trim.

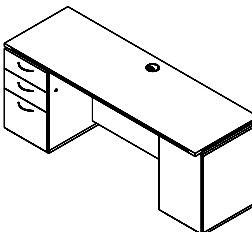
Credenzas



Credenza Single Pedestal, Box/Box/File on Right (Full modesty, locking pedestal, handles, grommets)

Model#	Depth	Width	Height	Weight	Cube	Price
CYCE2472XB	24"	72"	29"	221	30	\$1,739

Standard grommet top and modesty panel center. Grommet color black or silver will match under top trim.



Credenza Single Pedestal, Box/Box/File on Left (Full modesty, locking pedestal, handles, grommets)

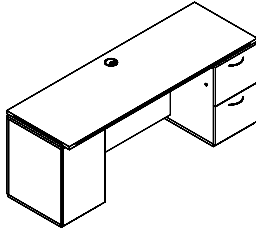
Model#	Depth	Width	Height	Weight	Cube	Price
CYCE2472BX	24"	72"	29"	221	30	\$1,739

Standard grommet top and modesty panel center. Grommet color black or silver will match under top trim.

See available accessories, pp. 141-142.

canyon series

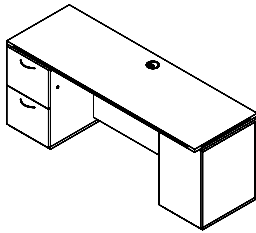
Credenzas



Credenza Single Pedestal, File/File on Right
(Full modesty, locking pedestal, handles, grommets)

Model#	Depth	Width	Height	Weight	Cube	Price
CYCE2472XF	24"	72"	29"	221	30	\$1,739

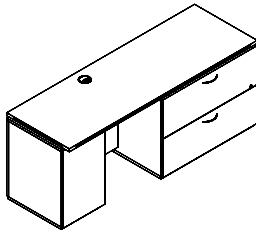
Standard grommet top and modesty panel center. Grommet color black or silver will match under top trim.



Credenza Single Pedestal, File/File on Left
(Full modesty, locking pedestal, handles, grommets)

Model#	Depth	Width	Height	Weight	Cube	Price
CYCE2472FX	24"	72"	29"	221	30	\$1,739

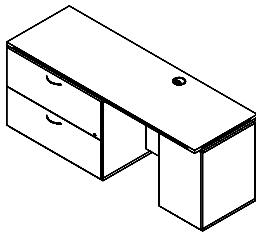
Standard grommet top and modesty panel center. Grommet color black or silver will match under top trim.



Credenza Single Pedestal, 36"W Lateral File on Right
(Full modesty, locking pedestal, handles, grommets)

Model#	Depth	Width	Height	Weight	Cube	Price
CYCE2472XL	24"	72"	29"	284	30	\$1,843

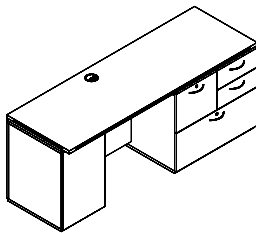
For H30 handle, add \$61 each. Standard grommet top and modesty panel center. Grommet color black or silver will match under top trim.



Credenza Single Pedestal, 36" W Lateral File on Left
(Full modesty, locking pedestal, handles, grommets)

Model#	Depth	Width	Height	Weight	Cube	Price
CYCE2472LX	24"	72"	29"	284	30	\$1,843

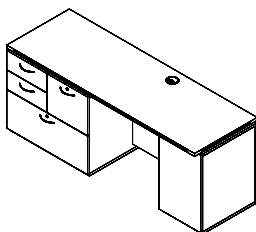
For H30 handle, add \$61 each. Standard grommet top and modesty panel center. Grommet color black or silver will match under top trim.



Credenza Single Pedestal, 31" W Personal Lateral File on Right
(Full modesty, two locks, handles, grommets)

Model#	Depth	Width	Height	Weight	Cube	Price
CYCE2472PLXF	24"	72"	29"	284	30	\$1,974

Standard grommet top and modesty panel center. Grommet color black or silver will match under top trim. Box drawers do not lock.



Credenza Single Pedestal, 31" W Personal Lateral File on Left
(Full modesty, two locks, handles, grommets)

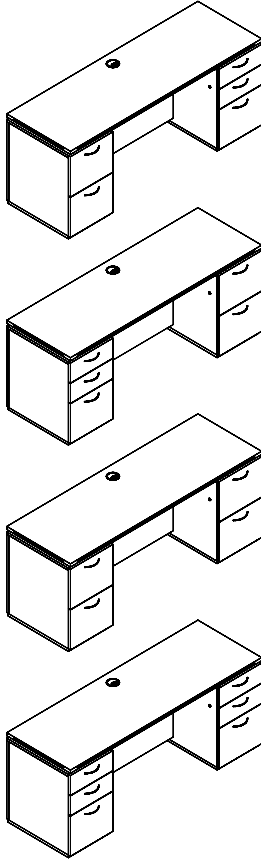
Model#	Depth	Width	Height	Weight	Cube	Price
CYCE2472PLFX	24"	72"	29"	284	30	\$1,974

Standard grommet top and modesty panel center. Grommet color black or silver will match under top trim. Box drawers do not lock.

See available accessories, pp. 141-142.

canyon series

Credenzas



Credenza Double Pedestal, File/File on Left, Box/Box/File on Right
(Full modesty, two locking pedestal, handles, grommets)

Model#	Depth	Width	Height	Weight	Cube	Price
CYCE2472FB	24"	72"	29"	251	30	\$1,999

Standard grommet top and modesty panel center. Grommet color black or silver will match under top trim.

Credenza Double Pedestal, Box/Box/File on Left, File/File on Right
(Full modesty, two locking pedestal, handles, grommets)

Model#	Depth	Width	Height	Weight	Cube	Price
CYCE2472BF	24"	72"	29"	251	30	\$1,999

Standard grommet top and modesty panel center. Grommet color black or silver will match under top trim.

Credenza Double Pedestal, File/File on Left and Right
(Full modesty, two locking pedestal, handles, grommets)

Model#	Depth	Width	Height	Weight	Cube	Price
CYCE2472FF	24"	72"	29"	251	30	\$1,969

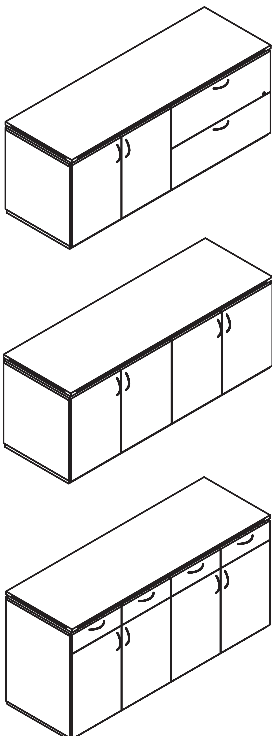
Standard grommet top and modesty panel center. Grommet color black or silver will match under top trim.

Credenza Double Pedestal, Box/Box/File on Left and Right
(Full modesty, two locking pedestal, handles, grommets)

Model#	Depth	Width	Height	Weight	Cube	Price
CYCE2472BB	24"	72"	29"	251	30	\$1,969

Standard grommet top and modesty panel center. Grommet color black or silver will match under top trim.

Storage Credenzas



Credenza, Hinged Door Cabinet Left and Right Lateral File
(Handles, lateral file 2-drawer 1-lock)

Model#	Depth	Width	Height	Weight	Cube	Price
CYCE2072 9FP	20"	72"	29"	329	25	\$2,620
CYCE2472 9FP	24"	72"	29"	373	29	\$2,750

Cabinet includes 1-adjustable shelf $\frac{3}{4}$ " thick. Optional face lock add MMFL \$78 ea.

Credenza 4-Full Hinged Doors (2-adjustable shelves, handles)

Model#	Depth	Width	Height	Weight	Cube	Price
CYCE2072 1FP	20"	72"	29"	307	25	\$2,295
CYCE2472 1FP	24"	72"	29"	354	29	\$2,430

Includes 1-adjustable shelf $\frac{3}{4}$ " thick per side.
Optional face lock and MMFL \$78 ea. (Requires 2-locks)

Buffet Credenza 4-Box Drawers and 4-Full Hinged Doors
(2-adjustable shelves, handles)

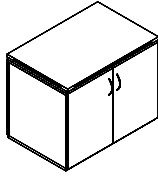
Model#	Depth	Width	Height	Weight	Cube	Price
CYHDBC2072	20"	72"	36"	361	30	\$2,895
CYHDBC2472	24"	72"	36"	409	36	\$3,030

Includes 1-adjustable shelf $\frac{3}{4}$ " thick per side. Optional face lock add MMFL \$78 ea.
(Doors requires 2-locks, 1-lock per box drawer)

See available accessories, pp. 141-142.

canyon series

Storage



Utility Cabinet, 2 TFM Hinged Doors (One 3/4" adjustable shelf, handles)

Model#	Depth	Width	Height	Weight	Cube	Price
CYHDC2436	24"	36"	29"	175	15	\$1,221

For optional face lock, add MMFL...\$78 each. TFM doors only, glass doors are not available.



Single Storage Cabinet Right Door (4-adjustable shelves, handles)

Model#	Depth	Width	Height	Weight	Cube	Price
CYSTS1672R	24"	16"	72"	191	16	\$1,295

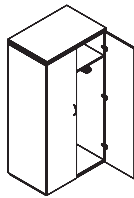
3/4" thick shelves. Optional face lock add MMFL \$78 list. For H30 handles add \$61 ea.



Single Storage Cabinet Left Door (4-adjustable shelves, handles)

Model#	Depth	Width	Height	Weight	Cube	Price
CYSTS1672L	24"	16"	72"	191	16	\$1,295

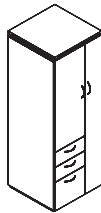
3/4" thick shelves. Optional face lock add MMFL \$78. For H30 handles add \$61 ea.



Wardrobe Cabinet 1-Fixed Shelf and Coat Rack (Handles)

Model#	Depth	Width	Height	Weight	Cube	Price
CYWC3672	24"	36"	72"	290	36	\$1,760

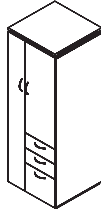
Optional face lock add MMFL \$78 list. For H30 handles add \$61 ea.



Personal Storage Cabinet, 2-Doors Left Box/Box/File Pedestal (Handles)

Model#	Depth	Width	Height	Weight	Cube	Price
CYWCP2472R	24"	24"	72"	287	24	\$2,175

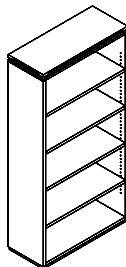
Right door long compartment with coatrack, left door 2-adjustable shelves 3/4" thick. Doors: optional face lock add MMFL \$78 ea. (Requires 2-locks)
BBF Pedestal: Optional full pedestal face lock add MMFFL \$156 list.



Personal Storage Cabinet, 2-Doors, Right Box/Box/File Pedestal (Handles)

Model#	Depth	Width	Height	Weight	Cube	Price
CYWCP2472L	24"	24"	72"	287	24	\$2,175

Left door long compartment with coatrack, right door 2-adjustable shelves 3/4" thick. Doors: optional face lock add MMFL \$78 ea. (Requires 2-locks)
BBF Pedestal: Optional full pedestal face lock add MMFFL \$156 list.



Bookcase (1" -thick adjustable shelves, plinth base)

Model#	Depth	Width	Height	# Shelves	Weight	Cube	Price
CYBC1530	15"	36"	30"	1	108	10	\$ 647
CYBC1548	15"	36"	48"	2	150	15	\$ 783
CYBC1560	15"	36"	60"	3	182	19	\$ 954
CYBC1572	15"	36"	72"	4	214	23	\$1,123

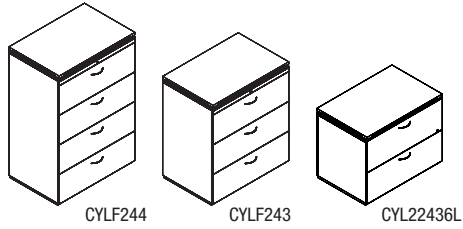
For additional adjustable shelf add MMSH1 \$113 ea.

Bookcases

See available accessories, pp. 141-142.

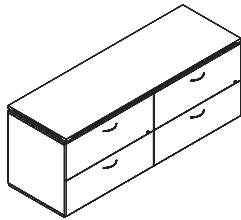
canyon series

Filing



Lateral File (Handles, lock)							
Model#	Depth	Width	Height	Drawers	Weight	Cube	Price
CYL22436L	24"	36"	29"	2	192	15	\$1,192
2⊗ CYLF243	24"	36"	43"	3	257	22	\$2,425
2⊗ CYLF244	24"	36"	55"	4	307	28	\$2,825

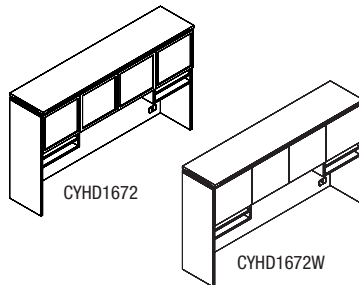
For H30 handle, Add \$61 each. 3 and 4-Drawer lateral file requires 2⊗ LEAD TIME.



Double Lateral File 4-Drawer (Handles, 2-locks)							
Model#	Depth	Width	Height	Weight	Cube	Price	
CYLF202+2	20"	72"	29"	351	25	\$2,795	
CYLF242+2	24"	72"	29"	392	29	\$2,915	

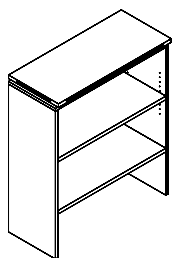
For H30 handle, Add \$61 each.

Hutches



Hutch with Four Doors, Left and Right Mail Sorter, Facia (26" clearance below fascia)							
Model#	Depth	Width	Height	Doors	Weight	Cube	Price
CYHD1672	16"	72"	42"	4 Glass	237	28	\$2,250
CYHD1672W	16"	72"	42"	4 TFM	237	28	\$1,875

Bottom Clearance: 19"H below mail sorter, 26"H below fascia.
 Note: No handles or locks are available for glass doors.
 For TFM doors face lock add MMFL \$78 ea. (Requires 2-locks)
 For tasklight, add CYTSKLT...\$270. For tackboard, add MMTKBD66...\$545.
 2 square grommet color black or silver will match under top trim.

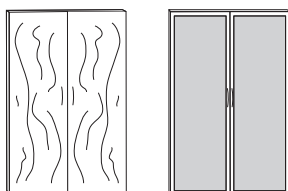


Glass Doors Available

Bookcase Hutch (1 fix and 1 adjustable shelf)							
Model#	Depth	Width	Height	# Shelves	Weight	Cube	Price
CYHB1542	15/16"	36"	42"	2	117	14	\$728
CYHB1552	15/16"	36"	52"	3	143	17	\$795

Only CYHB1552 may be ordered with optional glass doors and it has 1 fixed and 2 adjustable shelves.
 CYHB1542 has 1 adjustable shelf and 1 fixed shelf.
 On both 42"H and 52"H units the top front overhangs leg front by 1".
 2 square grommet black or silver will match under top trim.

Door Options

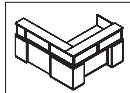
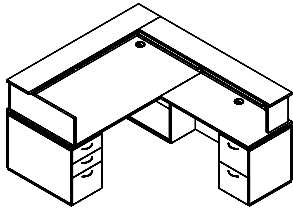


Bookcase Hutch Doors, Pair (Solid TFM in choice of colors; frosted glass with silver vinyl-wrapped MDF frame, select handles)							
Model#	Depth	Width	Height	Weight	Cube	Price	
CY WD52	3/4"	36"	52"	30	1	\$ 466	
CY VW52	3/4"	36"	52"	28	1	\$1,315	

Designed to fit CYHB1552 bookcase hutch only.
 Choose standard handles from H3, H5, H6, H7, H8, H9, H10 and H14 only...see page 141.

canyon series

Reception

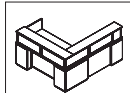
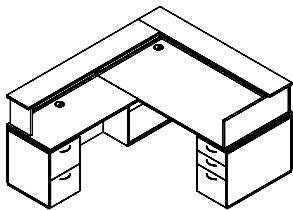


APPROACH VIEW

Reception "L" Unit, Right Return 24" x 48" (Desk modesty inset 6")

Model#	Depth	Width	Height	Weight	Cube	Price
CYDER3672BX	36"	72"	29"	295	52	\$2,377
CYRRR2448XF	24"	48"	29"	156	20	\$1,574
CYRB7284R	12"	72/84"	14"	140	3	\$1,578

Note: Desk has Box/Box/File pedestal, right return is 24"x 48" and has File/File pedestal. Standard glass modesty panel on 72"W desk units only, unless specified "No Glass Modesty". Standard glass back panel on risers. Specify desk modesty option from page 143, CY MOD1 through CY MOD7. N/C. Desk and return is designed to accept reception counter.

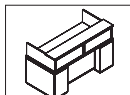
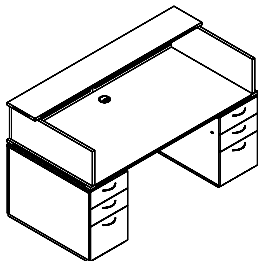


APPROACH VIEW

Reception "L" Unit, Left Return 24" x 48" (Desk modesty inset 6")

Model#	Depth	Width	Height	Weight	Cube	Price
CYDER3672XB	36"	72"	29"	295	52	\$2,377
CYRRL2448FX	24"	48"	29"	156	20	\$1,574
CYRB7284L	12"	72/84"	14"	140	3	\$1,578

Note: Desk has Box/Box/File pedestal, right return is 24"x 48" and has File/File pedestal. Standard glass modesty panel on 72"W desk units only, unless specified "No Glass Modesty". Standard glass back panel on risers. Specify desk modesty option from page 143, CY MOD1 through CY MOD7. N/C. Desk and return is designed to accept reception counter.



APPROACH VIEW

Reception Double Pedestal Desk, BBF Left & Right (Desk modesty inset 6")

Model#	Depth	Width	Height	Weight	Cube	Price
CYDER3672BB	36"	72"	29"	390	65	\$2,676
CYRB72	36"	72"	14"	70	21	\$1,025

Note: Desk has Box/Box/File each pedestal. Standard glass modesty panel on 72"W desk units only, Unless specified "No Glass Modesty". Specify desk modesty option from page 143, CYMOD1-CYMOD7. Standard glass back panel on risers. Desk is designed to accept reception counter. For single pedestal desk choose CYDER3672BX or XB (see above).

**NOTE: Standard grommet locations as shown.
Black or Silver will match under top trim and base.**

canyon series

Accessories

Specify handle option from below...No upcharge (Upcharge for H11 and H30, see below)



Crescent Handle, Metal - Black or Silver Finish

Model#	Hole Center	Width	Color	Price
MM H3B	5"	5 3/4"	Black	N/C
MM H3S	5"	5 3/4"	Silver	N/C



Elliptical Handle, Metal - Black or Silver Finish

Model#	Hole Center	Width	Color	Price
MM H5B	5"	6 3/4"	Black	N/C
MM H5S	5"	6 3/4"	Silver	N/C



Crescent Textured Nickel Handle, Metal - Silver Finish

Model#	Hole Center	Width	Price
MM H6	5"	6 1/4"	N/C



Flared Nickel Handle, Metal - Silver Finish

Model#	Hole Center	Width	Price
MM H7	5"	6 1/4"	N/C



Bow Handle, Silver Finish

Model#	Hole Center	Width	Price
MM H8	5"	6 1/8"	N/C



Curved Handle, Silver Finish

Model#	Hole Center	Width	Price
MM H9	5"	6 1/2"	N/C



Bar Square Handle, Silver Finish

Model#	Hole Center	Width	Price
MM H10	5"	5 3/8"	N/C
MM H11	11"	11 3/8"	\$61/ea.

Upcharge for H11 handles.



Bar Handle, Silver Finish

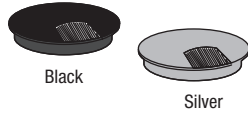
Model#	Hole Center	Width	Price
MM H14	11"	14"	N/C
MM H30*	27"	30"	\$61/ea.

* H30 DO NOT fit on pedestal drawers or hutch doors, upcharge for H30 handles.



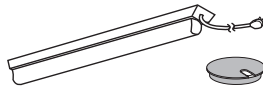
canyon series

Accessories and Upgrades



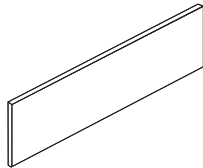
Grommet with Brush						
Model#	Depth	Width	Surface Hole Diameter	Color	Price	
NAGR3B	3 1/2"	3 1/2"	3"	Black Plastic w/ Brush	\$78	
NAGR3S	3 1/2"	3 1/2"	3"	Silver Plastic w/ Brush	\$78	

Specify grommet location...Left, Right or Center. No grommets over pedestals.
NAGR3B or NAGR3S is the standard grommet style for Canyon series (items where grommets are shown).



Tasklight and Grommet (One black light and one grommet on hutch back panel)						
Model#	Depth	Width	Height	Weight	Cube	Price
CYTSKLT	7/8"	24 1/2"	1 7/8"	2	.1	\$270

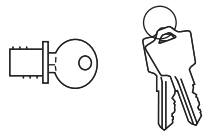
LED light.




Hutch Tackboards						
Model#	Depth	Width	Height	Weight	Cube	Price
MM TKBD66	1"	64"	14 1/4"	19	1	\$545

MM TKBD66 fits 72" wide hutch. For fabric color choice, see inside back cover.
For Underground Fabric add 25%

Fabric Chart (Uses Guilford of Maine)
STANDARD FABRICS
Tempest 2120...Zebra 015, Silk 045 Sprite 2671 ...Snow 7040, Linen 7010
Anchorage 2335 ...Sunshine 2082, Waterfall 2691, Green Apple 2087, Aubergine 2036, Goose 2049, Onyx 2016, Red Delicious 2014
Metro 3077 ...Storefront 030, Skyscraper 022 Cape Cod 3073 ...Linen 7031, Surf 7062
Metallation 5118 ...Chrome 1676, Polished Pewter 1678
Cadence 5595 ...Jade 1441, Turquoise 1442, Opal 1432, Sapphire 1443, Coral 1437
25% UPCHARGE*
* Underground 2967 ...Champagne 010, Tangerine 070, Azure 050, Ocean 041, Pepper 030, Earth 061



Face Lock (For TFM hinged doors)	
Model#	Price
MM FL	\$78



Cartoning Charges (Extends lead time)	
Model#	Price
MM CAR4	Pallet Cartoning (Corner & edge protectors w/bubble/shrink wrap, place in carton, strap to pallet)
	25%

canyon series

Desk Modesty Color Upgrade Options



Standard TFL

CY MOD1 - Same as Chassis
CY MOD2 - Other Standard Color



Pewter Brush

CY MOD4



Silver Matte

CY MOD5



Brushed Aluminum

CY MOD6




Aluminum Dots

CY MOD7

Desk Modesty Glass-look Option

(Standard for 72" w Desk Only. N/A for other widths)



Desk Framed
Glass Modesty

Silver-wrapped Frame with Frosted Glass

CY MOD10

conference collection

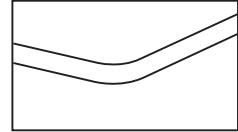
Edge Banded

 and  3 Days Lead Time

Maverick Series

1³/₄"-high built-up edge of thermally-fused melamine laminate with 2mm-thick PVC edge banding. Corners are radiused. Round tables are 1" thick. Square tables are 1" thick.

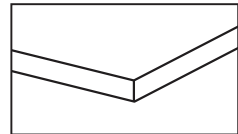
Edge Detail



Arroyo Series

1"-thick top of thermally-fused melamine laminate with 2mm-thick PVC edge banding. Square corners.

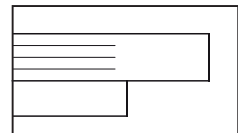
Edge Detail



Canyon Series

1" thick tops with "floating" appearance created by an inset "undertop" banded in a choice of silver or black.

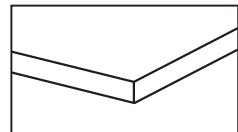
Edge Detail



Apex Series

1³/₄"-high built-up edge of thermally-fused melamine laminate with 2mm-thick PVC edge banding. Square corners.

Edge Detail





conference collection

Conference table selections are available in all series. Details of the table tops are provided for each series below. Specifications are found in each of the applicable series.

Product Specifications

COLORS

- 20 standard colors are available
- See color chart for color availability by series and color upcharges information

TOPS (EDGE BAND)  and  3 Days Lead Time

MAVERICK

- 2mm PVC edge banding
- 1¾"-thick thermally fused melamine (TFM) built-up top
- Rectangular and Boatshape tables feature contoured (radius) corners
- Round tables are 1" thick
- Square tables are 1" thick, square corners

ARROYO

- 2mm PVC edge banding
- 1"-thick thermally fused melamine (TFM)
- Boatshape, Racetrack and Rectangular tables feature square corners

CANYON

- 1" thick tops have a "floating" appearance created by an inset "undertop" 3/4" banded in a choice of silver or black
- Refer to Canyon Series section for styles and sizes

APEX

- 2mm PVC edge banding
- 1¾"-thick thermally fused melamine (TFM) built-up top
- Boatshape and Rectangular tables feature square corners

LEGS AND BASES

- See wide range of options on pages 152-157
- Attachment of legs to tops is either by metal-to-metal connection or by use of "L" brackets and wood screws

OTHER

Disclaimer: Dimensions assigned in this price list are nominal. If exact measurements are required, the requirement must be specified in the order and specifically acknowledged by Maverick. Maverick reserves the right to change

conference collection

How to Order Conference Collection - Tables and Bases

WORKSURFACE UNITS

1. Product number: **MM BS 42 96**

Width (Table)
Depth (Table)
Product Type: Conference Boatshape
Series Name: Maverick

CORNER SHAPE


Maverick Series



Arroyo Series | Apex



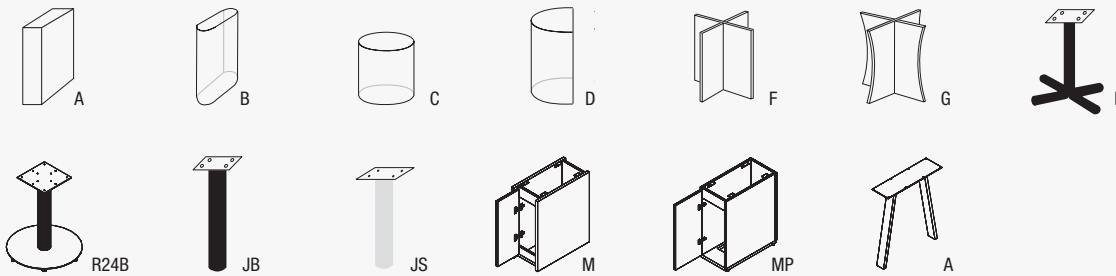
Canyon Series



- Specify worksurface finish.
- Specify worksurface edge trim finish. Matching color is standard.
- Specify choice of base. See page 152-157 for options and prices.

NOTE: Prices for tops do not include prices for base(s). Some lengths require three bases for tables. Edge detail varies by series.

BASE OPTIONS



Leg Style	Leg Base Description	(36"D)	(42"D)	(48"D)
MMLEGA	Square Panel Legs (ea.)	20" = \$147	24" = \$147	24" = \$147
MMLEGB	Radius Panel Legs (ea.)	20" = \$262	24" = \$262	24" = \$262
MMLEGC	Cylinder Base (ea.)	20" = \$524	24" = \$608	24" = \$608
MMLEGD	Half-Cylinder Base (ea.)	20" = \$478	24" = \$562	24" = \$562
MMLEGF	Flat Panel X Base (ea.)	20" = \$233	24" = \$262	24" = \$321
MMLEGG	Sculpted Panel X Base (ea.)	20" = \$301	24" = \$330	24" = \$330
MMLEGIB	Metal Four Star Base (ea.)	30" = \$468	30" = \$468	36" = \$509
MMLEGR24B	Round Base, Desk Height (ea.)	24" = \$936	24" = \$936	24" = \$936
MMLEGJB	Black Metal 4" Column Leg (ea.)	4" = \$161	4" = \$161	4" = \$161
MMLEGJS	Silver Metal 4" Column Leg (ea.)	4" = \$161	4" = \$161	4" = \$161
MMLEGM	Square Panel Base w/End Door (ea.)	20" = \$398	24" = \$420	24" = \$420
MMLEGMP	Square Panel Base w/End Door & Plinth Base (ea.)	20" = \$695	24" = \$715	24" = \$715
APLEGAS	A-Frame Metal Leg (ea.)	20" = \$408	24" = \$446	24" = \$446

NOTE: Column legs JS/JB are for bullet desk usage purposes only. For series where items are shown with column legs.

conference collection

Statement of Line

CONFERENCE



Conference | Boatshape
(MMBS)



Conference | Racetrack
(MMRT)



Conference | Rectangular
(MMRE)



Conference | Rectangular (Canyon)
(CYRE)



Conference | Rectangular
(AP)



Conference | Round
(RD)

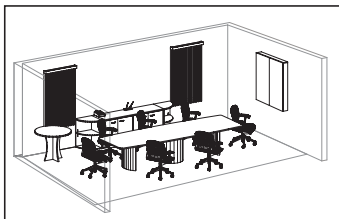


Community Table
(MM or CY)



Cube Table
(MM)

The Maverick Solution for the Conference Room



Choosing the Right Table - The Maverick Solution

► Select your function/size

Round Tables = For smaller, more informal spaces and fewer people:

36" for 3 seats, 42" for 4 seats, 48" for 5 seats, 54" for 6 seats

Rectangular, Boat-shape, Racetrack or Arched Valance = For larger spaces and more seats:

72" or 84" for 6 seats; 96", 108", 120" for 8 seats; 144" for 12 seats

► Select your style

Table Shape = Round, Rectangular, Boat-shape, Racetrack

Table Style = Edge banded or grooved edge series

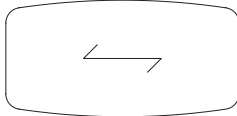
Table Color = From 20 standard colors - mix or match, including edge trim color

Base Style = Panel, cylinder, power bases, etc., see pages 152-157

Base Color = Select from 20 standard colors on many styles

conference collection

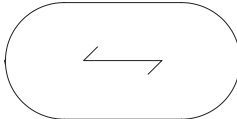
Maverick Series - Conference Table Tops



Boatshape Conference Table Top (1 3/4" thick build up edge, radius corners)

Model#	Depth	Width	Height	Top	Weight	Cube	Price
☞ MMBS3672	30"/ 36"	72"	1 3/4"	1 pc	185	9	\$ 597
☞ MMBS4284	36"/ 42"	84"	1 3/4"	1 pc	250	10	\$ 685
☞ MMBS4296	36"/ 42"	96"	1 3/4"	1 pc	310	12	\$ 772
MMBS42120	36"/ 42"	120"	1 3/4"	2 pcs	335	15	\$ 961
MMBS48120	42"/ 48"	120"	1 3/4"	2 pcs	335	17	\$1,151
MMBS42144	36"/ 42"	144"	1 3/4"	2 pcs	360	18	\$1,587
MMBS48144	42"/ 48"	144"	1 3/4"	2 pcs	360	19	\$1,675

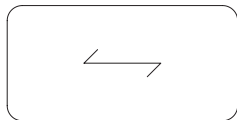
Tops width of 120" and 144" are made in 2-piece top.



Racetrack Conference Table Top (1 3/4" thick build up edge)

Model#	Depth	Width	Height	Top	Weight	Cube	Price
☞ MMRT3672	36"	72"	1 3/4"	1 pc	185	9	\$ 699
☞ MMRT4284	42"	84"	1 3/4"	1 pc	250	10	\$ 814
☞ MMRT4296	42"	96"	1 3/4"	1 pc	310	12	\$ 903
MMRT42120	42"	120"	1 3/4"	2 pcs	335	15	\$1,035
MMRT48120	48"	120"	1 3/4"	2 pcs	335	17	\$1,238
MMRT42144	42"	144"	1 3/4"	2 pcs	360	18	\$1,747
MMRT48144	48"	144"	1 3/4"	2 pcs	360	19	\$1,893

Tops width of 120" and 144" are made in 2-piece top.

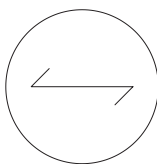


Rectangular Conference Table Top (1 3/4" thick build up edge, radius corners)

Model#	Depth	Width	Height	Top	Weight	Cube	Price
☞ MMRE3672	36"	72"	1 3/4"	1 pc	185	9	\$ 567
☞ MMRE4284	42"	84"	1 3/4"	1 pc	250	10	\$ 597
☞ MMRE4296	42"	96"	1 3/4"	1 pc	310	12	\$ 713
MMRE4896	48"	96"	1 3/4"	1 pc	310	12	\$1,100
MMRE42120	42"	120"	1 3/4"	2 pcs	335	15	\$ 932
MMRE48120	48"	120"	1 3/4"	2 pcs	335	17	\$1,151
MMRE42144	42"	144"	1 3/4"	2 pcs	360	18	\$1,482
MMRE48144	48"	144"	1 3/4"	2 pcs	360	19	\$1,603
20 MMRE42168	42"	168"	1 3/4"	2 pcs	235	18	\$2,070
20 MMRE48168	48"	168"	1 3/4"	2 pcs	264	19	\$2,165
20 MMRE42192	42"	192"	1 3/4"	2 pcs	267	19	\$2,225
20 MMRE48192	48"	192"	1 3/4"	2 pcs	300	10	\$2,335
20 MMRE60120	60"	120"	1 3/4"	2 pcs	233	18	\$1,400
20 MMRE60144	60"	144"	1 3/4"	2 pcs	277	19	\$2,230
20 MMRE60168	60"	168"	1 3/4"	2 pcs	322	11	\$2,390
20 MMRE60192	60"	192"	1 3/4"	2 pcs	366	12	\$2,550

Tops width of 120" and 144" are made in 2-piece top.
Tops *MMRE42168 - *MMRE60192 require 20 LEAD TIME.

Round Table Tops



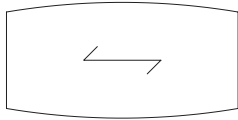
Round Table Table Top (1" thick)

Model#	Depth	Width	Height	Bases(Required)	Weight	Cube	Price
☞ MMRD36	36"	36"	1"	1	75	6	\$409
☞ MMRD42	42"	42"	1"	1	85	7	\$496
☞ MMRD48	48"	48"	1"	1	100	8	\$626
MMRD54	54"	54"	1"	1	115	10	\$713
MMRD60	60"	60"	1"	1	115	10	\$946

REMINDER: Prices are for TOPS ONLY - Order legs/bases separately.

conference collection

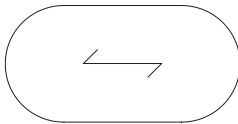
Arroyo Series - Conference Table Tops



Boatshape Conference Table Top (1" thick top, square corners)

Model#	Depth	Width	Height	Top	Weight	Cube	Price
☞ ARBS3672	30"/ 36"	72"	1"	1 pc	185	9	\$ 480
☞ ARBS4284	36"/ 42"	84"	1"	1 pc	250	10	\$ 567
☞ ARBS4296	36"/ 42"	96"	1"	1 pc	310	12	\$ 639
ARBS42120	36"/ 42"	120"	1"	2 pcs	139	13	\$ 970
ARBS48120	42"/ 48"	120"	1"	2 pcs	158	14	\$1,035
ARBS42144	36"/ 42"	144"	1"	2 pcs	166	14	\$1,365
ARBS48144	42"/ 48"	144"	1"	2 pcs	190	14	\$1,440

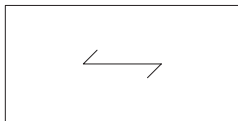
Tops width of 120" and 144" are made in 2-piece top.



Racetrack Conference Table Top (1" thick top)

Model#	Depth	Width	Height	Top	Weight	Cube	Price
☞ ARRT3672	36"	72"	1"	1 pc	185	9	\$ 496
☞ ARRT4284	42"	84"	1"	1 pc	250	10	\$ 582
☞ ARRT4296	42"	96"	1"	1 pc	310	12	\$ 656
ARRT42120	42"	120"	1"	2 pcs	139	13	\$ 990
ARRT48120	48"	120"	1"	2 pcs	158	14	\$1,055
ARRT42144	42"	144"	1"	2 pcs	166	14	\$1,385
ARRT48144	48"	144"	1"	2 pcs	190	14	\$1,460

Tops width of 120" and 144" are made in 2-piece top.

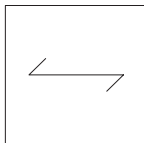


Rectangular Conference Table Top (1" thick top, square corners)

Model#	Depth	Width	Height	Top	Weight	Cube	Price
☞ ARRE3672	36"	72"	1"	1 pc	185	9	\$ 422
☞ ARRE4284	42"	84"	1"	1 pc	250	10	\$ 510
☞ ARRE4296	42"	96"	1"	1 pc	310	12	\$ 583
ARRE42120	42"	120"	1"	2 pcs	139	13	\$ 950
ARRE48120	48"	120"	1"	2 pcs	158	14	\$1,015
ARRE42144	42"	144"	1"	2 pcs	166	14	\$1,345
ARRE48144	48"	144"	1"	2 pcs	190	14	\$1,420

Tops width of 120" and 144" are made in 2-piece top.

Square Table Tops



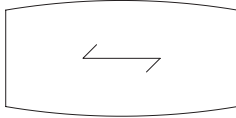
Square Table Table Top (1" thick, square corners)

Model#	Depth	Width	Height	Bases(Required)	Weight	Cube	Price
☞ ARSQ36	36"	36"	1"	1	75	6	\$409
☞ ARSQ42	42"	42"	1"	1	85	7	\$496
☞ ARSQ48	48"	48"	1"	1	100	8	\$626
☞ ARSQ54	54"	54"	1"	1	115	10	\$713

REMINDER: Prices are for TOPS ONLY - Order legs/bases separately.

conference collection

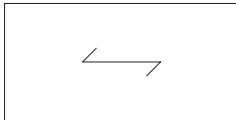
Apex Series Conference Table Tops



Boatshape Conference Table Top (1 3/4" thick build up edge, square corners)

Model#	Depth	Width	Height	Top	Weight	Cube	Price
APBS3672	30"/ 36"	72"	1 3/4"	1 pc	185	9	\$ 752
APBS4284	36"/ 42"	84"	1 3/4"	1 pc	250	10	\$ 841
APBS4296	36"/ 42"	96"	1 3/4"	1 pc	310	12	\$ 927
APBS42120	36"/ 42"	120"	1 3/4"	2 pcs	335	15	\$1,116
APBS48120	42"/ 48"	120"	1 3/4"	2 pcs	335	17	\$1,306
APBS42144	36"/ 42"	144"	1 3/4"	2 pcs	360	18	\$1,742
APBS48144	42"/ 48"	144"	1 3/4"	2 pcs	360	19	\$1,830

Tops width of 120" and 144" are made in 2-piece top.



Rectangular Conference Table Top (1 3/4" thick build up edge, square corners)

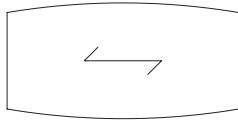
Model#	Depth	Width	Height	Top	Weight	Cube	Price
APRE3672	36"	72"	1 3/4"	1 pc	185	9	\$ 722
APRE4284	42"	84"	1 3/4"	1 pc	250	10	\$ 752
APRE4296	42"	96"	1 3/4"	1 pc	310	12	\$ 868
APRE4896	48"	96"	1 3/4"	1 pc	310	12	\$1,195
APRE42120	42"	120"	1 3/4"	2 pcs	335	15	\$1,087
APRE48120	48"	120"	1 3/4"	2 pcs	335	17	\$1,306
APRE42144	42"	144"	1 3/4"	2 pcs	360	18	\$1,637
APRE48144	48"	144"	1 3/4"	2 pcs	360	19	\$1,759
2⊖ APRE42168	42"	168"	1 3/4"	2 pcs	235	18	\$2,165
2⊖ APRE48168	48"	168"	1 3/4"	2 pcs	264	19	\$2,260
2⊖ APRE42192	42"	192"	1 3/4"	2 pcs	267	19	\$2,320
2⊖ APRE48192	48"	192"	1 3/4"	2 pcs	300	10	\$2,430
2⊖ APRE60120	60"	120"	1 3/4"	2 pcs	233	18	\$1,495
2⊖ APRE60144	60"	144"	1 3/4"	2 pcs	277	19	\$2,325
2⊖ APRE60168	60"	168"	1 3/4"	2 pcs	322	11	\$2,485
2⊖ APRE60192	60"	192"	1 3/4"	2 pcs	366	12	\$2,645

Tops width of 120" and 144" are made in 2-piece top.

Tops *APRE42168 - *APRE60192 require 2⊖ LEAD TIME.

conference collection

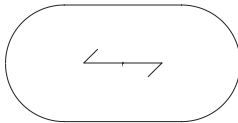
Canyon Series - Conference Table Tops with Grooved Edges and Under Top Trim (Specify Silver or Black Under Top Trim)



Boatshape Conference Table Top (1" with 3/4" under top trim, square corners)

Model#	Depth	Width	Height	Top	Weight	Cube	Price
CYBS3672	30"/ 36"	72"	1 3/4"	1 pc	185	9	\$994
CYBS4284	36"/ 42"	84"	1 3/4"	1 pc	250	10	\$1,187
CYBS4296	36"/ 42"	96"	1 3/4"	1 pc	310	12	\$1,374
CYBS42120	36"/ 42"	120"	1 3/4"	2 pcs	335	15	\$1,658
CYBS48120	42"/ 48"	120"	1 3/4"	2 pcs	335	17	\$1,851

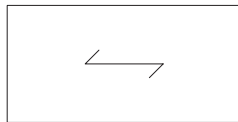
Tops width of 120" are made in 2-piece top.



Racetrack Conference Table Top (1" with 3/4" under top trim)

Model#	Depth	Width	Height	Top	Weight	Cube	Price
CYRT3672	36"	72"	1 3/4"	1 pc	185	9	\$1,078
CYRT4284	42"	84"	1 3/4"	1 pc	250	10	\$1,226
CYRT4296	42"	96"	1 3/4"	1 pc	310	12	\$1,471
CYRT42120	42"	120"	1 3/4"	2 pcs	335	15	\$1,806
CYRT48120	48"	120"	1 3/4"	2 pcs	335	17	\$1,999

Tops width of 120" are made in 2-piece top.



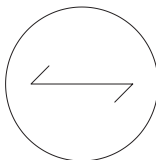
Rectangular Conference Table Top (1" with 3/4" under top trim, square corners)

Model#	Depth	Width	Height	Top	Weight	Cube	Price
CYRE3672	36"	72"	1 3/4"	1 pc	185	9	\$ 947
CYRE4284	42"	84"	1 3/4"	1 pc	250	10	\$1,147
CYRE4296	42"	96"	1 3/4"	1 pc	310	12	\$1,306
CYRE42120	42"	120"	1 3/4"	2 pcs	335	15	\$1,544
CYRE48120	48"	120"	1 3/4"	2 pcs	335	17	\$1,771

Tops width of 120" are made in 2-piece top.

Round Table Tops with Grooved Edges and Under Top Trim

(Specify Silver or Black Under Top Trim)



Round Table Table Top (1" with 3/4" under top trim)

Model#	Depth	Width	Height	Bases(Required)	Weight	Cube	Price
CYRD36	36"	36"	1 3/4"	1	75	6	\$ 824
CYRD42	42"	42"	1 3/4"	1	85	7	\$ 932
CYRD48	48"	48"	1 3/4"	1	100	8	\$1,017
CYRD54	54"	54"	1 3/4"	1	115	10	\$1,125

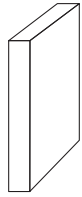
CANYON SERIES TABLE TOP NOTE: Tops including bases are 30"H. Standard Maverick power managements are available, see page 162-163. (Cut-out for power management is NOT included, add CYCUT2...\$330 each)

REMINDER: Prices are for TOPS ONLY - Order legs/bases separately.

conference collection

Bases for Conference Table Tops

NOTE: Stretcher bars are standard with conference table top and square panel legs.
(Not design to accept power units)



Square Panel Leg, 1" Thick

Model#	Depth	Width	Height	Top Depth	Price
ARLEGA20	1"	20"	28"	36"	\$ 67/ea.
ARLEGA24	1"	24"	28"	42" & 48"	\$ 67/ea.
ARLEG A30	1"	30"	28"	54" & 60"	\$205/ea.

Use for Arroyo Conference Table Tops only.
Stretcher bars 1"x7"H are standard with square panel legs (MMstretcher).

Square Panel Leg, 1 3/4" Thick

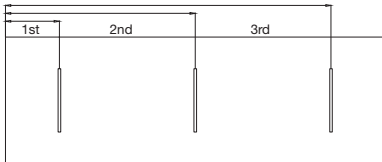
Model#	Depth	Width	Height	Top Depth	Price
MMLEGA20	1 3/4"	20"	28"	36"	\$147/ea.
MMLEGA24	1 3/4"	24"	28"	42" & 48"	\$147/ea.
MMLEGA30	1 3/4"	30"	28"	54" & 60"	\$205/ea.

Stretcher bars 1"x7"H are standard with square panel legs (MMstretcher).
Add MMCUT1...\$99 for each leg when ordering power management for base cutout.

Base Placement

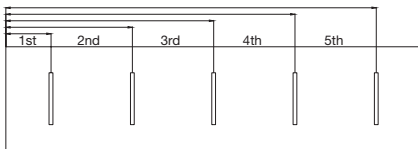
Bases Required & Base Placement for Square Panel Legs 1" Thick (Arroyo series tops only)

Tops	Table Depth	Table Width	Center of 1st Base	Center of 2nd Base	Center of 3rd Base	Center of 4th Base	Center of 5th Base
1 pc	36"	72"	20 1/2"	51 1/2"			
1 pc	42"	84"	20 1/2"	63 1/2"			
1 pc	42"	96"	20 1/2"	75 1/2"			
1 pc	48"	96"	20 1/2"	75 1/2"			
2 pcs	42"	120"	20 1/2"	60"	99 1/2"		
2 pcs	48"	120"	20 1/2"	60"	99 1/2"		
2 pcs	42"	144"	20 1/2"	72"	123 1/2"		
2 pcs	48"	144"	20 1/2"	72"	123 1/2"		



Bases Required & Base Placement for Square Panel Legs 1 3/4" Thick (All series)

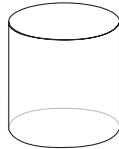
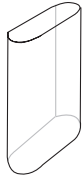
Tops	Table Depth	Table Width	Center of 1st Base	Center of 2nd Base	Center of 3rd Base	Center of 4th Base	Center of 5th Base
1 pc	36"	72"	20 7/8"	51 1/8"			
1 pc	42"	84"	20 7/8"	63 1/8"			
1 pc	42"	96"	20 7/8"	75 1/8"			
1 pc	48"	96"	20 7/8"	75 1/8"			
2 pcs	42"	120"	20 7/8"	60"	99 1/8"		
2 pcs	48"	120"	20 7/8"	60"	99 1/8"		
2 pcs	42"	144"	20 7/8"	72"	123 1/8"		
2 pcs	48"	144"	20 7/8"	72"	123 1/8"		
2 pcs	42"	168"	20 7/8"	52 7/16"	84"	115 9/16"	147 1/8"
2 pcs	48"	168"	20 7/8"	52 7/16"	84"	115 9/16"	147 1/8"
2 pcs	42"	192"	20 7/8"	58 7/16"	96"	133 9/16"	171 1/8"
2 pcs	48"	192"	20 7/8"	58 7/16"	96"	133 9/16"	171 1/8"
2 pcs	60"	120"	20 7/8"	60"	99 1/8"		
2 pcs	60"	144"	20 7/8"	72"	123 1/8"		
2 pcs	60"	168"	20 7/8"	52 7/16"	84"	115 9/16"	147 1/8"
2 pcs	60"	192"	20 7/8"	58 7/16"	96"	133 9/16"	171 1/8"



conference collection

Bases for Conference Table Tops

NOTE: Stretcher bars are standard with conference table top and square panel legs.
(Not design to accept power units)



Radius Panel Leg

Model#	Depth	Width	Height	Top Depth	Price
MMLEGB20	2 3/8"	20"	28"	36"	\$262/ea.
MMLEGB24	2 3/8"	24"	28"	42" & 48"	\$262/ea.
MMLEGB30	2 3/8"	30"	28"	54" & 60"	\$420/ea.

Stretcher bars 1"x7"H are standard with radius panel legs (MMstretcher).
Add MMCUT1...\$99 for each leg when ordering power management for base cutout. Grain runs horizontal.

Cylinder Base

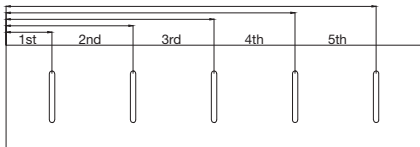
Model#	Depth	Width	Height	Top Depth	Price
MMLEGC20	20"	20"	28"	36"	\$524/ea.
MMLEGC24	24"	24"	28"	42" & 48"	\$608/ea.
MMLEGC30	30"	30"	28"	54" & 60"	\$708/ea.

If ordering Maverick standard power units, add MMCUT2...\$155 (top and bottom cut-out is required).

Base Placement

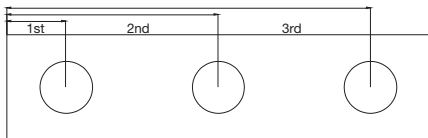
Bases Required & Base Placement for Radius Panel Legs 2 3/8" Thick (All series)

Tops	Table Depth	Table Width	Center of 1st Base	Center of 2nd Base	Center of 3rd Base	Center of 4th Base	Center of 5th Base
1 pc	36"	72"	21 3/16"	50 13/16"			
1 pc	42"	84"	21 3/16"	62 13/16"			
1 pc	42"	96"	21 3/16"	74 13/16"			
1 pc	48"	96"	21 3/16"	75 1/8"			
2 pcs	42"	120"	21 3/16"	60"	98 13/16"		
2 pcs	48"	120"	21 3/16"	60"	99 1/8"		
2 pcs	42"	144"	21 3/16"	72"	122 13/16"		
2 pcs	48"	144"	21 3/16"	72"	123 1/8"		
2 pcs	42"	168"	21 3/16"	52 19/32"	84"	115 13/32"	146 13/16"
2 pcs	48"	168"	21 3/16"	52 19/32"	84"	115 13/32"	146 13/16"
2 pcs	42"	192"	21 3/16"	58 19/32"	96"	133 13/32"	170 13/16"
2 pcs	48"	192"	21 3/16"	58 19/32"	96"	133 13/32"	170 13/16"
2 pcs	60"	120"	21 3/16"	60"	99 1/8"		
2 pcs	60"	144"	21 3/16"	72"	123 1/8"		
2 pcs	60"	168"	21 3/16"	52 19/32"	84"	115 13/32"	146 13/16"
2 pcs	60"	192"	21 3/16"	58 19/32"	96"	133 13/32"	170 13/16"



Bases Required & Base Placement for Cylinder Bases (All series)

Tops	Table Depth	Table Width	Center of 1st Base	Center of 2nd Base	Center of 3rd Base	Center of 4th Base	Center of 5th Base
1 pc	36"	72"	25"	47"			
1 pc	42"	84"	27"	57"			
1 pc	42"	96"	27"	69"			
1 pc	48"	96"	27"	69"			
2 pcs	42"	120"	27"	60"	93"		
2 pcs	48"	120"	27"	60"	93"		
2 pcs	42"	144"	27"	72"	117"		
2 pcs	48"	144"	27"	72"	117"		
2 pcs	42"	168"	27"	84"	141"		
2 pcs	48"	168"	27"	84"	141"		
2 pcs	42"	192"	27"	96"	165"		
2 pcs	48"	192"	27"	96"	165"		
2 pcs	60"	120"	30"	60"	90"		
2 pcs	60"	144"	30"	72"	114"		
2 pcs	60"	168"	30"	84"	138"		
2 pcs	60"	192"	30"	96"	162"		



conference collection

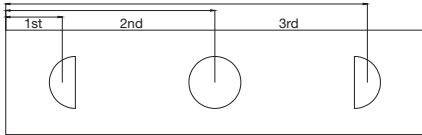
Bases for Conference Table Tops



Half-Cylinder Base					
Model#	Depth	Width	Height	Top Depth	Price
MMLEGD20	10"	20"	28"	36"	\$478/ea.
MMLEGD24	12"	24"	28"	42" & 48"	\$562/ea.
MMLEGD30	15"	30"	28"	54" & 60"	\$661/ea.

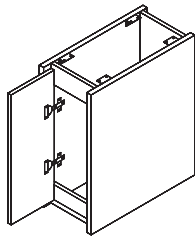
**Not design to accept power units.
If ordering Maverick standard power unit, add MMCUT2 \$155 (Top and bottom cutout)**

Base Placement



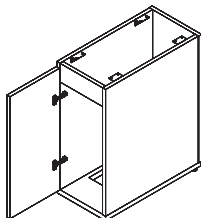
Bases Required & Base Placement for Half-Cylinder Bases (All series)							
Tops	Table Depth	Table Width	Center of 1st Base	Center of 2nd Base	Center of 3rd Base	Center of 4th Base	Center of 5th Base
1 pc	36"	72"	20 1/2"	51 1/2"			
1 pc	42"	84"	26"	58"			
1 pc	42"	96"	26"	70"			
1 pc	48"	96"	26"	69"			
2 pcs	42"	120"	26"	60"	94"		
2 pcs	48"	120"	26"	60"	94"		
2 pcs	42"	144"	26"	72"	118"		
2 pcs	48"	144"	26"	72"	118"		
2 pcs	42"	168"	26"	84"	142"		
2 pcs	48"	168"	26"	84"	142"		
2 pcs	42"	192"	26"	96"	166"		
2 pcs	48"	192"	26"	96"	166"		
2 pcs	60"	120"	27 1/2"	60"	92 1/2"		
2 pcs	60"	144"	27 1/2"	72"	116 1/2"		
2 pcs	60"	168"	27 1/2"	84"	140 1/2"		
2 pcs	60"	192"	27 1/2"	96"	164 1/2"		

Power Bases, for Power Management Wire Access



Square Panel Base with End Access Door					
Model#	Depth	Width	Height	Top Depth	Price
MMLEGM1320WD	13"	20"	28"	36"	\$398
MMLEGM1324WD	13"	24"	28"	42" & 48"	\$420
MMLEGM1330WD	13"	30"	28"	54" & 60"	\$525

Leg Notes: Top and Bottom open (no top). Grommets are standard only when ordered with wire trough. No plinth base.



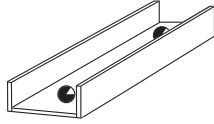
Square Panel Base with End Access Door and Plinth Base					
Model#	Depth	Width	Height	Top Depth	Price
MMLEGMP1320WD	13"	20"	28"	36"	\$695
MMLEGMP1324WD	13"	24"	28"	42" & 48"	\$715
MMLEGMP1330WD	13"	30"	28"	54" & 60"	\$745

Leg Notes: No top, bottom cut out 11"x8 1/2". Grommets are standard only when ordered with wire trough. Plinth base color will match base, for silver trim specify N/C.

NOTE: For wire management trough and base placement see P. 155

conference collection

Wire Management for Power Bases



Wire Management Trough

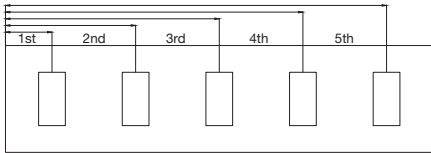
Model#	Depth	Width	Height	Price
MM WMT	11"	varies	7"	\$176

Notes: Dimensions are based on conference table top sizes. Can be use with power bases or panel legs. (2) bases requires (1) trough. (3) bases requires (2) troughs.


Base Placement for Power Bases

Bases Required & Base Placement for 13"D Power Bases (All series)

Tops	Table Depth	Table Width	Center of 1st Base	Center of 2nd Base	Center of 3rd Base	Center of 4th Base	Center of 5th Base
1 pc	36"	72"	21"	51"			
1 pc	42"	84"	21"	63"			
1 pc	42"	96"	26"	70"			
1 pc	48"	96"	26"	70"			
2 pcs	42"	120"	26"	60"	94"		
2 pcs	48"	120"	26"	60"	94"		
2 pcs	42"	144"	26"	72"	118"		
2 pcs	48"	144"	26"	72"	118"		
2 pcs	42"	168"	26"	84"	142"		
2 pcs	48"	168"	26"	84"	142"		
2 pcs	42"	192"	26"	96"	166"		
2 pcs	48"	192"	26"	96"	166"		
2 pcs	60"	120"	26"	60"	94"		
2 pcs	60"	144"	26"	72"	118"		
2 pcs	60"	168"	26"	84"	142"		
2 pcs	60"	192"	26"	96"	166"		



Apex Metal Legs for Conference Table Tops (All Series)



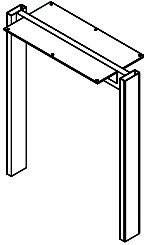
A-Frame Leg

Model#	Depth	Width	Height	Color	Top Depth	Price
APLEGA20B	20"	6"	28"	Black	36"	\$408
APLEGA20S	20"	6"	28"	Silver	36"	\$408
APLEGA20W	20"	6"	28"	White	36"	\$408
APLEGA24B	24"	6"	28"	Black	42" & 48"	\$446
APLEGA24S	24"	6"	28"	Silver	42" & 48"	\$446
APLEGA24W	24"	6"	28"	White	42" & 48"	\$446
APLEGA30B	30"	6"	28"	Black	54" & 60"	\$480
APLEGA30S	30"	6"	28"	Silver	54" & 60"	\$480
APLEGA30W	30"	6"	28"	White	54" & 60"	\$480

For bases required and base placement see p. 156.

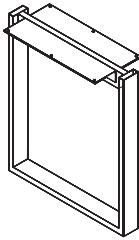
conference collection

Apex Metal Legs for Conference Table Tops (All Series)



Shared Double Post Leg

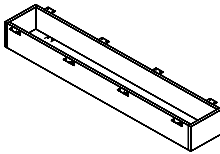
Model#	Depth	Width	Height	Color	Top Depth	Price
APDPML20B	20"	9"	28"	Black	36"	\$364
APDPML20S	20"	9"	28"	Silver	36"	\$364
APDPML20W	20"	9"	28"	White	36"	\$364
APDPML24B	24"	9"	28"	Black	42" & 48"	\$402
APDPML24S	24"	9"	28"	Silver	42" & 48"	\$402
APDPML24W	24"	9"	28"	White	42" & 48"	\$402
APDPML30B	30"	9"	28"	Black	54" & 60"	\$437
APDPML30S	30"	9"	28"	Silver	54" & 60"	\$437
APDPML30W	30"	9"	28"	White	54" & 60"	\$437



Shared D-Leg

Model#	Depth	Width	Height	Color	Top Depth	Price
APMDL20B	20"	9"	28"	Black	36"	\$454
APMDL20S	20"	9"	28"	Silver	36"	\$454
APMDL20W	20"	9"	28"	White	36"	\$454
APMDL24B	24"	9"	28"	Black	42" & 48"	\$472
APMDL24S	24"	9"	28"	Silver	42" & 48"	\$472
APMDL24W	24"	9"	28"	White	42" & 48"	\$472
APMDL30B	30"	9"	28"	Black	54" & 60"	\$505
APMDL30S	30"	9"	28"	Silver	54" & 60"	\$505
APMDL30W	30"	9"	28"	White	54" & 60"	\$505

Wire Management



Wire Management Trough Box (Two grommets on bottom)

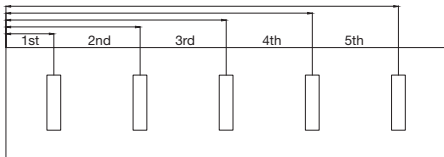
Model#	Depth	Width	Height	Price
APWMT	11"	Varies	7"	\$361

APWMT use with Apex metal legs only. Dimensions are based on conference table sizes.
Troughs: 2-legs requires 1, 3-legs requires 2, 4-legs requires 3, 5-legs requires 4.

Base Placement

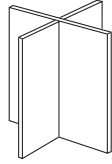
Legs Required & Leg Placement for Apex Metal Legs

Tops	Table Depth	Table Width	Center of 1st Base	Center of 2nd Base	Center of 3rd Base	Center of 4th Base	Center of 5th Base
1 pc	36"	72"	20 7/8"	51 1/8"			
1 pc	42"	84"	20 7/8"	63 1/8"			
1 pc	42"	96"	20 7/8"	75 1/8"			
1 pc	48"	96"	20 7/8"	75 1/8"			
2 pcs	42"	120"	20 7/8"	60"	98 13/16"		
2 pcs	48"	120"	20 7/8"	60"	99 1/8"		
2 pcs	42"	144"	20 7/8"	72"	122 13/16"		
2 pcs	48"	144"	20 7/8"	72"	123 1/8"		
2 pcs	42"	168"	20 7/8"	52 7/16"	84"	115 9/16"	147 1/8"
2 pcs	48"	168"	20 7/8"	52 7/16"	84"	115 9/16"	147 1/8"
2 pcs	42"	192"	20 7/8"	52 7/16"	96"	133 9/16"	171 1/8"
2 pcs	48"	192"	20 7/8"	58 7/16"	96"	133 9/16"	171 1/8"
2 pcs	60"	120"	20 7/8"	60"	99 1/8"		
2 pcs	60"	144"	20 7/8"	72"	123 1/8"		
2 pcs	60"	168"	20 7/8"	52 7/16"	84"	115 9/16"	147 1/8"
2 pcs	60"	192"	20 7/8"	58 7/16"	96"	133 9/16"	171 1/8"



conference collection

Bases, for Round and Square Table Tops



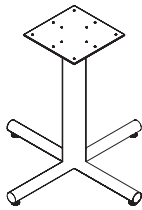
Flat Panel X-Base

Model#	Depth	Width	Height	Top Depth	Price
☞ MMLEGF20	20"	20"	28"	36"	\$233
☞ MMLEGF24	24"	24"	28"	42" & 48"	\$262
MMLEGF30	24"	30"	28"	54" & 60"	\$321



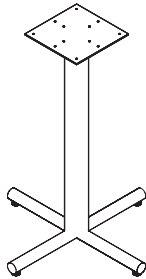
Sculptured Panel X-Base

Model#	Depth	Width	Height	Top Depth	Price
☞ MMLEGG20	20"	20"	28"	36"	\$301
☞ MMLEGG24	24"	24"	28"	42" & 48"	\$330



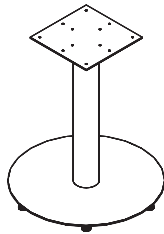
Metal Four-Star Base

Model#	Depth	Width	Height	Top Depth	Color	Price
☞ MMLEGI30B	30"	30"	28"	36"	Black	\$468
☞ MMLEGI36B	36"	36"	28"	42", 48" & 54"	Black	\$509
☞ MMLEGI30S	30"	30"	28"	36"	Silver Powdercoat	\$468
☞ MMLEGI36S	36"	36"	28"	42", 48" & 54"	Silver Powdercoat	\$509
MMLEGI30C	30"	30"	28"	36"	Chrome	\$619
MMLEGI36C	36"	36"	28"	42", 48" & 54"	Chrome	\$667



Bar Height Metal Four Star Base

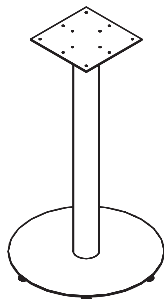
Model#	Depth	Width	Height	Top Depth	Color	Price
☞ MMLEGIBH30B	30"	30"	41"	36"	Black	\$555
☞ MMLEGIBH36B	36"	36"	41"	42", 48" & 54"	Black	\$596
☞ MMLEGIBH30S	30"	30"	41"	36"	Silver Powdercoat	\$555
☞ MMLEGIBH36S	36"	36"	41"	42", 48" & 54"	Silver Powdercoat	\$596
MMLEGIBH30C	30"	30"	41"	36"	Chrome	\$706
MMLEGIBH36C	36"	36"	41"	42", 48" & 54"	Chrome	\$758



Round Disc Base, Desk Height

Model#	Depth	Width	Height	Top Depth	Color	Price
☞ MMLEGR24B	24"	4"	27 3/4"	36", 42" & 48"	Black	\$ 936
☞ MMLEGR28B	28"	4"	27 3/4"	54"	Black	\$1,073
☞ MMLEGR24S	24"	4"	27 3/4"	36", 42" & 48"	Silver Powdercoat	\$ 936
☞ MMLEGR28S	28"	4"	27 3/4"	54"	Silver Powdercoat	\$1,073
MMLEGR24C	24"	4"	27 3/4"	36", 42" & 48"	Chrome	\$1,121
MMLEGR28C	28"	4"	27 3/4"	54"	Chrome	\$1,403

Leg Notes: Fixed mounting plate 12" x 12"



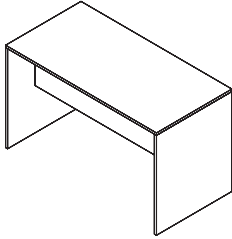
Round Disc Base, Bar Height

Model#	Depth	Width	Height	Top Depth	Color	Price
☞ MMLEGRBH24B	24"	4"	40 3/4"	36" & 42"	Black	\$1,021
☞ MMLEGRBH28B	28"	4"	40 3/4"	48"D	Black	\$1,174
☞ MMLEGRBH24S	24"	4"	40 3/4"	36" & 42"	Silver Powdercoat	\$1,021
☞ MMLEGRBH28S	28"	4"	40 3/4"	48"D	Silver Powdercoat	\$1,174
MMLEGRBH24C	24"	4"	40 3/4"	36" & 42"	Chrome	\$1,305
MMLEGRBH28C	28"	4"	40 3/4"	48"	Chrome	\$1,481

Leg Notes: Fixed mounting plate 12" x 12"

conference collection

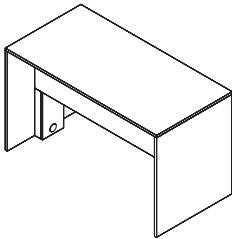
Community Tables - Maverick Series



Community Table (1" top & end panels, 2-half modesty panels)

Model#	Depth	Width	Height	Weight	Cube	Price
MMNCTA3672	36"	72"	42"	200	63	\$1,118
MMNCTA3684	36"	84"	42"	220	74	\$1,195
MMNCTA3696	36"	96"	42"	241	84	\$1,271
MMNCTA4272	42"	72"	42"	224	74	\$1,205
MMNCTA4284	42"	84"	42"	246	86	\$1,289
MMNCTA4296	42"	96"	42"	269	98	\$1,372

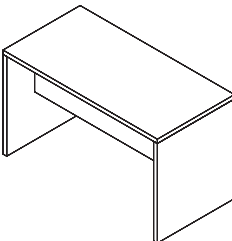
Optional HPL Modesty upgrade...For 72"W add MMUMOD72...\$415. For 84"W add MMUMOD84...\$492. For 96"W add MMUMOD96...\$563. 84"W & 96"W tables ship disassembled.



Community Table (1" top & end panels, 2-half modesty panels, 2-troughs with grommets)

Model#	Depth	Width	Height	Weight	Cube	Price
MMNCTAP3672	36"	72"	42"	220	63	\$1,418
MMNCTAP3684	36"	84"	42"	240	74	\$1,493
MMNCTAP3696	36"	96"	42"	261	84	\$1,569
MMNCTAP4272	42"	72"	42"	244	74	\$1,505
MMNCTAP4284	42"	84"	42"	266	86	\$1,588
MMNCTAP4296	42"	96"	42"	289	98	\$1,669

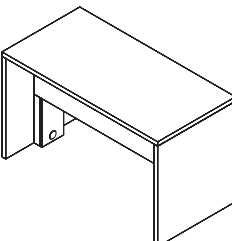
Optional HPL Modesty upgrade...For 72"W add MMUMOD72...\$415. For 84"W add MMUMOD84...\$492. For 96"W add MMUMOD96...\$563. 84"W & 96"W tables ship disassembled.



Community Table (1 3/4" top & end panels, 2-half modesty panels)

Model#	Depth	Width	Height	Weight	Cube	Price
MMNCTB3672	36"	72"	42"	315	63	\$1,446
MMNCTB3684	36"	84"	42"	343	74	\$1,556
MMNCTB3696	36"	96"	42"	373	84	\$1,666
MMNCTB4272	42"	72"	42"	357	74	\$1,580
MMNCTB4284	42"	84"	42"	390	86	\$1,701
MMNCTB4296	42"	96"	42"	423	98	\$1,824

Optional HPL Modesty upgrade...For 72"W add MMUMOD72...\$415. For 84"W add MMUMOD84...\$492. For 96"W add MMUMOD96...\$563. 84"W & 96"W tables ship disassembled.



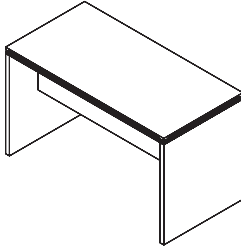
Community Table (1 3/4" top & end panels, 2-half modesty panels, 2-troughs with grommets)

Model#	Depth	Width	Height	Weight	Cube	Price
MMNCTBP3672	36"	72"	42"	335	63	\$1,745
MMNCTBP3684	36"	84"	42"	363	74	\$1,855
MMNCTBP3696	36"	96"	42"	393	84	\$1,966
MMNCTBP4272	42"	72"	42"	377	74	\$1,878
MMNCTBP4284	42"	84"	42"	410	86	\$2,001
MMNCTBP4296	42"	96"	42"	443	98	\$2,123

Optional HPL Modesty upgrade...For 72"W add MMUMOD72...\$415. For 84"W add MMUMOD84...\$492. For 96"W add MMUMOD96...\$563. 84"W & 96"W tables ship disassembled.

conference collection

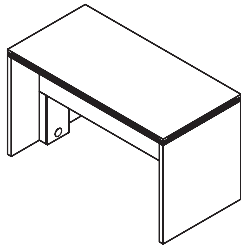
Community Tables - Canyon Series



Community Table (1" thick grooved edge top, 3/4" silver undertrim, 3/4" under top, 1 3/4" end panels, 2-half modesty panels)

Model#	Depth	Width	Height	Weight	Cube	Price
CYNCTB3672	36"	72"	42"	368	63	\$1,819
CYNCTB3684	36"	84"	42"	405	74	\$1,964
CYNCTB3696	36"	96"	42"	444	84	\$2,109
CYNCTB4272	42"	72"	42"	419	74	\$1,986
CYNCTB4284	42"	84"	42"	469	86	\$2,147
CYNCTB4296	42"	96"	42"	506	98	\$2,309

Optional HPL Modesty upgrade...For 72"W add MMUMOD72...\$415. For 84"W add MMUMOD84...\$492. For 96"W add MMUMOD96...\$563. 84"W & 96"W tables ship disassembled.



Community Table (1" thick grooved edge top, 3/4" silver undertrim, 3/4" under top, 1 3/4" end panels, 2-half modesty panels, 2 troughs with grommet)

Model#	Depth	Width	Height	Weight	Cube	Price
CYNCTBP3672	36"	72"	42"	388	63	\$2,118
CYNCTBP3684	36"	84"	42"	425	74	\$2,263
CYNCTBP3696	36"	96"	42"	464	84	\$2,407
CYNCTBP4272	42"	72"	42"	439	74	\$2,285
CYNCTBP4284	42"	84"	42"	489	86	\$2,446
CYNCTBP4296	42"	96"	42"	526	98	\$2,606

Optional HPL Modesty upgrade...For 72"W add MMUMOD72...\$415. For 84"W add MMUMOD84...\$492. For 96"W add MMUMOD96...\$563. 84"W & 96"W tables ship disassembled.

HPL Modesty Panel Color Upgrade Options:



Silver



Ruby




Tangerine



Pacific Ocean



Starry Night



Leaf



Seafoam



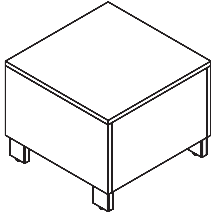
Lilac

NOTE: See page 217 for color HPL modesty panel options

conference collection

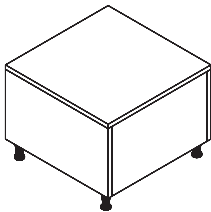
Square Cube Tables

(Standard open bottom)



Square Cube Tables with Apex Silver Feet (TFM)

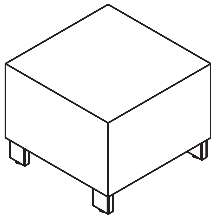
Model#	Depth	Width	Height	Weight	Cube	Price
MMSCAP202016	20"	20"	16"	49	4	\$ 584
MMSCAP202020	20"	20"	20"	55	5	\$ 584
MMSCAP242416	24"	24"	16"	60	6	\$ 704
MMSCAP242420	24"	24"	20"	68	7	\$ 704
MMSCAP243016	24"	30"	16"	70	7	\$ 798
MMSCAP243616	24"	36"	16"	80	8	\$ 890
MMSCAP244816	24"	48"	16"	100	11	\$1,082



Square Cube Tables with Napa Feet (TFM)

Model#	Depth	Width	Height	Weight	Cube	Price
MMSCNA202016	20"	20"	16"	49	4	\$ 584
MMSCNA202020	20"	20"	20"	55	5	\$ 584
MMSCNA242416	24"	24"	16"	60	6	\$ 704
MMSCNA242420	24"	24"	20"	68	7	\$ 704
MMSCNA243016	24"	30"	16"	70	7	\$ 798
MMSCNA243616	24"	36"	16"	80	8	\$ 890
MMSCNA244816	24"	48"	16"	100	11	\$1,082

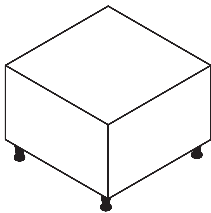
Feet color available in brushed nickle only.



Square Cube Tables with Apex Silver Feet (HPL)

Model#	Depth	Width	Height	Weight	Cube	Price
MMSCAPHP202016	20"	20"	16"	49	4	\$ 716
MMSCAPHP202020	20"	20"	20"	55	5	\$ 716
MMSCAPHP242416	24"	24"	16"	60	6	\$ 868
MMSCAPHP242420	24"	24"	20"	68	7	\$ 868
MMSCAPHP243016	24"	30"	16"	70	7	\$ 988
MMSCAPHP243616	24"	36"	16"	80	8	\$1,114
MMSCAPHP244816	24"	48"	16"	100	11	\$1,359

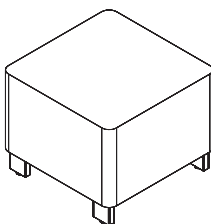
HPL requires 20 LEADTIME.



Square Cube Tables with Napa Feet (HPL)

Model#	Depth	Width	Height	Weight	Cube	Price
MMSCNAHP202016	20"	20"	16"	49	4	\$ 716
MMSCNAHP202020	20"	20"	20"	55	5	\$ 716
MMSCNAHP242416	24"	24"	16"	60	6	\$ 868
MMSCNAHP242420	24"	24"	20"	68	7	\$ 868
MMSCNAHP243016	24"	30"	16"	70	7	\$ 988
MMSCNAHP243616	24"	36"	16"	80	8	\$1,114
MMSCNAHP244816	24"	48"	16"	100	11	\$1,359

HPL requires 20 LEADTIME. Feet color available in brushed nickle only.



Radius Cube Tables with Apex Silver Feet (HPL)

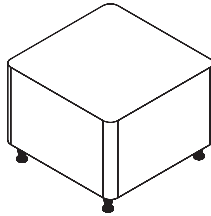
Model#	Depth	Width	Height	Weight	Cube	Price
MMRCAPHP202016	20"	20"	16"	49	4	\$ 841
MMRCAPHP202020	20"	20"	20"	55	5	\$ 841
MMRCAPHP242416	24"	24"	16"	60	6	\$1,032
MMRCAPHP242420	24"	24"	20"	68	7	\$1,032
MMRCAPHP243016	24"	30"	16"	70	7	\$1,185
MMRCAPHP243616	24"	36"	16"	80	8	\$1,337
MMRCAPHP244816	24"	48"	16"	100	11	\$1,633

HPL requires 20 LEADTIME.

conference collection

Square Cube Tables

(Standard open bottom)



Radius Cube Tables with Napa Feet (HPL)

Model#	Depth	Width	Height	Weight	Cube	Price
MMRCNAHP202016	20"	20"	16"	49	4	\$ 841
MMRCNAHP202020	20"	20"	20"	55	5	\$ 841
MMRCNAHP242416	24"	24"	16"	60	6	\$1,032
MMRCNAHP242420	24"	24"	20"	68	7	\$1,032
MMRCNAHP243016	24"	30"	16"	70	7	\$1,185
MMRCNAHP243616	24"	36"	16"	80	8	\$1,337
MMRCNAHP244816	24"	48"	16"	100	11	\$1,633

HPL requires 20 LEADTIME. Feet color available in brushed nickle only.

Data/Power Management

(Square Cube Tables)

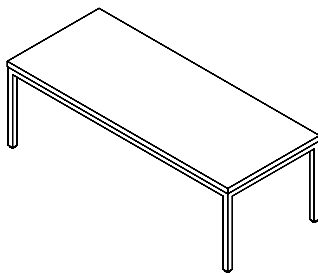


Rectangular Power Grommet (1-Power, 2-Power USB with adapter, 108" cord)

Model#	Depth	Width	Height	Weight	Cube	Color	Price
APRPG1B	2 1/4"	3 3/4"	3"	2	1	Black	\$388
APRPG1S	2 1/4"	3 3/4"	3"	2	1	Silver	\$388
APRPG1GW	2 1/4"	3 3/4"	3"	2	1	Gloss White	\$388

Center grommet top location is standard, cut out top center.

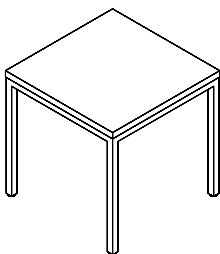
Occasional Tables



Coffee Table with Square Metal 4-Leg (1" thick top, 15"H Metal Leg)

Model#	Depth	Width	Height	Leg Color	Weight	Cube	Price
MMCT204816B	20"	48"	16"	Black	39	9	\$556
MMCT204816S	20"	48"	16"	Silver	39	9	\$556
MMCT204816W	20"	48"	16"	White	39	9	\$556
MMCT244816B	24"	48"	16"	Black	44	11	\$612
MMCT244816S	24"	48"	16"	Silver	44	11	\$612
MMCT244816W	24"	48"	16"	White	44	11	\$612

Option to upgrade top to 1 3/4" thick, add MMUTTOP 20% upcharge.



End Table with Square Metal 4-Leg (1" thick top, 19"H Metal Leg)

Model#	Depth	Width	Height	Leg Color	Weight	Cube	Price
MMET202020B	20"	20"	20"	Black	20	5	\$532
MMET202020S	20"	20"	20"	Silver	20	5	\$532
MMET202020W	20"	20"	20"	White	20	5	\$532
MMET242420B	24"	24"	20"	Black	25	7	\$580
MMET242420S	24"	24"	20"	Silver	25	7	\$580
MMET242420W	24"	24"	20"	White	25	7	\$580

Option to upgrade top to 1 3/4" thick, add MMUTTOP 20% upcharge.

conference collection

Data/Power Management

(Cut-out locations must be specified)



Round Power Grommet (1-Power, 2-Power USB, 1-switching adapter, 60" cord)

Model#	Depth	Width	Surface Hold Diameter	Color	Weight	Cube	Price
NAPRGR3B	3 1/2"	3 1/2"	3 1/8"	Black	2	1	\$177
NAPRGR3S	3 1/2"	3 1/2"	3 1/8"	Silver	2	1	\$177

Specify cut-out location for tops, see below.



Rectangular Power Grommet (1-Power, 2-Power USB with adapter, 108" cord)

Model#	Depth	Width	Height	Color	Weight	Cube	Price
APRPG1B	2 1/4"	3 3/4"	3"	Black	2	1	\$388
APRPG1S	2 1/4"	3 3/4"	3"	Silver	2	1	\$388
APRPG1GW	2 1/4"	3 3/4"	3"	Gloss White	2	1	\$388

Specify cut-out location for tops, see below.



Plastic Black Power Management Unit (1-Phone, 1-Data, 3-Outlets, 1-Power USB with adapter)

Model#	Dimensions	Color	Weight	Cube	Price
MMPWRDLX	2 7/8"D x 8 3/4"W	Black	2	1	\$398

Black Matte finish. **Specify center, left or right cutout location (see below).**
 Note: Includes 8 wire-management clips. **Includes top cutout (Horizontal).**
 Data capability CAT5. Surge protected - 10' cord.

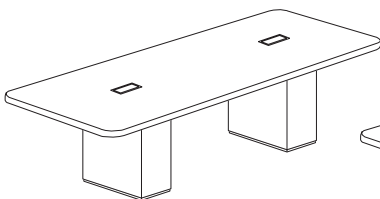


Metal Power Management Unit (2-Power, 1-Data, 2-Power USB with adapter, 1-HDMI, 1-RJ45, 1- RJ11)

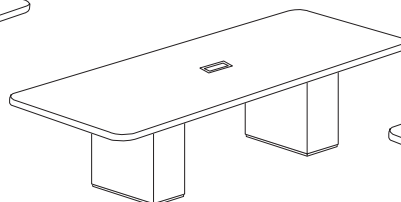
Model#	Dimensions	Color	Weight	Cube	Price
MMPWRDLX2S	5 3/8"D x 9"W	Brushed Silver	2	1	\$1,087
MMPWRDLX2B	5 3/8"D x 9"W	Black	2	1	\$1,087

Metal Silver finish. **Specify center, left or right cutout location (see below).**
 Note: Includes 8 wire-management clips. **Includes top cutout (Horizontal).**
 Data capability CAT6. Surge protected - 6' cord.

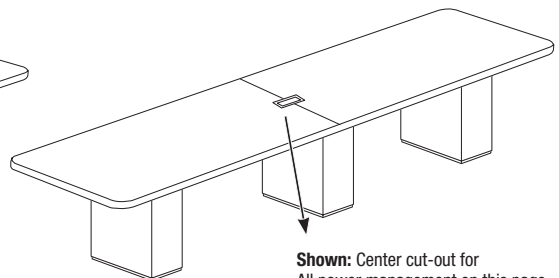
Cut Out Locations



Shown: Left & right cut-out for All power management on this page MMPWRDLX or MMPWRDLX2 (over bases)



Shown: Center cut-out for All power management on this page



Shown: Center cut-out for All power management on this page MMPWRDLX or MMPWRDLX2 (over base)

conference collection

Data/Power Management

(Cut-out locations must be specified)



Metal Reef Power Management Unit (1-HDMI with adapter, 1-VGA, 1-Audio, 2-RJ45, 3-Power, 2-Power USB with adapter)

Model#	Dimensions	Color	Weight	Cube	Price
MMRPMU16B	6 1/4"D x 16"W	Black	24	2	\$1,830
MMRPMU16S	6 1/4"D x 16"W	Silver	24	2	\$1,830

Includes top cutout (5 3/4"D x 15" W).
Center cut-out location only horizontal. Cut-out N/A directly over bases (see below).
 Data capability CAT6.



Metal Black PC Power Management Unit (4-CAT6 Ports, 1-HDMI, 1-VGA, 1-Audio, 12-Outlets and 4-Power USB with adapter)

Model#	Dimensions	Color	Weight	Cube	Price
MMPWRUPCB	9 1/2"D x 30"W	Black	24	2	\$4,272

Includes top cutout (8 1/4"D x 29 1/8"W).
Center cut-out location only horizontal. Cut-out N/A directly over bases (see below).
 Data capability CAT6.



Metal Silver Pearl PC Power Management Unit (4-CAT6 Ports, 1-HDMI, 1-VGA, 1-Audio, 12-Outlets and 4-Power USB with adapter)

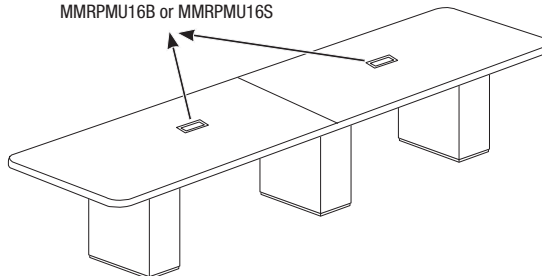
Model#	Dimensions	Color	Weight	Cube	Price
MMPWRUPCS	9 1/2"D x 30"W	Silver	24	2	\$4,272

Includes top cutout (8 1/4"D x 29 1/8"W).
Center cut-out location only, horizontal. Cut-out N/A directly over bases (see below).
 Data capability CAT6.

Cut Out Locations

(Horizontal only, N/A over bases)

Shown: Center cut-out for
 MMPWRUPCB or MMPWRUPCS
 MMRPMU16B or MMRPMU16S



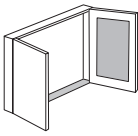
conference collection

Conference Room Furnishings

MODEL #						LIST PRICE BY SERIES		
SERIES (SPECIFY)	DEPTH	WIDTH	HEIGHT	WEIGHT	CUBE	MM	CY	
						(Maverick)	(Canyon)	

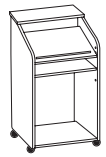
Conference Board								
CB36	6"	36"	36"	130	5	\$1,400	N/A	
CB48	6"	48"	48"	130	6	\$1,606	N/A	

Projection screen available for 48" conference board ONLY. **Optional projection screen...add \$375.**
 Whiteboard with corkboard provided on inside of both doors.
NOTE: Leaving marker writing on board for more than 48hrs, will result in permanent stains.



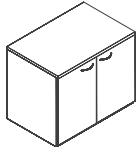
Lectern with Casters								
LEC	18"	24"	44"/48"	92	11	\$587	N/A	

Uses MMCAS standard.



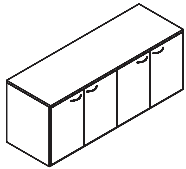
Hinged Door Utility Cabinet (One 3/4"-thick adjustable shelf) H3B Handles								
HDC2036	20"	36"	29"	115	13	\$786	CFQ	
HDC2042	20"	42"	29"	165	15	\$832	CFQ	
HDC2436	24"	36"	29"	175	15	\$908	\$1,221	
HDC2442	24"	42"	29"	180	18	\$983	CFQ	

Optional face lock add MMFL...\$78. Width coordinates with bookcase hutch. See series for standard handle info.



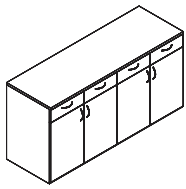
Credenza, Four Full Hinged Doors (Two 3/4"-thick adjustable shelves) H3B Handles								
C2060 1FP	20"	60"	29"	220	21	\$1,582	CFQ	
C2066 1FP	20"	66"	29"	240	23	\$1,717	CFQ	
C2072 1FP	20"	72"	29"	260	25	\$1,739	\$2,295	
C2472 1FP	24"	72"	29"	295	30	\$1,890	\$2,430	

Optional face lock add MMFL...\$78 each. Two locks required. See series for standard handle info.



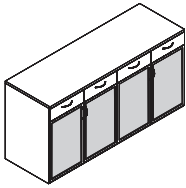
Buffet Credenza (Four box drawers and full hinged doors) H3B Handles								
HBBC2036	20"	36"	36"	220	15	\$1,145	CFQ	
HBBC2436	24"	36"	36"	240	18	\$1,258	CFQ	
HBBC2072	20"	72"	36"	260	30	\$2,372	\$2,895	
HBBC2472	24"	72"	36"	290	36	\$2,476	\$3,030	

36"w includes one adjustable 3/4" thick shelf, 2 box drawers and 2 full doors.
 Optional face lock add MMFL...\$78 each (2 are required for 4 doors, 1 for each box drawer).



Buffet Credenza (Four box drawers, Full hinged glass doors) H3B Handles								
HBBC2072G	20"	72"	36"	260	30	\$3,232	CFQ	
HBBC2472G	24"	72"	36"	290	36	\$3,334	CFQ	

Storage includes two adjustable 3/4" thick shelf.
 Optional face lock for box drawers, add MMFL...\$78 each, glass doors do not lock.



For credenzas specifics and specifications, refer to individual series. CFQ (Call factory for quote).

training tables

 3 Days and  Lead Time


Product Specifications

- 1" thick tops only, 2mm PVC edge-banding, pilot holes for post leg brackets only and metal inserts for ganging brackets
- Maverick Series has radiused corners, Arroyo Series has square corners
- Available in 20 standard colors, see color chart for upcharge information
- No up-charge for contrasting color edge-banding
- Legs and ganging hardware are ordered separately from the tops and are not factory installed
- All training and height adjustable tables can be assembled upon request at no charge

How to Order Training Tables

WORKSURFACE UNITS

1. Product number: **MM TR 24 60**

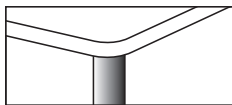


Series Name: Maverick with radius corners is MM, Arroyo with square corners is AR

- Specify worksurface color - Choose from 20 standard colors.
- Specify edge-banding color - Matching top color is standard.
- Specify other accessories and upgrades. Grommet options page 171 see standard grommet locations below.
- Legs are ordered separately. Specify from available legs on page 168-170.
- Ganging and connecting hardware is ordered separately. See page 171.

MAVERICK SERIES (MM)

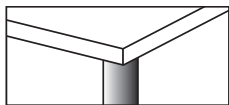
EDGE PROFILE-RADIUS



2MM FLAT PVC EDGE BANDING ON TOPS

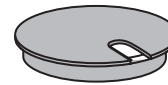
ARROYO SERIES (AR)

EDGE PROFILE-SQUARE



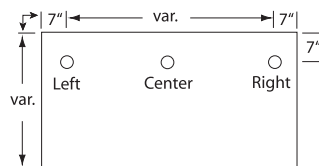
2MM FLAT PVC EDGE BANDING ON TOPS

GROMMET OPTIONS

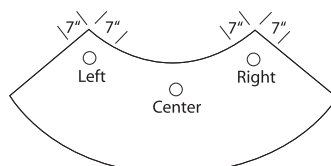


TRAINING TABLE TOP STANDARD GROMMET LOCATIONS (Unless otherwise specified)

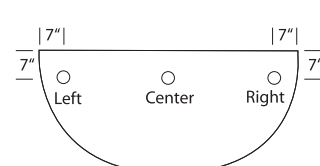
Note: While sitting at unit, grommet locations are named from left to right. Line drawings shown below are standard locations.



Rectangular
24" or 30"



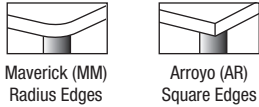
Curved
24" or 30"



Half-Round
48" or 60"

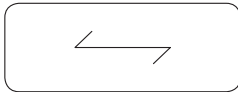
training tables

Training Worksurfaces

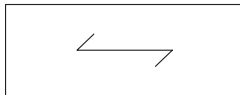


Maverick (MM)
Radius Edges

Arroyo (AR)
Square Edges



Maverick



Arroyo

Rectangular Training Table Top, 20"D Tops (MM-radius edges, AR-square edges)

Model#	Depth	Width	Height	Weight	Cube	MM Price	AR Price
__TR2036	20"	36"	1"	23	1	\$192	\$172
__TR2042	20"	42"	1"	27	1	\$197	\$177
__TR2048	20"	48"	1"	30	1	\$207	\$187
__TR2054	20"	54"	1"	34	1	\$218	\$198
__TR2060	20"	60"	1"	38	1	\$250	\$224
__TR2066	20"	66"	1"	42	1	\$265	\$239
__TR2072	20"	72"	1"	45	1	\$286	\$260
__TR2078*	20"	78"	1"	49	1	\$328	\$296
__TR2084*	20"	84"	1"	53	1	\$359	\$322

Note: When ordering, insert MM for Maverick Series or AR for Arroyo Series. Wood grain runs the width direction.

*Tops: 78"W & 84"W require 6-Post Legs.

Stabilizer Bar: 2 are included with 60"W, 66"W & 72"W tops, when ordered with post legs.

Max weight 50 lbs.

Pre Drill Holes: Tops are pre-drill for 4-Post Legs MMLEGTRB – MMLEGTRSC only.

Ganging Hardware: Is recommended when placing tops side by side.

Rectangular Training Table Top, 24"D Tops (MM-radius edges, AR-square edges)

Model#	Depth	Width	Height	Weight	Cube	MM Price	AR Price
__TR2436	24"	36"	1"	30	1	\$260	\$234
__TR2442	24"	42"	1"	32	1	\$270	\$244
__TR2448	24"	48"	1"	36	1	\$281	\$255
__TR2454	24"	54"	1"	40	1	\$291	\$265
__TR2460	24"	60"	1"	45	1	\$301	\$270
__TR2466	24"	66"	1"	50	1	\$317	\$286
__TR2472	24"	72"	1"	54	1	\$328	\$296
__TR2478*	24"	78"	1"	59	1	\$359	\$322
__TR2484*	24"	84"	1"	63	1	\$380	\$343

Note: When ordering, insert MM for Maverick Series or AR for Arroyo Series. Wood grain runs the width direction.

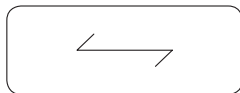
*Tops: 78"W & 84"W require 6-Post Legs.

Stabilizer Bar: 2 are included with 60"W, 66"W & 72"W tops, when ordered with post legs.

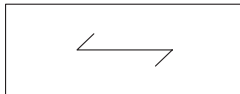
Max weight 50 lbs.

Pre Drill Holes: Tops are pre-drill for 4-Post Legs MMLEGTRB – MMLEGTRSC only.

Ganging Hardware: Is recommended when placing tops side by side.



Maverick



Arroyo

Rectangular Training Table Top, 30"D Tops (MM-radius edges, AR-square edges)

Model#	Depth	Width	Height	Weight	Cube	MM Price	AR Price
__TR3048	30"	48"	1"	45	1	\$270	\$244
__TR3054	30"	54"	1"	51	1	\$276	\$250
__TR3060	30"	60"	1"	57	1	\$302	\$270
__TR3066	30"	66"	1"	62	1	\$333	\$302
__TR3072	30"	72"	1"	68	2	\$363	\$328
__TR3078*	30"	78"	1"	74	2	\$415	\$374
__TR3084*	30"	84"	1"	79	2	\$458	\$416

Note: When ordering, insert MM for Maverick Series or AR for Arroyo Series. Wood grain runs the width direction.

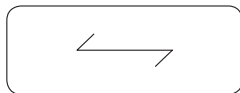
*Tops: 78"W & 84"W require 6-Post Legs.

Stabilizer Bar: 2 are included with 60"W, 66"W & 72"W tops, when ordered with post legs.

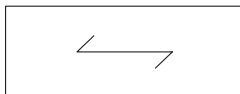
Max weight 50 lbs.

Pre Drill Holes: Tops are pre-drill for 4-Post Legs MMLEGTRB – MMLEGTRSC only.

Ganging Hardware: Is recommended when placing tops side by side.



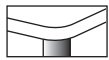
Maverick



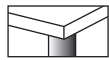
Arroyo

training tables

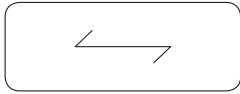
Training Worksurfaces



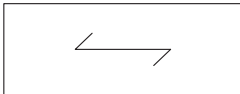
Maverick (MM)
Radius Edges



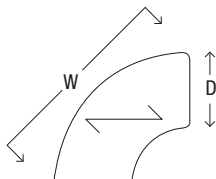
Arroyo (AR)
Square Edges



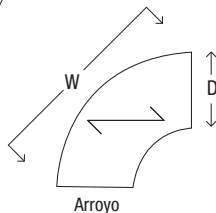
Maverick



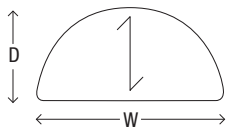
Arroyo



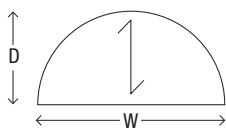
Maverick



Arroyo



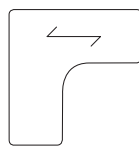
Maverick



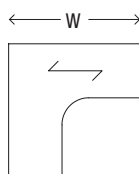
Arroyo



WG24 & WG30



Maverick



Arroyo



Rectangular Training Table Top, 36"D Tops (MM-radius edges, AR-square edges)

Model#	Depth	Width	Height	Weight	Cube	MM Price	AR Price
__TR3660	36"	60"	1"	68	1	\$400	\$363
__TR3666	36"	66"	1"	75	1	\$432	\$390
__TR3672	36"	72"	1"	81	2	\$452	\$411

Note: When ordering, insert MM for Maverick Series or AR for Arroyo Series. Wood grain runs the width direction.

Stabilizer Bar: 2 are included with 60"W, 66"W & 72"W tops, when ordered with post legs.

Max weight 50 lbs.

Pre Drill Holes: Tops are pre-drill for 4-Post Legs MMLEGTRB – MMLEGTRSC only.

Ganging Hardware: Is recommended when placing tops side by side.

Curved Training Table Top (Must be ganged with another top for stability)

Model#	Depth	Width	Height	Weight	Cube	MM Price	AR Price
__TRQ2460L	24"	60"	1"	27	1	\$308	\$277
__TRQ2460R	24"	60"	1"	27	1	\$308	\$277
__TRQ3060L	30"	60"	1"	33	2	\$340	\$308
__TRQ3060R	30"	60"	1"	33	2	\$340	\$308

Note: When ordering, insert MM for Maverick Series or AR for Arroyo before model number.

On "L" units, from users' view, woodgrain direction is parallel with right edge and perpendicular with left edge.

On "R" units wood-grain is parallel with the left edge and perpendicular with the right edge.

If not ganged, order 5th leg for stability.

Pre Drill Holes: Tops are pre-drill for Post Legs MMLEGTRB – MMLEGTRSC only.

Ganging Hardware: Is recommended when placing tops side by side.

Half-Round Training Table Top (48" & 60" require four legs and two ganging plates)

Model#	Depth	Width	Height	Weight	Cube	MM Price	AR Price
__TRWH1224	12"	24"	1"	6	1	\$153	\$122
__TRWH1224WG24	12"	24"	1"	6	1	\$153	\$122
__TRWH1530	15"	30"	1"	10	1	\$186	\$154
__TRWH1530WG30	15"	30"	1"	10	1	\$186	\$154
__TRWH2448	24"	48"	1"	24	1	\$387	\$355
__TRWH3060	30"	60"	1"	37	1	\$463	\$355

Note: When ordering, insert MM for Maverick Series or AR for Arroyo before model number.

Woodgrain direction runs the depth to coordinate with woodgrain direction on rectangular worksurfaces.

12" & 15" deep require only 1 leg and 1 ganging plate.

12" & 15" deep (WG24 & WG30), the woodgrain runs the width to coordinate with the grain on 1 end of curved units.

Pre Drill Holes: Tops are pre-drill for Post Legs MMLEGTRB – MMLEGTRSC only.

Ganging Hardware: Is recommended when placing tops side by side.

Curved Corner Training Table Top (48" & 60" require four legs and two ganging plates)

Model#	Depth	Width	Height	Weight	Cube	MM Price	AR Price
__TRCWS424224	24"	42"	1"	24	1	\$399	\$355
__TRCWS424230	30"	42"	1"	24	1	\$399	\$355
__TRCWS484824	24"	48"	1"	30	1	\$464	\$413
__TRCWS484830	30"	48"	1"	30	1	\$464	\$464
__TRCWS606024	24"	60"	1"	47	1	\$580	\$521
__TRCWS606030	30"	60"	1"	47	1	\$580	\$521

Note: When ordering, insert MM for Maverick Series or AR for Arroyo before model number.

Pre Drill Holes: Tops are pre-drill for Post Legs MMLEGTRB – MMLEGTRSC only.

Ganging Hardware: Is recommended when placing tops side by side.

training tables

Bases, for Training Table Tops

(Leg heights vary and cannot be combined)



Post Leg 2 3/8" diameter (Set of 4 legs) for Training Table Tops

Model#	Description	Color	Height	Price
MM LEGTRB	4 Posts with Leveler	Black	27 13/16"	\$296
MM LEGTRS	4 Posts with Leveler	Brushed Steel	27 13/16"	\$296
MM LEGTRBC	4 Posts with Locking Casters	Black	27 15/16"	\$296
MM LEGTRSC	4 Posts with Locking Casters	Brushed Steel	27 15/16"	\$296
MM CULEG_ _	1 Individual Post Leg		27 15/16"	\$ 81

For individual post legs...\$81 each. Specify complete model #MM CULEG_ _ (e.g. MM CULEGTRB)
 Individual post leg includes mounting screws.
 Legs are shipped un-installed and require minor assembly with woodscrews for each leg.
 Tops 78"W & 84"W requires 6-post legs. Tops are pre-drilled for 4-post legs only. GSA Approved.

LEAD TIME

T-Leg with Casters (One complete T-Leg)

Model#	Description	Color	Depth	Width	Height	Price
MM LEGTRTB4836	1 T-leg w/Casters	Black	19 3/4"	24 1/2"	28 3/8"	\$458
MM LEGTRTB7260	1 T-leg w/Casters	Black	19 3/4"	58"	28 3/8"	\$597

Standard with casters. Can also be used with levelers (included inside box). Available in black color only.
 TB4836 base fit tops 36"W & 48"W and TB7260 base fits 60"W & 72"W.
 Tops are not pre-drilled for T-legs.

Bases ship unassembled unless otherwise specified.

LEAD TIME

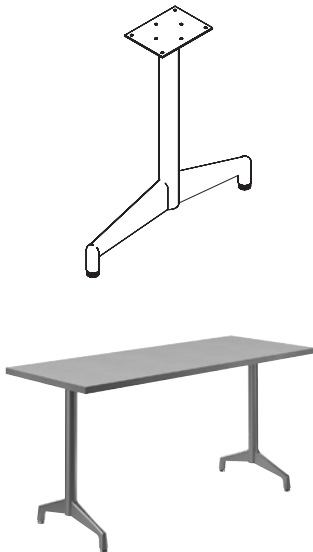


T-Leg with Leveler (Set of 2 legs)

Model#	Depth	Width	Height	Fits Top Size	Color	Weight	Cube	Price
MM LEGTL20S	20"	2 1/4"	28"	20/24"D-72"W	Silver	23	4	\$529
MM LEGTL20B	20"	2 1/4"	28"	20/24"D-72"W	Black	23	4	\$529
MM LEGTL20W	20"	2 1/4"	28"	20/24"D-72"W	White	23	4	\$529
MM LEGTL30S	30"	2 1/4"	28"	30/36"D-72"W	Silver	23	4	\$561
MM LEGTL30B	30"	2 1/4"	28"	30/36"D-72"W	Black	23	4	\$561
MM LEGTL30W	30"	2 1/4"	28"	30/36"D-72"W	White	23	4	\$561

Column diameter 2 1/4", mounting plate 6"D x 8"W. Base Spread: 20"D is 20"W. 30"D is 26"W.
 Stabilizer Bar: 1 is included with 60"W, 66"W & 72"W tops, when ordered with T-Legs.
 Legs ship unassembled unless otherwise specified.

LEAD TIME

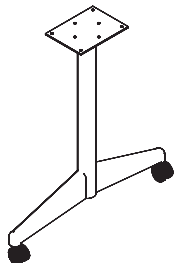


T-Leg with Casters (Set of 2 legs)

Model#	Depth	Width	Height	Fits Top Size	Color	Weight	Cube	Price
MM LEGTC20S	20"	2 1/4"	28"	20/24"D-72"W	Silver	23	4	\$574
MM LEGTC20B	20"	2 1/4"	28"	20/24"D-72"W	Black	23	4	\$574
MM LEGTC20W	20"	2 1/4"	28"	20/24"D-72"W	White	23	4	\$574
MM LEGTC30S	30"	2 1/4"	28"	30/36"D-72"W	Silver	23	4	\$606
MM LEGTC30B	30"	2 1/4"	28"	30/36"D-72"W	Black	23	4	\$606
MM LEGTC30W	30"	2 1/4"	28"	30/36"D-72"W	White	23	4	\$606

Column diameter 2 1/4", mounting plate 6"D x 8"W. Base Spread: 20"D is 20"W. 30"D is 26"W.
 Stabilizer Bar: 1 is included with 60"W, 66"W & 72"W tops, when ordered with T-Legs.
 Legs ship unassembled unless otherwise specified.

LEAD TIME



training tables

Bases, for Training Table Tops

(Leg heights vary and cannot be combined)

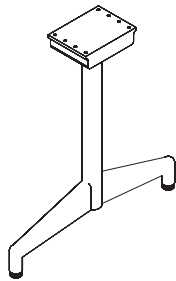


Flip Top Base with Casters (Black color only)

Model#	Depth	Width	Height	Color	Weight	Cube	Price
MMLEGFB4836	20"	24"	28 1/2"	Black	42	1	\$406
MMLEGFB7260	20"	58"	28 1/2"	Black	42	1	\$550

FB4836 base fit tops 36"W and 48"W. FB7260 base fit tops 60"W and 72"W wide. Use with rectangular tops, see page 166-167. Accommodates 24"D tops only. Bases ship unassembled unless otherwise specified. Tops are not pre-drill for flip top bases.

LEAD TIME

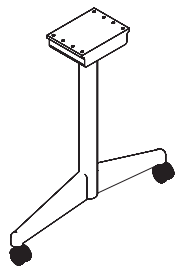


Flip Top Base with Leveler (Set of 2 legs)

Model#	Depth	Width	Height	Fits Top Size	Color	Weight	Cube	Price
MMLEGTFL20S	20"	2 1/4"	28"	20/24"D-72"W	Silver	23	4	\$858
MMLEGTFL20B	20"	2 1/4"	28"	20/24"D-72"W	Black	23	4	\$858
MMLEGTFL20W	20"	2 1/4"	28"	20/24"D-72"W	White	23	4	\$858
MMLEGTFL30S	30"	2 1/4"	28"	30/36"D-72"W	Silver	23	4	\$890
MMLEGTFL30B	30"	2 1/4"	28"	30/36"D-72"W	Black	23	4	\$890
MMLEGTFL30W	30"	2 1/4"	28"	30/36"D-72"W	White	23	4	\$890

Column diameter 2 1/4", Flip Top Mechanism is mechanically attached to the base. Base Spread: 20"D is 20"W. 30"D is 26"W. Use with rectangular tops, see page 166-167. Stabilizer Bar: 1 is included with 60"W, 66"W & 72"W tops, when ordered with Flip Top Base. Base ship unassembled unless otherwise specified.

LEAD TIME



Flip Top Base with Casters (Set of 2 legs)

Model#	Depth	Width	Height	Fits Top Size	Color	Weight	Cube	Price
MMLEGTFC20S	20"	2 1/4"	28"	20/24"D-72"W	Silver	23	4	\$903
MMLEGTFC20B	20"	2 1/4"	28"	20/24"D-72"W	Black	23	4	\$903
MMLEGTFC20W	20"	2 1/4"	28"	20/24"D-72"W	White	23	4	\$903
MMLEGTFC30S	30"	2 1/4"	28"	30/36"D-72"W	Silver	23	4	\$935
MMLEGTFC30B	30"	2 1/4"	28"	30/36"D-72"W	Black	23	4	\$935
MMLEGTFC30W	30"	2 1/4"	28"	30/36"D-72"W	White	23	4	\$935

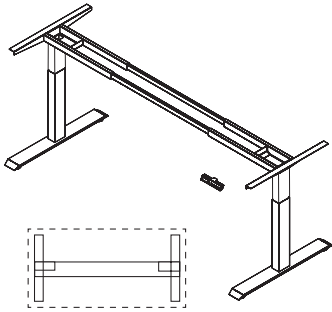
Column diameter 2 1/4", Flip Top Mechanism is mechanically attached to the base. Base Spread: 20"D is 20"W. 30"D is 26"W. Use with rectangular tops, see page 166-167. Stabilizer Bar: 1 is included with 60"W, 66"W & 72"W tops, when ordered with Flip Top Base. Base ship unassembled unless otherwise specified.

LEAD TIME



training tables

Bases, for Training Table Tops



Adjustable Height Electrical Base (Sit to stand, fits top sizes below)

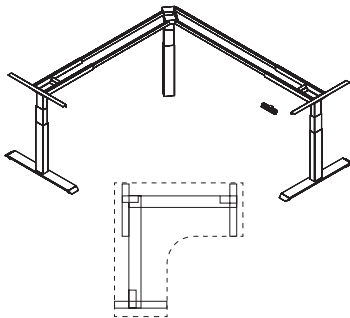
Model#	Base(D)	Base (W)	Height	Fits Top Size	Color	Weight	Cube	Price
MMLEGAHE24S	22"	47-72"	23 1/2-49"	24"D-72"W	Silver	64	1	\$1,366
MMLEGAHE24B	22"	47-72"	23 1/2-49"	24"D-72"W	Black	64	1	\$1,366
MMLEGAHE24W	22"	47-72"	23 1/2-49"	24"D-72"W	White	64	1	\$1,366
MMLEGAHE30S	28"	47-72"	23 1/2-49"	30"D-72"W	Silver	64	1	\$1,366
MMLEGAHE30B	28"	47-72"	23 1/2-49"	30"D-72"W	Black	64	1	\$1,366
MMLEGAHE30W	28"	47-72"	23 1/2-49"	30"D-72"W	White	64	1	\$1,366

Does not include top. 2 stage base.
Bases ship unassembled unless otherwise specified.

15 LEAD TIME

Handset	Push Button/4 memory presets
Motor	Dual motor
Foot Length	28"
Height range (excluding top)	23.5" - 49"
Frame width	Width adjustable 48" - 72"
Worksurface widths	48" - 72"
Worksurface depths	24" & 30"
Max lifting capacity	250lbs.
Base Weight	66lbs.
Speed	30mm/s
Warranty	5 years

Adjustable Height Electrical L-Unit Base (Sit to stand, fits top sizes below) N/A in Black



Model#	Base(D)	Base (W)	Height	Fits Top Size	Color	Weight	Cube	Price
MMLEGAHEL24S	22"	48-72"	23 1/2-49"	24"D-72"W	Silver	112	1	\$2,337
MMLEGAHEL24W	22"	48-72"	23 1/2-49"	24"D-72"W	White	112	1	\$2,337
MMLEGAHEL30S	28"	48-72"	23 1/2-49"	30"D-72"W	Silver	112	1	\$2,337
MMLEGAHEL30W	28"	48-72"	23 1/2-49"	30"D-72"W	White	112	1	\$2,337


Does not include top. 3 stage base.
Bases ship unassembled unless otherwise specified.

15 LEAD TIME

Handset	Push Button/4 memory presets
Motor	Triple motor
Foot Length	28"
Height range (excluding top)	23.5" - 49"
Frame width	Width adjustable 48" - 72"
Worksurface widths	48" - 72"
Worksurface depths	24" & 30"
Max lifting capacity	300lbs.
Base Weight	112lbs.
Speed	33mm/s
Warranty	5 years

training tables

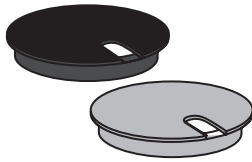
Accessories and Upgrades



Ganging and Connecting Hardware (For use with factory-installed metal inserts)

Model#	Depth	Width	Height	Hardware	Weight	Cube	Price
MMGANG3	4"	6"	.25"	Ganging	1	1	\$37
MMGANG4	4"	6"	.25"	Connecting	1	1	\$37

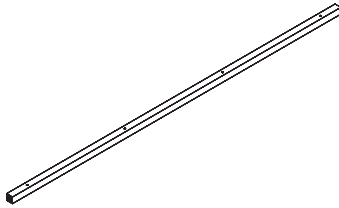
MMGANG3: (1) Bracket & (4) Knobs. Recommended when placing tops side by side.
MMGANG4: (1) Bracket & (4) Screws. Can be used for "L" shape & "U" shape connections.



Grommet

Model#	Depth	Width	Color	Surface Hole Diameter	Price
MMGR234B	3"	3"	Black Plastic	2 3/4"	\$49
MMGR234S	3"	3"	Silver Plastic	2 3/4"	\$49

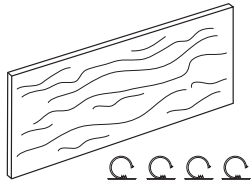
Specify grommet locations. Standard left, right or center, see p. 165 for standard location.



Stabilizer Bar, Black

Model#	Depth	Width	Height	Fits Top	Price
MMSB60	1"	44"	1"	60"W	\$74
MMSB66	1"	50"	1"	66"W	\$80
MMSB72	1"	56"	1"	72"W	\$85

May be purchased separately.
2 Stabilizer bars are included with 60"W, 66"W & 72"W tops, when purchased with top and post legs.



Modesties (To be ordered with post legs ONLY)

Model#	Depth	Width	Height	Top Width	Weight	Cube	Price
MM TRM48	.75"	48"	12"	48"	1	1	\$ 87
MM TRM60	.75"	60"	12"	60"	1	2	\$116
MM TRM72	.75"	72"	12"	72"	1	2	\$130

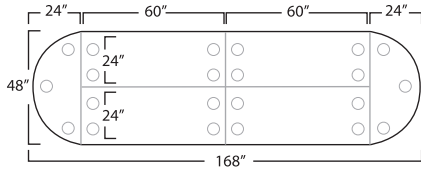
Fits training table tops only. Includes (4) wire management clips and installation hardware.

15 LEAD TIME

training tables

Configurations

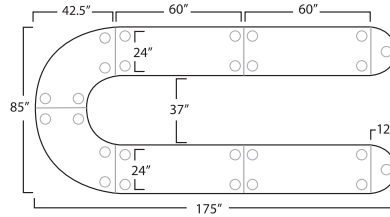
Begin model number with MM for Maverick (radius corners) or AR for Arroyo (square corners)



RACETRACK (Seats 10)

	MM	AR
4 __TR2460	\$1,204	\$1,080
2 __TRWH2448	\$774	\$710
5 MM LEGTR__*	\$1,480	\$1,480
6 MMGANG3	\$222	\$222
2 MM CULEG__	\$162	\$162
	\$3,842	\$3,654

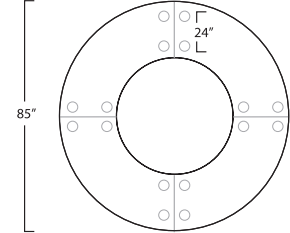
* Includes (2) individual legs



HORSESHOE (Seats 12)

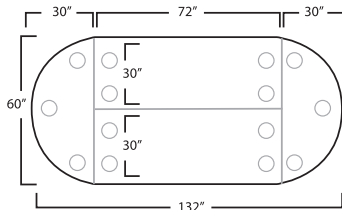
	MM	AR
4 __TR2460	\$1,204	\$1,080
1 __TRQ2460L	\$308	\$276
1 __TRQ2460R	\$308	\$276
2 __TRWH1224	\$306	\$244
6 MM LEGTR__*	\$1,776	\$1,776
2 MM CULEG__	\$162	\$162
7 MMGANG3	\$259	\$259
	\$4,323	\$4,073

* Includes (2) individual legs



DONUT 24" SECTIONS (Seats 8)

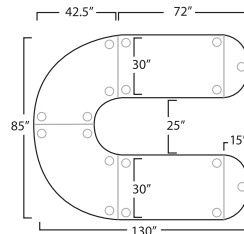
	MM	AR
2 __TRQ2460L	\$616	\$552
2 __TRQ2460R	\$616	\$552
4 MM LEGTR__	\$1,184	\$1,184
4 MMGANG3	\$148	\$148
	\$2,564	\$2,436



RACETRACK 30X72 (Seats 8)

	MM	AR
2 __TR3072	\$726	\$656
2 __TRWH3060	\$926	\$710
3 MM LEGTR__*	\$888	\$888
2 MM CULEG__	\$592	\$592
5 MMGANG3	\$185	\$185
	\$3,317	\$3,031

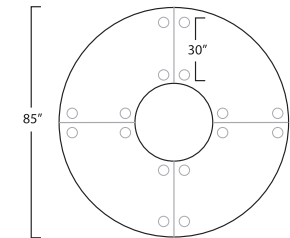
* Includes (2) individual legs



HORSESHOE (Seats 8)

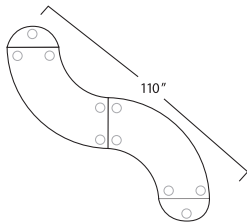
	MM	AR
2 __TR3072	\$726	\$656
1 __TRQ3060L	\$340	\$308
1 __TRQ3060R	\$340	\$308
2 __TRWH1530	\$372	\$308
4 MM LEGTR__*	\$1,184	\$1,184
2 MM CULEG__	\$162	\$162
5 MMGANG3	\$185	\$185
	\$3,309	\$3,111

* Includes (2) individual legs



DONUT 30" SECTIONS (Seats 8)

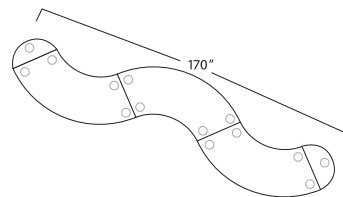
	MM	AR
2 __TRQ3060L	\$680	\$616
2 __TRQ3060R	\$680	\$616
4 MM LEGTR__	\$1,184	\$1,184
4 MMGANG3	\$148	\$148
	\$2,692	\$2,564



S TABLE 24" SECTIONS (Seats 4)

	MM	AR
2 __TRQ2460R	\$616	\$552
1 __TRWH1224	\$153	\$122
1 __TRWH1224WG24	\$153	\$122
2 MM LEGTR__*	\$592	\$592
2 MM CULEG__	\$162	\$162
3 MMGANG3	\$111	\$111
	\$1,787	\$1,661

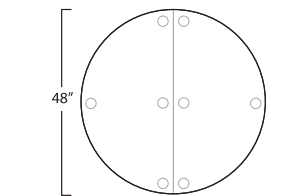
* Includes (2) individual legs



S TABLE 24" SECTIONS (Seats 6)

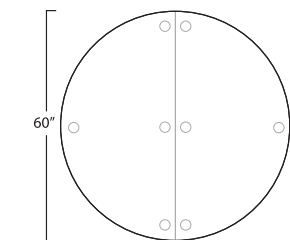
	MM	AR
3 __TRQ2460R	\$924	\$828
1 __TRWH1224	\$153	\$122
1 __TRWH1224WG24	\$153	\$122
3 MM LEGTR__*	\$888	\$888
2 MM CULEG__	\$162	\$162
4 MMGANG3	\$148	\$148
	\$2,428	\$2,270

* Includes (2) individual legs



ROUND 48" (Seats 4)

	MM	AR
2 __TRWH2448	\$774	\$710
2 MM LEGTR__	\$592	\$592
2 MMGANG3	\$74	\$74
	\$1,440	\$1,376



ROUND 60" (Seats 8)

	MM	AR
2 __TRWH3060	\$926	\$710
2 MM LEGTR__	\$592	\$592
2 MMGANG3	\$74	\$74
	\$1,592	\$1,376

Configurations are a small sample of total available.

apex series




Apex adapts to the activities of individuals and groups, creating a workplace that compels achievement. Available in our 20 standard colors.

Features

Modern, contemporary style. Standard grommets, face lock and handles on all pedestals.

Handle



APH1
Smooth, curved edge handle in brushed aluminum
(Standard Apex handles)

Grommet



APRG1S
Standard Rectangular Grommet - Silver

apex series

15 DAYS and **20** DAYS Lead Time

Product Specifications

Colors

- 20 standard colors are available
- See color chart for upcharge information

Top / Worksurfaces

- 1" TFM (Thermally Fused Melamine) on industrial quality (45 lb.) particleboard
- 2 mm thermally-fused PVC edge banding
- Woodgrain direction on tops is horizontal

Chassis Construction

- TFM chassis fastened by screws, steel brackets, and/or concealed fasteners
- Adjustable leveling glides are provided on all units
- Apex Series shipped with temporary nail glides - remove at time of installation
- Chassis are all ¾" material including low credenza and free-standing storage tower

Drawer Interiors

- 9-ply Birch wood drawers

Drawer Suspension, Construction and Doors

- Drawers have full-extension, progressive-action slides with precision steel ball bearings
- APH1 handles standard
- Overlay drawer front and doors are standard on all separate storage units and separate file units
- All file and lateral drawers file legal size from side to side and letter front to back
- File drawer construction accommodates hanging files not stacked material on drawer bottom
- Hutch doors overlay

Cord Management

- A grommet is standard on all worksurfaces
- Optional wire management is available

Locks

- Locks standard on all support pedestals
- Silver, removable cores are standard for all locks
- Pedestal key numbers are randomly assigned to all locking pedestals
- Key alike may be specified at no charge
- Master keys and keyed-alike combinations are available

Disclaimer: Dimensions assigned in this price list are nominal. If exact measurements are required, the requirement must be specified in the order and specifically acknowledged by Maverick. Maverick reserves the right to change construction details and standards without notification, if necessary.

How to Order Apex Series

WORKSURFACE UNITS: TOPS, BASES, SUPPORTS

1. Product number: **AP WT 24 72 30R**

●●●●●
 ●●●●●
 ●●●●●
 ●●●●●
 ●●●●●

Depth (Right)

Width

Depth

Product Type: Worksurface (Wedge)

Series Name: Apex

2. Specify worksurface and chassis finish
3. Specify drawer or door front finish (matching color edge band is standard). For two colors, add \$99 list
4. Specify data/power management. See page 210

WORKSURFACES (P. 187-192)

- Available in 20 colors
Specify **APWT 2 4 7 2 3 0 R**

PRIVACY SCREENS (P. 198-199)

- Frosted acrylic screens are mounted to worksurfaces.
Specify **APPSU 7 2**

LOW CREDENZA SUPPORT (P. 196)

- Attaches to worksurfaces to add support between low credenzas and tops.
Specify **APSLLEG 2 4**

LOW CREDENZAS (P. 201-202)

- Available in a myriad of configurations to meet several storage considerations
Specify **APSBL 2 0 7 2 R**



WORKSURFACE SUPPORTS (P.193-197)

- Worksurface support legs are ordered separately
- Required for supporting available Apex worksurfaces
Specify **APODL 3 0**



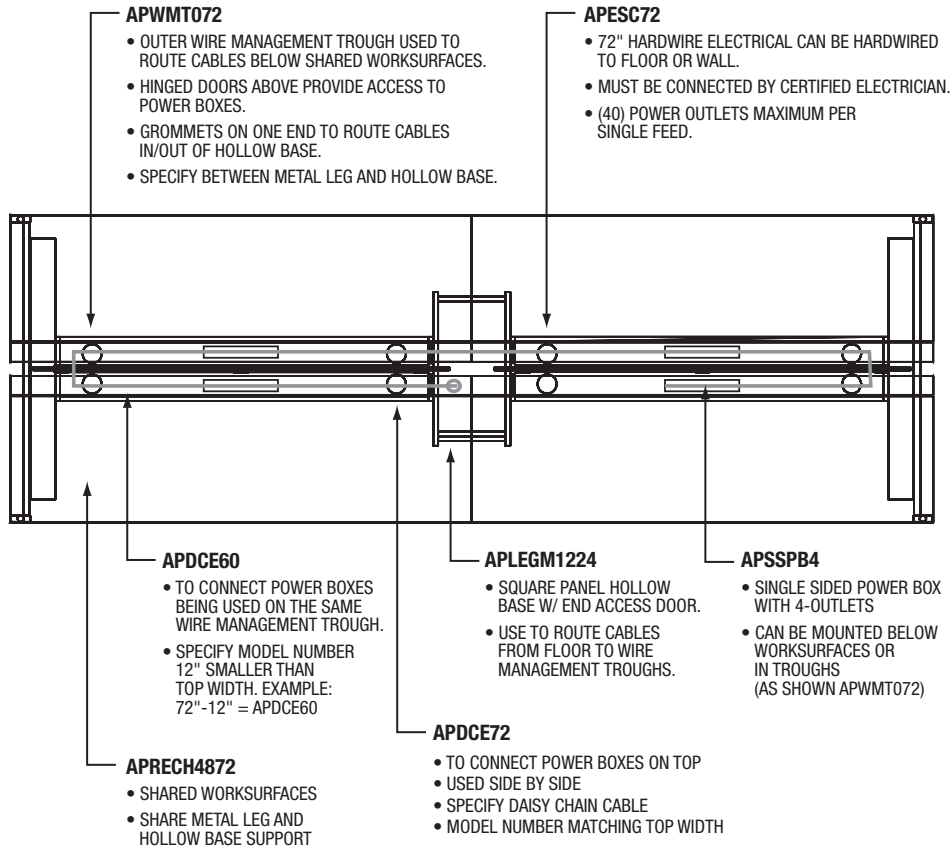
SILVER GROMMET (APRG1S)



HANDLE (APH1)

apex series

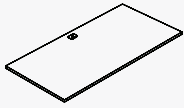
Power Management



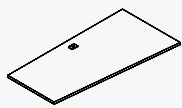
apex series

Statement of Line

WORKSURFACES



Rectangular
(APRT_____)



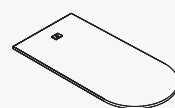
Wedge
(APWT_____)



Extended Compu-Corner
(APET_____)



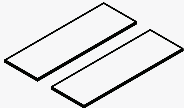
Compu-Corner Angled
(APAT_____)



Bullet
(APBD_____)



Saddle Compu-Corner
(APST_____)



Rectangular Shared
(APRECH_____)

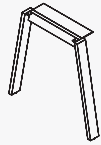


Corner
(APCCU_____)

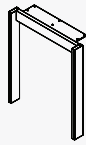
WORKSURFACE SUPPORTS



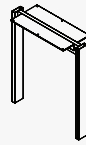
External Stabilizer Bar
(APSB_)



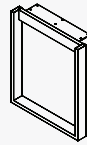
Apron Leg
(APOAL_)



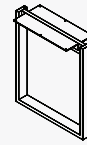
Double Post
(APODPL_)



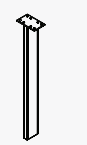
Shared Double Post Leg
(APDPM_)



D-Leg
(APODL_)



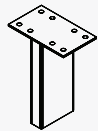
Shared D-Leg
(APMDL_)



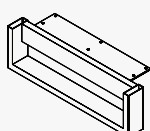
28" Single Post
(APSPL28)



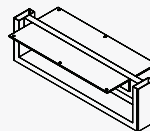
T-Leg
(APTLEG_)



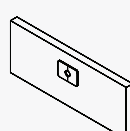
6" Single Post
(APSPL6)



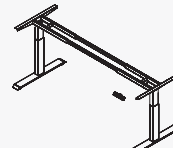
Short D-Leg
(APOSDL_)



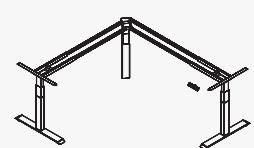
Short D-leg (Shared)
(APMSDL_)



TFM Low Credenza
(APSLG_)

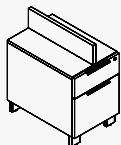


Adjustable Height Electrical Base
(MMLEGAHE_)

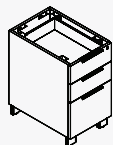


Adjustable Height Electrical Base
(MMLEGAHEL_)

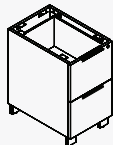
SUPPORT PEDESTALS



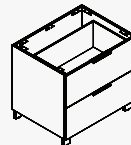
Box/File
(APPEA__BF)



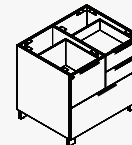
Box/Box/File
(APPEC__BBF)



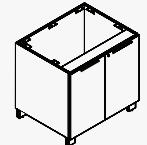
File/File
(APPED__FF)



Lateral File
(APPED____LF)

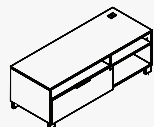


Personal Lateral File
(APPED____PLF)

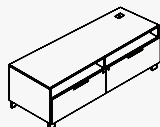


Hinged Door Cabinet
(APPED____HDC)

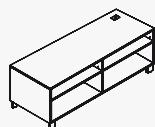
LOW CREDENZAS



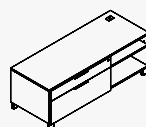
Single Lateral File
(APSLO_____)



Double Lateral File
(APDOL_____)



Open
(APDO_____)

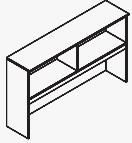


Single Box/Lateral
(APSBL_____)

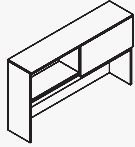
apex series

Statement of Line

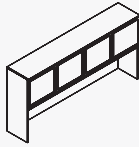
HUTCH AND WALL MOUNT CABINET



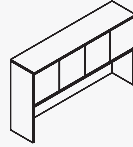
Open Hutch (No Doors)
(APH __ND)



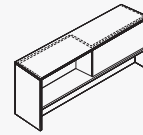
Hutch (One Sliding Door)
(APH __SD)



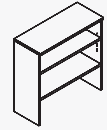
Hutch (Frosted Glass Doors)
(APH __WG)



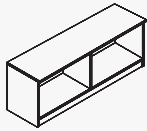
Hutch (Laminate Hinged Doors)
(APH __WD)



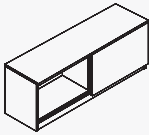
Hutch (Two-sided)
(APHSB __)



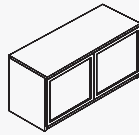
Bookcase Hutch
(APBCH)



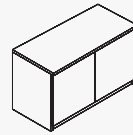
Wall Mount (Overhead)
No Doors
(APCFHO __)



Wall Mount (Overhead)
One Sliding Door
(APCFHS __)

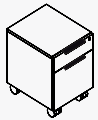


Wall Mount (Overhead)
Frosted Glass Doors
(APCFHG __)

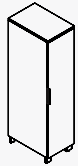


Wall Mount (Overhead)
Laminate Hinged Doors
(APCFHD __)

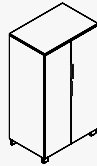
FREESTANDING STORAGE



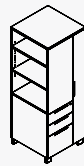
Pedestal
(APPED AX __BF)



Single Cabinet
(APSTS __ __)



Double Cabinet
(APDST __ __)



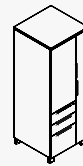
Personal Bookcase
(APPBDC __ __)



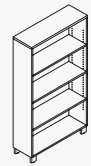
Single (Box/Box/File)
(APBCV __ __)



Personal Cabinet
(APBCPS __ __)

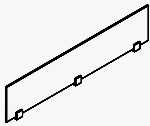


Personal Wardrobe
(APWCP __ __)

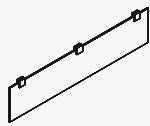


Bookcase
(APBC __)

PRIVACY SCREENS

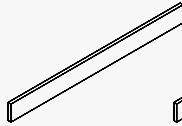


Top Frosted Acrylic
(APPSU __)

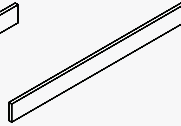


Frosted Acrylic Modesty
(APPSL __)

PRIVACY EXTENSIONS



(TFM) Extension
(APPSUW __ __)

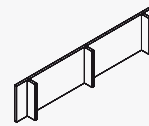


(HPL) Extension
(APPSUHP __ __)

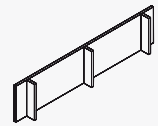


Privacy Panel
(APPANEL __ __)

MODESTIES

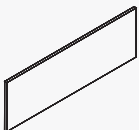


(TFM) Modesty
(APPSLW __)

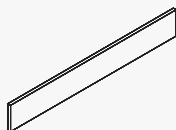


(HPL) Modesty
(APPSLHP __)

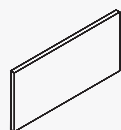
TACKBOARDS AND CUSHIONS



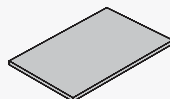
Tackboard
(APTKBD19 __)



Tackboard (Lower)
(APTKBD08 __)

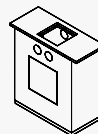


Tackboard (Upper)
(APTKBD15 __)

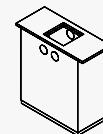


Cushion
(APCUH __ __)

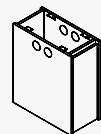
BASES



Square Panel (Hollow, Access)
(APASQWD __)



Square Panel (No Door)
(APASQND __)

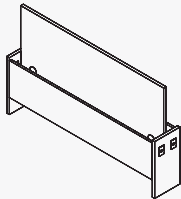


Square Panel (Hollow, End Access)
(APLEGM __)

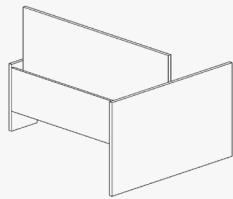
apex series

Statement of Line

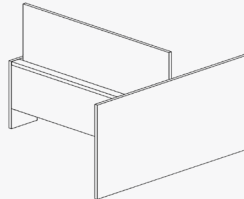
FREESTANDING TROUGHS



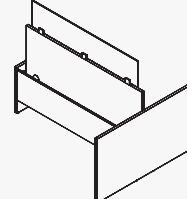
Trough with Center Panel



Trough with Center Panel & End Panel

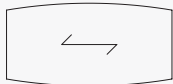


Trough with Doors, Center Panel & End Panel




Trough with Center Panel, Privacy Screen & End Panel

CONFERENCE

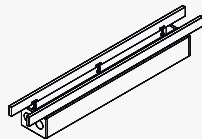


Boatshape
(APBS_...)

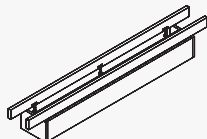


Rectangular
(APRE_...)

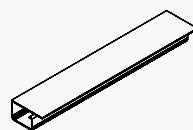
WIRE MANAGEMENT



Middle Wire Management Trough
(APWMTM_...)

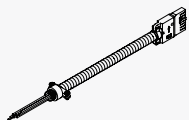


Outer Wire Management Trough
(APWMT0_...)

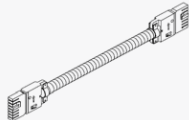


Plastic Wire Management Trough
(APPWM18)

DATA / POWER MANAGEMENT



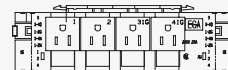
Starter Cable
(APESC72)



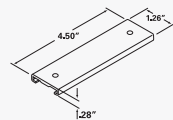
Daisy Chain Cable
(APDCE_...)



Power Box (4 Outlet)
(APSSPB4)



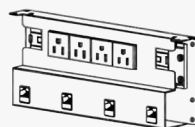
Power Box (8 Outlet)
(APSSPB8)



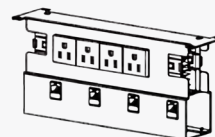
Vertibrate Wiring Module
(APVMT28)



Grommet
(APRPG1GW)



Power Module (4 Power, 4 RJ45)
(APSB4)



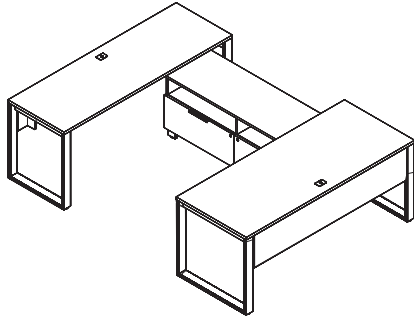
Power Module (8 Power, 4 RJ45)
(APSD8)



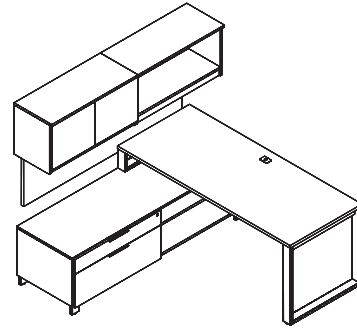
Tasklight
(APTKLTX24)

apex series

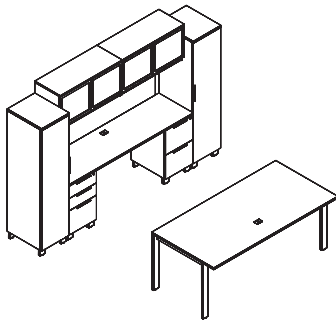
Configurations



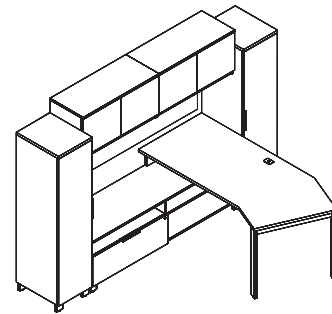
AP1L				
Qty	Model #	Description	List price	Extended Price
1	APRT3072	Rectangular Top Worksurface	\$394	\$394
1	APRT2472	Rectangular Top Worksurface (24"x72")	\$352	\$352
2	APODL30	D-Leg (30"Dx28"H)	\$420	\$840
2	APODL24	D-Leg (24"Dx28"H)	\$397	\$794
2	APSB72	External Stabilizer Bar (2"Dx1"Hx56"W)	\$85	\$170
2	APPSLHP72	HPL Modesty Panel (12"Hx65"W)	\$253	\$506
1	APODL2061L	Low Double Lateral File Credenza, Left (20"Hx61"Wx22"H)	\$1,930	\$1,930
Total			\$4,986	\$4,986



AP2L				
Qty	Model #	Description	List price	Extended Price
1	APRT3072	Rectangular Top Worksurface (30"x72")	\$394	\$394
1	APODL30	D-Leg (30"Dx28"H)	\$420	\$420
1	APOSDL30	Short D-leg (30"Dx6"H)	\$443	\$443
2	APSB72	External Stabilizer Bar (2"Dx1"Hx56"W)	\$85	\$170
1	APSBL2472L	Low Single Box/Lateral Credenza, Left (24"Dx72"Wx22"H)	\$1,930	\$1,930
1	APCF0HD36	Wall Mounted Overhead Cabinet with Hinged Doors	\$812	\$812
1	APCF0H036	Wall Mounted Overhead Cabinet with no Doors	\$642	\$642
1	APTKBD1972	Tackboard (70"Wx19"H)	\$557	\$557
Total			\$5,368	\$5,368



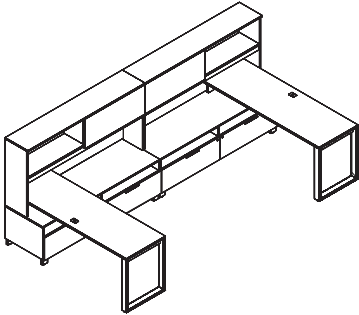
AP3				
Qty	Model #	Description	List price	Extended Price
1	APRT3672	Rectangular Top Worksurface (36"Dx72"W)	\$428	\$428
1	APRT2072	Rectangular Top Worksurface (20"Dx72"W)	\$337	\$337
2	APODPL30	Double Post Leg (30"Dx28"H)	\$420	\$840
2	APSB72	External Stabilizer (2"Dx1"Hx56"W)	\$85	\$170
1	APPED C20 BBF	Supporting Box/Box/File, No Top (20"Dx16"Wx28"H)	\$1,117	\$1,117
1	APPED D20 FF	Supporting File/File, No Top (20"Dx16"Wx28"H)	\$1,056	\$1,056
2	APCF0HG36	Wall Mounted Overhead Cabinet with Frosted Glass Doors (14 3/4"Dx36"Wx18 1/2"H)	\$977	\$1,954
1	APTKBD1972	Tackboard (70"Wx19"H)	\$557	\$557
1	APSTS2065L	Single Storage Cabinet, Left (20"Dx16"Wx65"H)	\$1,477	\$1,477
1	APSTS2065R	Single Storage Cabinet, Right (20"Dx16"Wx65"H)	\$1,477	\$1,477
Total			\$9,413	\$9,413



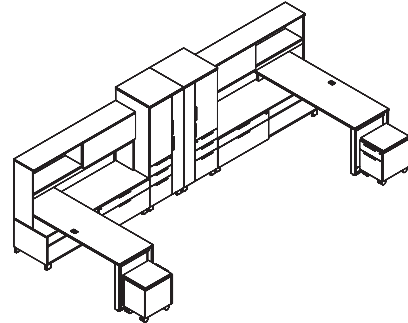
AP4L				
Qty	Model #	Description	List price	Extended Price
1	APAT3072R	Angle Compu-Corner Worksurface (30"Dx72"W)	\$538	\$538
1	APODPL30	Double Post Leg (30"Dx28"H)	\$420	\$420
1	APSELEG30	Low Credenza TFM Support (16"Dx6"H)	\$90	\$90
2	APSB72	External Stabilizer Bar (2"Dx1"Hx56"W)	\$85	\$170
1	APSL02072L	Low Single Lateral Credenza, Left (20"Dx72"Wx22"H)	\$1,817	\$1,817
2	APCF0HD36	Wall Mounted Overhead Cabinet with Hinged Doors	\$812	\$1,624
1	APTKBD1972	Tackboard (70"Wx19"H)	\$557	\$557
1	APSTS2065L	Single Storage Cabinet, Left (20"Dx16"Wx65"H)	\$1,477	\$1,477
1	APSTS2065R	Single Storage Cabinet, Right (20"Dx16"Wx65"H)	\$1,477	\$1,477
Total			\$8,170	\$8,170

apex series

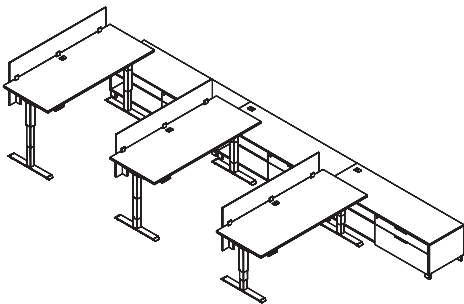
Configurations



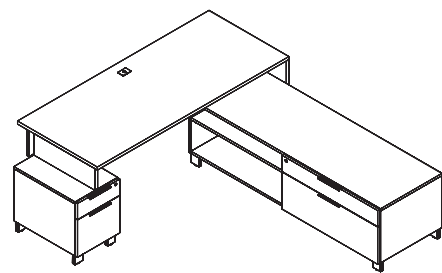
AP5				
Qty	Model #	Description	List price	Extended Price
2	APRT2472	Rectangular Top Worksurface (24"x72")	\$352	\$704
2	APODL24	D-Leg (16"Dx28"H)	\$397	\$794
2	APSLLEG24	Low Credenza TFM Support (18"Dx6"H)	\$85	\$170
4	APSB72	External Stabilizer Bar (2"Dx1"Hx56"W)	\$85	\$340
1	APODL2472L	Double Lateral File w/Open Shelf Credenza, Left (24"Dx72"Wx22"H)	\$2,078	\$2,078
1	APODL2472R	Double Lateral File w/Open Shelf Credenza, Right (24"Dx72"Wx22"H)	\$2,078	\$2,078
2	APH72 SD	Hutch w/One Sliding Door (14"Dx72"Wx36"H)	\$1,170	\$2,340
2	APTKBD1972	Hutch Tackboard (1"Dx70"Wx19"H)	\$557	\$1,114
			Total	\$9,618



AP6				
Qty	Model #	Description	List price	Extended Price
2	APRT2472	Rectangular Top Worksurface (24"x72")	\$352	\$704
2	APODL24	D-Leg (16"Dx28"H)	\$397	\$794
2	APSLLEG24	Low Credenza TFM Support (18"Dx6"H)	\$85	\$170
4	APSB72	External Stabilizer Bar (2"Dx1"Hx56"W)	\$85	\$340
1	APSBL2472L	Single Box/Lateral Credenza, Left (24"Dx72"Wx22"H)	\$1,930	\$1,930
1	APSBL2472R	Single Box/Lateral Credenza, Right (24"Dx72"Wx22"H)	\$1,930	\$1,930
2	APH72 SD	Hutch w/One Sliding Door (14"Dx72"Wx36"H)	\$1,170	\$2,340
2	APTKBD1972	Hutch Tackboard (1"Dx70"Wx19"H)	\$557	\$1,114
2	APPED AX20 BF	Mobile Box/File Pedestal (19"Dx16"Wx22"H)	\$891	\$1,782
2	APCUH2016	Pedestal Cushion (19"Dx16"W)	\$235	\$470
1	APWCP2465R	Personal Wardrobe w/Storage Cabinet, Right (24"Dx24"Wx65"H)	\$1,766	\$1,766
1	APWCP2465L	Personal Wardrobe w/Storage Cabinet, Left (24"Dx24"Wx65"H)	\$1,766	\$1,766
			Total	\$15,106



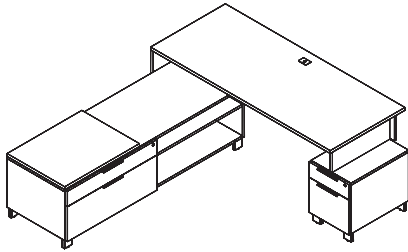
AP7R				
Qty	Model #	Description	List price	Extended Price
3	APRT3072	Rectangular Top Worksurface (30"Dx72"W)	\$394	\$1,182
3	MMLEGAHE30S	Adjustable Height Electrical Legs (24/30"Dx72"Wx23-48"H) Silver	\$1,366	\$4,098
3	APPSU72	Top Frosted Acrylic Privacy Screen (65"Wx12"Hx1"D)	\$602	\$1,806
3	APPSLHP72	HPL Modesty Panel (65"Wx12"H)	\$253	\$759
3	APSBL2472R	Single Box/Lateral Credenza, Right (24"Dx72"Wx22"H)	\$1,930	\$5,790
			Total	\$13,635



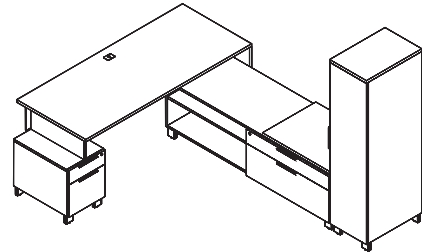
AP8R				
Qty	Model #	Description	List price	Extended Price
1	APRT3072	Rectangular Top Worksurface (30"Dx72"W)	\$394	\$394
1	APPED A24 BF	Supporting Box/File Pedestal (24"Dx16"Wx28"H)	\$1,068	\$1,068
1	APTLEG30	T-Leg (30"Dx12"Wx28"H)	\$153	\$153
1	APSB72	External Stabilizer Bar (2"Dx65"Wx1"H)	\$85	\$85
1	APPSLHP72	HPL Modesty Panel (65"Wx12"H)	\$253	\$253
1	APSBL2472R	Single Box/Lateral Credenza, Right (24"Dx72"Wx22"H)	\$1,930	\$1,930
			Total	\$3,883

apex series

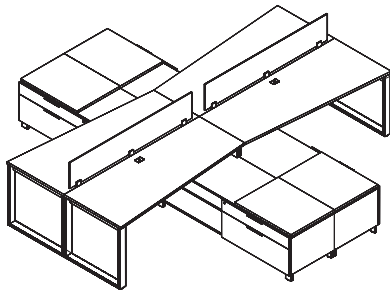
Configurations



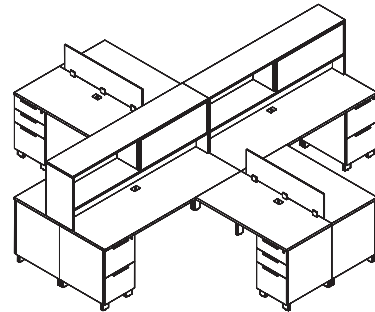
AP9L				
Qty	Model #	Description	List price	Extended Price
1	APRT3072	Rectangular Top Worksurface (30"Dx72"W)	\$394	\$394
1	APPED A24 BF	Supporting Box/File Pedestal (24"Dx16"Wx28"H)	\$1,068	\$1,068
1	APTLEG30	T-Leg (30"Dx12"Wx28"H)	\$153	\$153
1	APSB72	External Stabilizer Bar (2"Dx65"Wx1"H)	\$85	\$85
1	APPSLHP72	HPL Modesty Panel (65"Wx12"H)	\$253	\$253
1	APSBL2472L	Single Box/Lateral Credenza, Left (24"Dx72"Wx22"H)	\$1,930	\$1,930
1	APCUH2430	Credenza Cushion (23"Dx30"W)	\$284	\$284
Total			\$4,167	



AP10R				
Qty	Model #	Description	List price	Extended Price
1	APRT3072	Rectangular Top Worksurface (30"Dx72"W)	\$394	\$394
1	APPED A24 BF	Supporting Box/File Pedestal (24"Dx16"Wx28"H)	\$1,068	\$1,068
1	APTLEG30	T-Leg (30"Dx12"Wx28"H)	\$153	\$153
2	APSB72	External Stabilizer Bar (2"Dx65"Wx1"H)	\$85	\$170
1	APPSL72	Frosted Acrylic Modesty (65"Wx12"H)	\$602	\$602
1	APSBL2472R	Single Box/Lateral Credenza, Right (24"Dx72"Wx22"H)	\$1,930	\$1,930
1	APCUH2430	Credenza Cushion (23"Dx30"W)	\$284	\$284
1	APSTS2465R	Single Storage Cabinet, Right (24"Dx16"Wx65"H)	\$1,562	\$1,562
Total			\$6,163	



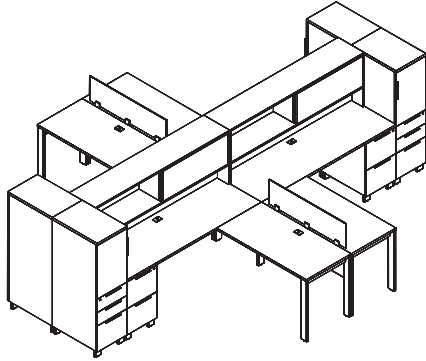
AP11				
Qty	Model #	Description	List price	Extended Price
2	APWT2472 30L	Wedge Top Worksurface (30/24"Dx72"W)	\$411	\$822
2	APWT2472 30R	Wedge Top Worksurface (24/30"Dx72"W)	\$411	\$822
4	APODL30	D-Leg (30"Dx28"H)	\$420	\$1,680
4	APSLG30	Low Credenza TFM Support (22"Dx6"H)	\$90	\$360
8	APSB72	External Stabilizer Bar (2"Dx65"Wx1"H)	\$85	\$680
2	APPSU72	Top Frosted Acrylic Privacy Screen (65"Wx12"H)	\$602	\$1,204
2	APSBL2472R	Single Box/Lateral Credenza, Right (24"Dxx72"Wx22"H)	\$1,930	\$3,860
2	APSBL2472L	Single Box/Lateral Credenza, Left (24"Dx72"Wx22"H)	\$1,930	\$3,860
4	APCUH2430	Credenza Cushion (23"Dx30"W)	\$284	\$1,136
Total			\$14,424	



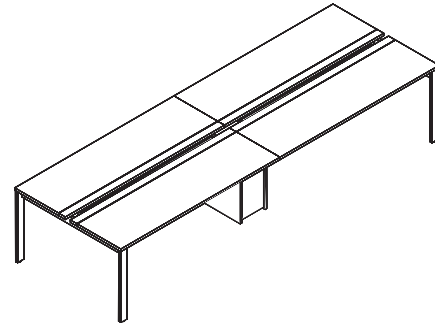
AP12				
Qty	Model #	Description	List price	Extended Price
4	APRT2472	Rectangular Top Worksurface (24"Dx72"W)	\$352	\$1,408
2	APHSB72	Two-sided Hutch, Shared Bins (14"Dx36"Hx72"W)	\$937	\$1,874
4	APRT2448	Rectangular Top Worksurface (24"Dx48"W)	\$238	\$952
2	APDPML24	Shared Double Post Leg (24"Dx28"H)	\$402	\$804
4	APPED C24 BBF	Supporting Box/Box/File Pedestal (24"Dx16"Wx28"H)	\$1,125	\$4,500
4	APPED D24 FF	Supporting File/File Pedestal (24"Dx16"Wx28"H)	\$1,078	\$4,312
4	APSB60	External Stabilizer Bar (44"W)	\$74	\$296
2	APPSU48	Top Frosted Acrylic Privacy Screen (41"Wx12"H)	\$409	\$818
4	APTKBD0872	Lower Tackboard (70"Wx8"H)	\$374	\$1,496
4	APTKBD1536	Upper Tackboard (35"Wx15"H)	\$341	\$1,364
4	APGANG1	Ganging Hardware (4"Dx6"Wx25"H)	\$37	\$148
Total			\$17,972	

apex series

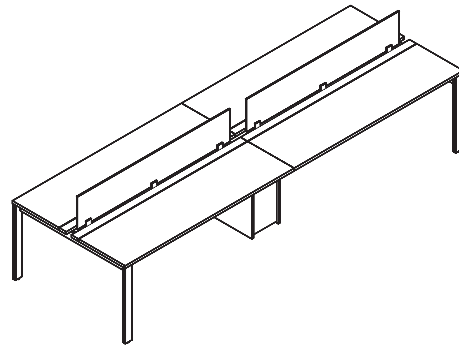
Configurations



AP13				
Qty	Model #	Description	List price	Extended Price
4	APRT2472	Rectangular Top Worksurface (24"Dx72"W)	\$352	\$1,408
4	APRT2448	Rectangular Top Worksurface (24"Dx48"W)	\$238	\$952
4	APODPL24	Double Post Leg (24"Dx28"H)	\$323	\$1,292
2	APDPML24	Shared Double Post Leg (24"Dx28"H)	\$402	\$804
4	APPED D24 FF	Supporting File/File Pedestal (24"Dx16"Wx28"H)	\$1,078	\$4,312
4	APSB60	External Stabilizer Bar (44"W)	\$74	\$296
2	APPSU48	Top Frosted Acrylic Privacy Screen (41"Wx12"H)	\$409	\$818
2	APBCV2454L	Single Storage Box/Box/File Upper Door, Left (24"Dx16"Wx54"H)	\$1,766	\$3,532
2	APBCV2454R	Single Storage Box/Box/File Upper Door, Right (24"Dx16"Wx54"H)	\$1,766	\$3,532
2	APHSB72	Two-sided Hutch w/ Shared Bins (14"Dx72"Wx25"H)	\$937	\$1,874
4	APTKBD0872	Lower Tackboard (70"Wx8"H)	\$374	\$1,496
4	APTKBD1536	Upper Tackboard (35"Wx15"H)	\$341	\$1,364
4	APGANG1	Ganging Hardware (4"Dx6"Wx25"H)	\$37	\$148
Total			\$21,828	



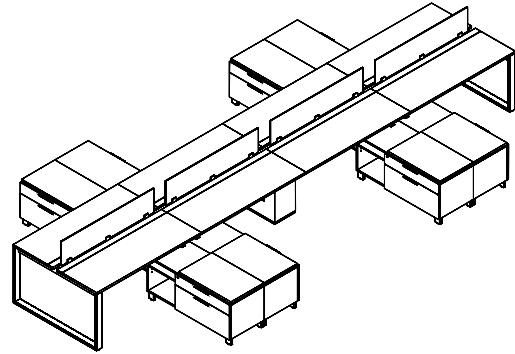
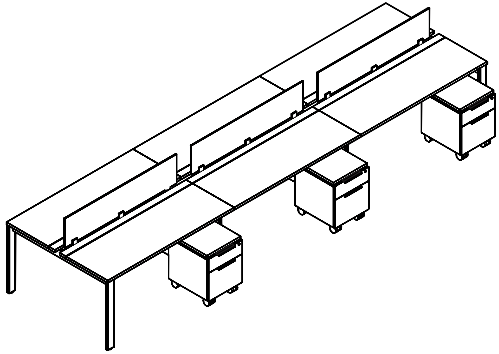
AP14				
Qty	Model #	Description	List price	Extended Price
2	APRECH4872	Shared Rectangular Top Worksurface (48"Dx72"W)	\$704	\$1,408
2	APODPL48	Double Post Leg (48"Dx28"H)	\$426	\$852
2	APWMT072	Outer Wire Management Trough (59"Wx8"Hx10"D)	\$829	\$1,658
4	APSB72	External Stabilizer Bar (56"W)	\$85	\$340
1	APLEGM1224	Square Panel Base Hollow, w/End Access Door (12"Dx24"W)	\$432	\$432
1	APESC72	Electrical Starter Cable (72")	\$196	\$196
4	APSSPB4	Single Sided Power Box w/4-Power Outlets	\$153	\$612
2	APDCE60	52" Daisy Chain Electrical Cable	\$196	\$392
1	APDCE72	64" Daisy Chain Electrical Cable	\$216	\$216
2	APGANG1	Ganging Hardware (4"Dx6"Wx25"H)	\$37	\$74
Total			\$6,180	



AP15				
Qty	Model #	Description	List price	Extended Price
2	APRECH4872	Rectangular (Shared) Worksurface (48"Dx72"W)	\$704	\$1,408
2	APODPL48	Double Post Leg (48"Dx28"H)	\$426	\$852
2	APWMT072	Outer Wire Management Trough (59"Wx8"Hx10"D)	\$829	\$1,658
4	APSB72	External Stabilizer Bar (56"W)	\$85	\$340
1	APLEGM1224	Square Panel Base Hollow, w/End Access Door (12"Dx24"W)	\$432	\$432
2	APPSU72	Top Frosted Acrylic Privacy Screen (65"Wx12"H)	\$602	\$1,204
1	APESC72	Electrical Starter Cable (72")	\$196	\$196
4	APSSPB4	Single Sided Power Box w/4-Power Outlets	\$153	\$612
2	APDCE60	52" Daisy Chain Electrical Cable	\$196	\$392
1	APDCE72	64" Daisy Chain Electrical Cable	\$216	\$216
2	APGANG1	Ganging Hardware (4"Dx6"Wx25"H)	\$37	\$74
Total			\$7,384	

apex series

Configurations

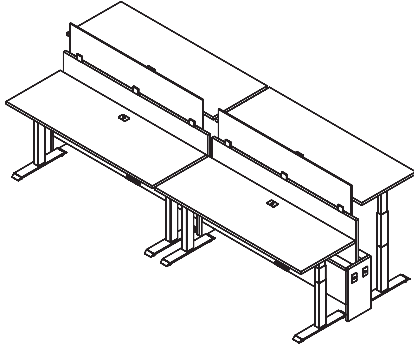


AP16				
Qty	Model #	Description	List price	Extended Price
3	APRECH4860	Rectangular (Shared) Worksurface (48"Dx60"W)	\$632	\$1,896
2	APODPL48	Double Post Leg (48"Dx28"H)	\$426	\$852
1	APWMTM60	Middle Wire Management Trough (48"Wx8"Hx10"D)	\$671	\$671
2	APWMT060	Outer Wire Management Trough (47"Wx8"Hx10"D)	\$658	\$1,316
6	APSB60	External Stabilizer Bar (44"W)	\$74	\$444
2	APLEGM1224	Square Panel Base Hollow, w/End Access Door (12"Dx24"W)	\$432	\$864
3	APPSU60	Top Frosted Acrylic Privacy Screen (53"Wx12"H)	\$591	\$1,773
6	APPED AX20 BF	Mobile Box/File Pedestal (19"Dx16"Wx22"H)	\$891	\$5,346
1	APESC72	Electrical Starter Cable (72")	\$196	\$196
6	APSSPB4	Single Sided Power Box w/4-Power Outlets	\$153	\$918
2	APDCE48	40" Daisy Chain Electrical Cable	\$176	\$352
3	APDCE60	52" Daisy Chain Electrical Cable	\$196	\$588
4	APGANG1	Ganging Hardware (4"Dx6"Wx25"H)	\$37	\$148
Total			\$15,364	

AP17				
Qty	Model #	Description	List price	Extended Price
4	APRECH4860	Rectangular (Shared) Worksurface (48"Dx60"W)	\$632	\$2,528
2	APODL48	D-Leg (48"Dx28"H)	\$494	\$988
2	APWMT060	Outer Wire Management Trough (47"Wx8"Hx10"D)	\$658	\$1,316
2	APWMTM60	Middle Wire Management Trough (48"Wx8"Hx10"D)	\$671	\$1,342
8	APSB60	External Stabilizer Bar (44"W)	\$74	\$592
2	APASQND1224	Square Panel Base Hollow, No Door (12"Dx24"W)	\$579	\$1,158
1	APASQWD1224	Square Panel Base Hollow, w/Access Door (12"Dx24"W)	\$955	\$955
4	APPSU60	Top Frosted Acrylic Privacy Screen (53"Wx12"H)	\$591	\$2,364
4	APSB2048R	Single Box/Lateral Credenza, Right (20"Dx48"Wx22"H)	\$1,653	\$6,612
4	APSB2048L	Single Box/Lateral Credenza, Left (20"Dx48"Wx22"H)	\$1,653	\$6,612
8	APCUH2030	Low Credenza Cushion (19"Dx30"Wx1"H)	\$267	\$2,136
1	APESC72	Electrical Starter Cable (72")	\$196	\$196
8	APSSPB4	Single Sided Power Box w/4-Power Outlets	\$153	\$1,224
2	APDCE48	40" Daisy Chain Electrical Cable	\$176	\$352
5	APDCE60	52" Daisy Chain Electrical Cable	\$196	\$980
6	APGANG1	Ganging Hardware (4"Dx6"Wx25"H)	\$37	\$222
Total			\$29,577	

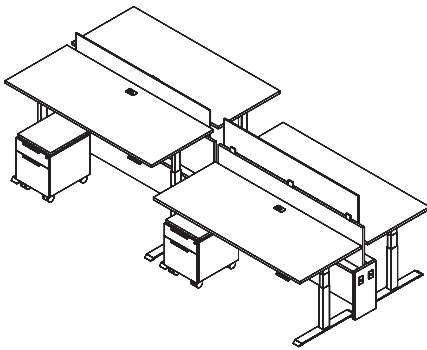
apex series

Configurations



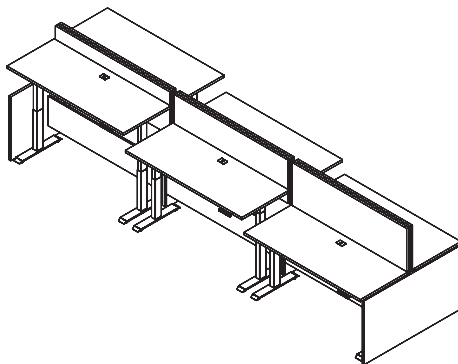
AP18

Qty	Part Number	Part Description	List Price	Extended
4	APRT 2465	Rectangular Top Worksurface, Silver Sq Grom Ctr (24"D x 65"W x 1")	\$321	\$1,284
4	MMLEGAHE24S	Silver Electrical Height Adjustable Base (For 24"D Top)	\$1,366	\$5,464
2	APWMT6636WDPS	Trough with Hinged Doors, Ctr Panel 36"H, Privacy Screen - APPSU66 (10"D x 66"W x 36"H)	\$1,555	\$3,110
1	APESC 72	Electrical Starter Cable 72"W (8-Wire, 4-Circuit)	\$196	\$196
4	APSSPB 4	Single Sided Power Box with 4 Power Outlets	\$153	\$612
2	APDCE 66	58"W Daisy Chain Electrical Cable (For 66"W Trough)	\$210	\$420
1	APDCE 60	46"W Daisy Chain Electrical Cable (For 54"W Trough)	\$196	\$196
Total List:			\$11,282	



AP19

Qty	Part Number	Part Description	List Price	Extended
4	APRT 3071	Rectangular Top Worksurface (30"D x 71"W x 1")	\$375	\$1,500
4	MMLEGAHE30S	Silver Electrical Height Adjustable Base (For 30"D Top)	\$1,366	\$5,464
2	APWMT7236WDPS	Trough with Hinged Doors, Ctr Panel 36"H, Privacy Screen - APPSU72 (10"D x 72"W x 36"H)	\$1,592	\$3,184
4	APPED AX20 BF	Mobile Box/ File Pedestal Face Lock, APH1 (20"D x 16"W x 22"H)	\$891	\$3,564
4	APCUH 2016	Mobile Pedestal Cushion (19"D x 16"W x 1"H)	\$235	\$940
1	APESC 72	Electrical Starter Cable 72"W (8-Wire, 4-Circuit)	\$196	\$196
1	APSSPB 4	Single Sided Power Box with 4 Power Outlets	\$153	\$153
4	APDCE 72	64"W Daisy Chain Electrical Cable (For 72"W Trough)	\$216	\$864
1	APDCE 60	52"W Daisy Chain Electrical Cable (For 60"W Trough)	\$196	\$196
4	APRPG1S	Silver Rectangular Power Grommet (1 PWR, 2 USB) Ctr Top APRT3071	\$388	\$1,552
Total List:			\$17,613	

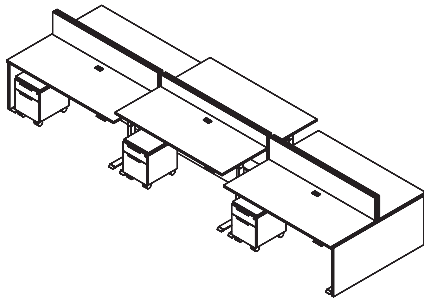


AP20

Qty	Part Number	Part Description	List Price	Extended
6	APRT 2459	Rectangular Top Worksurface, Silver Sq Grom Ctr (24"D x 59"W x 1")	\$301	\$1,806
6	MMLEGAHE24S	Silver Electrical Height Adjustable Base (For 24"D Top)	\$1,366	\$8,196
1	APWMT6048ND	Trough No Doors, Center End Panel 48"H (10"D x 66"W x 48"H)	\$759	\$759
2	APWMT6048ND48	Trough No Doors, Center End Panel 48"W and End Panel (10"D x 66"W x 48"H)	\$939	\$1,878
6	APTKBD 1960	Tackboard (58"W x 19"H) For 60"W Trough	\$465	\$2,790
1	APESC 72	Electrical Starter Cable 72"W (8-Wire, 4-Circuit)	\$196	\$196
6	APSSPB 4	Single Sided Power Box with 4 Power Outlets	\$153	\$918
4	APDCE 60	52"W Daisy Chain Electrical Cable (For 60"W Trough)	\$196	\$784
1	APDCE 48	40"W Daisy Chain Electrical Cable (For 48"W Trough)	\$176	\$176
Total List:			\$17,503	

apex series

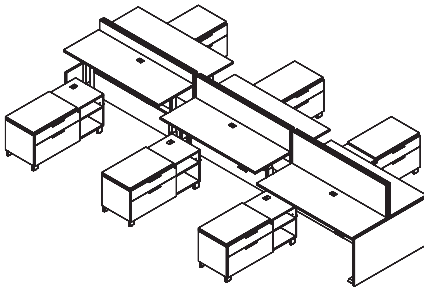
Configurations



AP21

Qty	Part Number	Part Description	List Price	Extended
6	APRT 3071	Rectangular Top Worksurface, Silver Sq Grom Ctr (30"D x 71"W x 1")	\$375	\$2,250
6	MMLEGAHE30S	Silver Electrical Height Adjustable Base (For 30"D Top)	\$1,366	\$8,196
1	APWMT7242ND	Trough No Doors with Center Panel 48"H (10"D x 72"W x 42"H)	\$799	\$799
2	APWMT7242ND60	Trough No Doors with Center Panel 42"H & 60"W End Panel (10"D x 72"W x 42"H)	\$1,014	\$2,028
6	APTKBD 1972	Tackboard (70"W x 19"H) For 72"W Trough	\$530	\$3,180
6	APPED AX20 BF	Mobile Box/File Pedestal Face Lock, APH1 Handles (20"D x 16"W x 22"H)	\$891	\$5,346
6	APCUH 2016	Mobile Pedestal Cushion (19"D x 16"W x 1"H)	\$235	\$1,410
1	APESC 72	Electrical Starter Cable 72"W (8-Wire, 4-Circuit)	\$196	\$196
6	APSSPB 4	Single Sided Power Box with 4 Power Outlets	\$153	\$918
4	APDCE 72	64"W Daisy Chain Electrical Cable	\$216	\$864
1	APDCE 60	52"W Daisy Chain Electrical Cable	\$196	\$196
6	APRPG1S	Silver Rectangular Power Grommet (1 PWR, 2 USB) Ctr Top APRT 3071	\$388	\$2,328

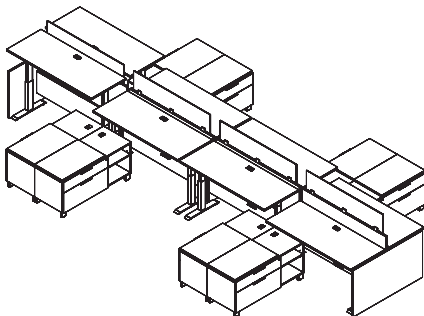
Total List: \$27,711



AP22

Qty	Part Number	Part Description	List Price	Extended
6	APRT 2465	Rectangular Top Worksurface, Silver Sq Grom Ctr (24"D x 65"W x 1")	\$321	\$1,926
6	MMLEGAHE24S	Silver Electrical Height Adjustable Base (For 24"D Top)	\$1,366	\$8,196
1	APWMT6648WD	Trough with Hinged Doors, Ctr Panel 48"H (10"D x 66"W x 48"H)	\$1,049	\$1,049
2	APWMT6648WD48	Trough with Hinged Doors, Ctr Panel 48"H & 48"W End Panel (10"D x 66"W x 48"H)	\$1,229	\$2,458
6	APTKBD 1966	Tackboard (64"W x 19"H) for 66"W Trough	\$497	\$2,982
3	APSBL 2048L	Single Box/ Lateral Credenza, Left (20"D x 48"W x 22"H)	\$1,653	\$4,959
3	APSBL 2048R	Single Box/ Lateral Credenza, Right (20"D x 48"W x 22"H)	\$1,653	\$4,959
6	APCUH 2030	Credenza Cushion (19"D x 30"W x 1 "H)	\$267	\$1,602
1	APESC 72	Electrical Starter Cable 72"W (8-Wire, 4-Circuit)	\$196	\$196
6	APSSPB 4	Single Sided Power Box with 4 Power Outlets	\$153	\$918
4	APDCE 66	58"W Daisy Chain Electrical Cable (For 66"W Trough)	\$210	\$840
1	APDCE 54	46"W Daisy Chain Electrical Cable (For 54"W Trough)	\$196	\$196

Total List: \$30,281



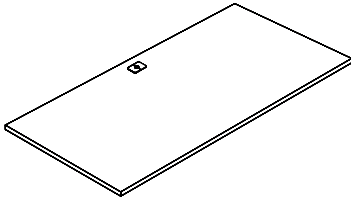
AP23

Qty	Part Number	Part Description	List Price	Extended
8	APRT 2459	Rectangular Top Worksurface, Silver Sq Grom Ctr (24"D x 59"W x 1")	\$301	\$2,408
8	MMLEGAHE24S	Silver Electrical Height Adjustable Base (For 24"D Top)	\$1,366	\$10,928
2	APWMT6036NDPS	Trough No Doors with Ctr Panel 36"H, Privacy Screen APPSU60 (10"D x 60"W x 36"H)	\$1,266	\$2,532
2	APWMT6036WD48PS	Trough No Doors with Ctr Panel 36"H & 48"W End Panel, Privacy Screen - APPSU60 (10"D x 60"W x 36"H)	\$1,696	\$3,392
4	APSBL 2048L	Single Box/ Lateral Credenza, Left (20"D x 48"W x 22"H)	\$1,653	\$6,612
4	APSBL 2048R	Single Box/ Lateral Credenza, Right (20"D x 48"W x 22"H)	\$1,653	\$6,612
8	APCUH 2030	Credenza Cushion (19"D x 30"W x 1 "H)	\$267	\$2,136
1	APESC 72	Cable 72"W (8-Wire, 4-Circuit)	\$196	\$196
8	APSSPB 4	Single Sided Power Box with 4 Power Outlets	\$153	\$1,224
6	APDCE 66	52"W Daisy Chain Electrical Cable (For 60"W Trough)	\$210	\$1,260
1	APDCE 48	40"W Daisy Chain Electrical Cable (For 48"W Trough)	\$176	\$176
8	APRPG1S	Silver Rectangular Power Grommet (1 PWR, 2 USB) Ctr top APRT 2459	\$388	\$3,104

Total List: \$40,580

apex series

Worksurfaces



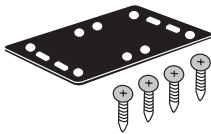
Rectangular Worksurface

Model#	Depth	Width	Height	Weight	Cube	Price
APRT2030	20"	30"	1"	16	1	\$193
APRT2031	20"	31"	1"	17	1	\$193
APRT2036	20"	36"	1"	19	1	\$200
APRT2042	20"	42"	1"	22	1	\$209
APRT2048	20"	48"	1"	25	1	\$224
APRT2054	20"	54"	1"	29	1	\$264
* APRT2060	20"	60"	1"	32	1	\$295
APRT2062	20"	62"	1"	33	1	\$301
* APRT2066	20"	66"	1"	35	1	\$328
* APRT2072	20"	72"	1"	38	1	\$337
APRT2430	24"	30"	1"	19	1	\$205
APRT2431	24"	31"	1"	20	1	\$205
15 APRT2436	24"	36"	1"	23	1	\$212
15 APRT2442	24"	42"	1"	27	1	\$228
15 APRT2448	24"	48"	1"	30	1	\$238
15 APRT2454	24"	54"	1"	34	1	\$301
15 * APRT2460	24"	60"	1"	38	1	\$315
APRT2462	24"	62"	1"	39	1	\$318
15 * APRT2466	24"	66"	1"	42	1	\$337
15 * APRT2472	24"	72"	1"	45	1	\$352
APRT3048	30"	48"	1"	38	1	\$261
APRT3054	30"	54"	1"	43	1	\$337
15 * APRT3060	30"	60"	1"	47	2	\$346
* APRT3066	30"	66"	1"	52	2	\$375
15 * APRT3072	30"	72"	1"	57	2	\$394
* APRT3660	36"	60"	1"	57	2	\$379
* APRT3666	36"	66"	1"	62	2	\$409
* APRT3672	36"	72"	1"	68	2	\$428

1 silver square grommet (top center) standard.
 Grommet on 20", 24" & 30"D is 3" clear from approach. On 36"D is 9" clear from approach.
 Depending on support configuration, external stabilizer may be required on tops of 54" or greater.
 See external stabilizer bar selection guide on P. 194.

* 2 stabilizer bars are required on 60", 66" & 72" wide worksurfaces when supporting with left & right Double post leg, D-legs or T-legs

Connecting Hardware (Brackets & Screws)



Model#	Depth	Width	Height	Weight	Cube	Price
15 AP GANG1	4"	6"	.25"	2	1	\$37
15 AP GANG2	4"	6"	.25"	3	1	\$74

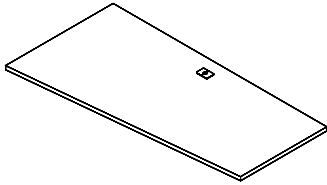
NOTE: Must be field installed

* If using as a return top, specify APGANG1 (2 brackets w/#8x1" wood screws supplied)

* If using as a Bridge Top, specify APGANG2 (4 brackets w/#8x1" wood screws supplied)

apex series

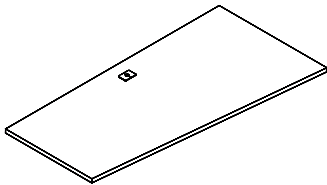
Worksurfaces



Wedge Worksurface, Left

Model#	(L)	(B)	(E)	(W)	Weight	Cube	Price
* APWT206024L	60"	24"	20"	60"	38	1	\$334
* APWT206624L	66"	24"	20"	66"	42	1	\$358
* APWT207224L	72"	24"	20"	72"	45	1	\$375
15 * APWT246030L	60"	30"	24"	60"	47	2	\$364
* APWT246630L	66"	30"	24"	66"	52	2	\$388
15 * APWT247230L	72"	30"	24"	72"	57	2	\$411

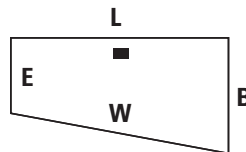
1 silver square grommet (top center) standard. 3" clear from approach.
 See external stabilizer bar selection guide on P. 194.
 * 2 stabilizer bars are required on 60", 66" & 72" wide worksurfaces when supporting with left & right Double post leg, D-legs or T-legs



Wedge Worksurface, Right

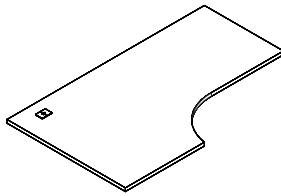
Model#	(L)	(B)	(E)	(W)	Weight	Cube	Price
* APWT206024R	60"	24"	20"	60"	38	1	\$334
* APWT206624R	66"	24"	20"	66"	42	1	\$358
* APWT207224R	72"	24"	20"	72"	45	1	\$375
15 * APWT246030R	60"	30"	24"	60"	47	2	\$364
* APWT246630R	66"	30"	24"	66"	52	2	\$388
15 * APWT247230R	72"	30"	24"	72"	57	2	\$411

1 silver square grommet (top center) standard. 3" clear from approach.
 See external stabilizer bar selection guide on P. 194.
 * 2 stabilizer bars are required on 60", 66" & 72" wide worksurfaces when supporting with left & right Double post leg, D-legs or T-legs



apex series

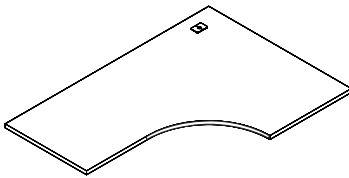
Worksurfaces



Extended Compu-Corner Worksurface, Left Return

Model#	(L)	(B)	(E)	(K)	(R)	(W)	Weight	Cube	Price
* APET243660L	60"	36"	24"	21"	24"	22"	57	2	\$418
* APET243666L	66"	36"	24"	21"	24"	24"	62	2	\$444
* APET243672L	72"	36"	24"	21"	24"	30"	68	2	\$459
* APET244260L	60"	42"	24"	24"	24"	21"	66	2	\$448
* APET244266L	66"	42"	24"	24"	24"	27"	73	2	\$474
* APET244272L	72"	42"	24"	24"	24"	33"	79	2	\$489

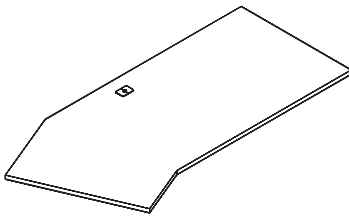
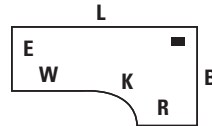
1 silver square grommet (top corner) standard. 3" clear from approach.
 See external stabilizer bar selection guide on P. 194.
 * 2 stabilizer bars are required on 60", 66" & 72" wide worksurfaces when supporting with left & right Double post leg, D-legs or T-legs



Extended Compu-Corner Worksurface, Right Return

Model#	(L)	(B)	(E)	(K)	(R)	(W)	Weight	Cube	Price
* APET243660R	60"	36"	24"	21"	24"	22"	57	2	\$418
* APET243666R	66"	36"	24"	21"	24"	24"	62	2	\$444
* APET243672R	72"	36"	24"	21"	24"	30"	68	2	\$459
* APET244260R	60"	42"	24"	24"	24"	21"	66	2	\$448
* APET244266R	66"	42"	24"	24"	24"	27"	72	2	\$474
* APET244272R	72"	42"	24"	24"	24"	33"	79	2	\$489

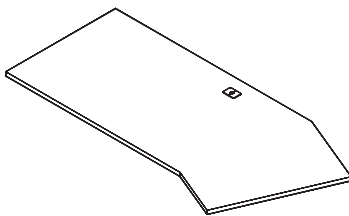
1 silver square grommet (top corner) standard. 3" clear from approach.
 See external stabilizer bar selection guide on page 194.
 * 2 stabilizer bars are required on 60", 66" & 72" wide worksurfaces when supporting with left & right Double post leg, D-legs or T-legs



Compu-Corner Angle Worksurface, Left

Model#	(L)	(B)	(E)	(K)	(W)	Weight	Cube	Price
APAT2472L	72"	24"	20"	48"	15"	59	2	\$501
APAT3072L	72"	30"	20"	48"	15"	68	2	\$538

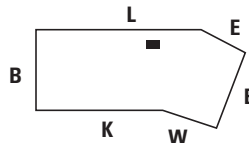
1 silver square grommet (top center) standard. 3" clear from approach.
 See external stabilizer bar selection guide on P. 194.
 * 2 stabilizer bars are required when supporting with left & right Double post leg, D-legs or T-legs



Compu-Corner Angle Worksurface, Right

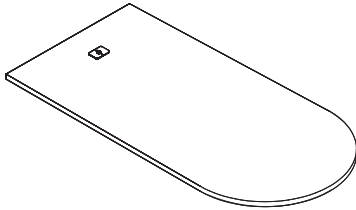
Model#	(L)	(B)	(E)	(K)	(W)	Weight	Cube	Price
APAT2472R	72"	24"	20"	48"	15"	59	2	\$501
APAT3072R	72"	30"	20"	48"	15"	68	2	\$538

1 silver square grommet (top center) standard. 3" clear from approach.
 See external stabilizer bar selection guide on P. 194.
 * 2 stabilizer bars are required when supporting with left & right Double post leg, D-legs or T-legs



apex series

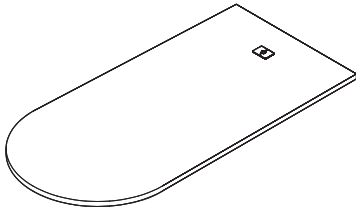
Worksurfaces



Bullet Worksurface, Left

Model#	Depth	Width	Height	Weight	Cube	Price
¹⁵ * APBD3060L	30"	60"	1"	47	2	\$418
* APBD3066L	30"	66"	1"	52	2	\$442
¹⁵ * APBD3072L	30"	72"	1"	57	2	\$459
* APBD3672L	36"	72"	1"	68	2	\$495

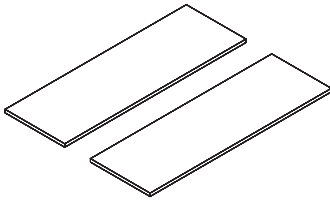
1 left silver square grommet (top center) standard. 3" clear from approach.
 See external stabilizer bar selection guide on p. 192.
 * 2 stabilizer bars are required on 60", 66" & 72" wide worksurfaces when supporting with left & right Double post leg, D-legs or T-legs



Bullet Worksurface, Right

Model#	Depth	Width	Height	Weight	Cube	Price
¹⁵ * APBD3060R	30"	60"	1"	47	2	\$418
* APBD3066R	30"	66"	1"	52	2	\$442
¹⁵ * APBD3072R	30"	72"	1"	57	2	\$459
* APBD3672R	36"	72"	1"	68	2	\$495

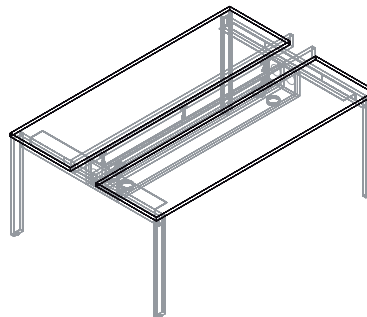
1 right silver square grommet (top center) standard. 3" clear from approach.
 See external stabilizer bar selection guide on p. 192.
 * 2 stabilizer bars are required on 60", 66" & 72" wide worksurfaces when supporting with left & right Double post leg, D-legs or T-legs



Two Rectangular Worksurfaces for Shared Supports

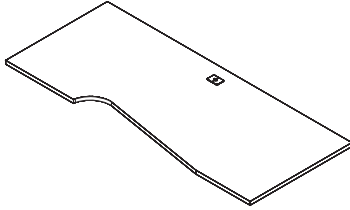
Model#	Depth	Width	Height	Weight	Cube	Price
APRECH4848	48"	48"	1"	50	2	\$477
¹⁵ APRECH4860	48"	60"	1"	63	2	\$632
APRECH4866	48"	66"	1"	69	2	\$675
¹⁵ APRECH4872	48"	72"	1"	75	2	\$704
APRECH6048	60"	48"	1"	65	2	\$522
APRECH6060	60"	60"	1"	82	3	\$692
APRECH6066	60"	66"	1"	90	3	\$751
APRECH6072	60"	72"	1"	98	3	\$787

* To be used with middle troughs, see p. 207. 2 stabilizers are required on tops of 54" or greater.
 See external stabilizer bar selection guide on p. 192.



apex series

Worksurfaces



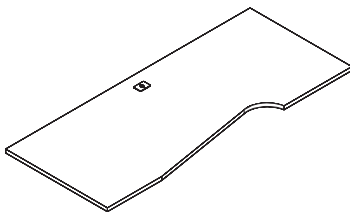
Compu-Corner Saddle Worksurface, Left Return

Model#	(L)	(B)	(K)	(R)	(W)	Weight	Cube	Price
APST247220L	72"	24"	36"	20"	16"	45	1	\$472
APST247224L	72"	24"	32"	24"	16"	45	1	\$477
APST307220L	72"	30"	36"	20"	16"	57	2	\$501
APST307224L	72"	30"	32"	24"	16"	57	2	\$530

1 silver square grommet (top center) standard. 3" clear from approach.

See external stabilizer bar selection guide on p. 192.

* 2 stabilizer bars are required on 60", 66" & 72" wide worksurfaces when supporting with left & right Double post leg, D-legs or T-legs



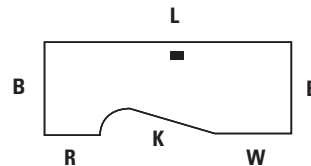
Compu-Corner Saddle Worksurface, Right Return

Model#	(L)	(B)	(K)	(R)	(W)	Weight	Cube	Price
APST247220R	72"	24"	36"	20"	16"	45	1	\$472
APST247224R	72"	24"	32"	24"	16"	45	1	\$477
APST307220R	72"	30"	36"	20"	16"	57	2	\$501
APST307224R	72"	30"	32"	24"	16"	57	2	\$530

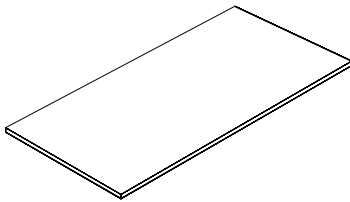
1 silver square grommet (top center) standard. 3" clear from approach.

See external stabilizer bar selection guide on p. 192.

* 2 stabilizer bars are required on 60", 66" & 72" wide worksurfaces when supporting with left & right Double post leg, D-legs or T-legs



Worksurfaces for Support Pedestals



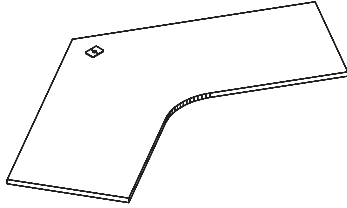
Rectangular Worksurface, Tops for Supporting Pedestals

Model#	Depth	Width	Height	Fits Pedestal	Weight	Cube	Price
APT0P2016	20"	16"	1"	BBF, FF	9	1	\$131
APT0P2416	24"	16"	1"	BBF, FF	9	1	\$131
APT0P3016	30"	16"	1"	BBF, FF	13	1	\$131
APT0P2030	20"	30"	1"	HDC	16	1	\$193
APT0P2031	20"	31"	1"	LF, PLF	17	1	\$193
APT0P2430	24"	30"	1"	HDC	16	1	\$205
APT0P2431	24"	31"	1"	LF, PLF	20	1	\$212
15 APT0P2036	20"	36"	1"	LF, HDC	19	1	\$200
15 APT0P2436	24"	36"	1"	LF, HDC	23	1	\$212
APT0P2062	20"	62"	1"	2-LF, 2-PLF	33	1	\$301
APT0P2462	24"	62"	1"	2-LF, 2-PLF	39	1	\$318
15 APT0P2072	20"	72"	1"	2-LF, 2-HDC	45	1	\$337
15 APT0P2472	24"	72"	1"	2-LF, 2-HDC	45	1	\$352

* Tops ship separately for field install, brackets are included. Tops only can be purchase for own use.

apex series

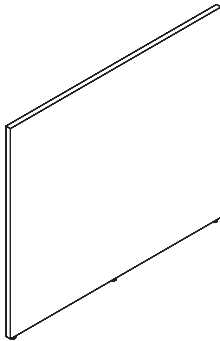
Worksurfaces and Privacy Panels



Corner Worksurface, Silver Square Grommet

Model#	Depth	Width	Height	Weight	Cube	Price
APCCU424224	24"/24"	42x42"	1"	84	2	\$670
APCCU424230	30"/30"	42x42"	1"	94	2	\$710
APCCU484824	24"/24"	48x48"	1"	104	3	\$740
APCCU484830	30"/30"	48x48"	1"	115	3	\$780
APCCU545424	24"/24"	54x54"	1"	125	3	\$810
APCCU545430	30"/30"	54x54"	1"	137	3	\$850

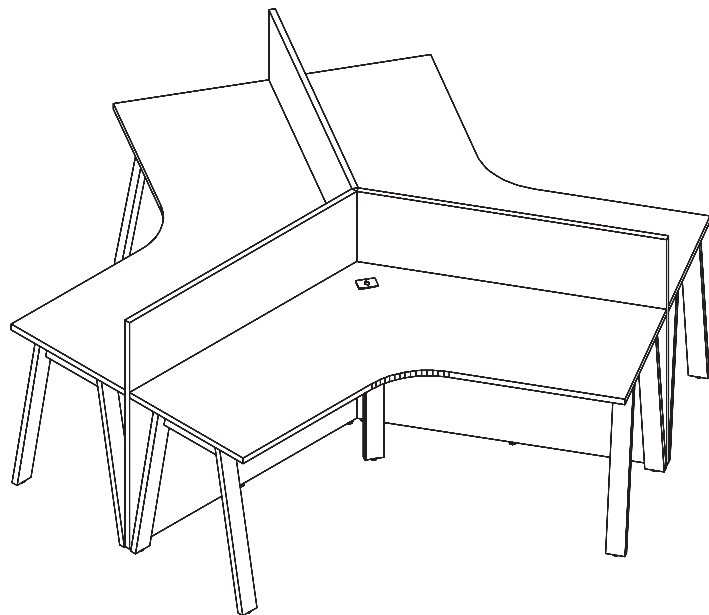
Corner silver square grommet standard.



Privacy Panel

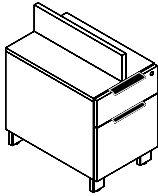
Model#	Depth	Width	Height	Weight	Cube	Price
APPANEL4236	1"	42"	36"	42	1	\$445
APPANEL4836	1"	48"	36"	48	1	\$465
APPANEL5436	1"	54"	36"	54	2	\$480
APPANEL4242	1"	42"	42"	49	2	\$465
APPANEL4842	1"	48"	42"	56	2	\$490
APPANEL5442	1"	54"	42"	63	2	\$510
APPANEL4248	1"	42"	48"	56	2	\$490
APPANEL4848	1"	48"	48"	64	2	\$515
APPANEL5448	1"	54"	48"	72	2	\$540

No predrill holes. Ships separately for field install, brackets are included.
Use for corner and other worksurfaces.



apex series

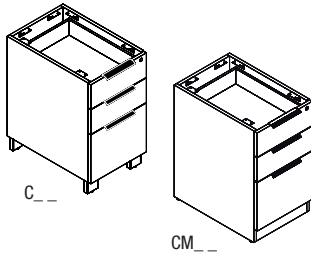
Support Pedestals



Supporting Box/File with Top Center Support (Face lock, APH1 handles)

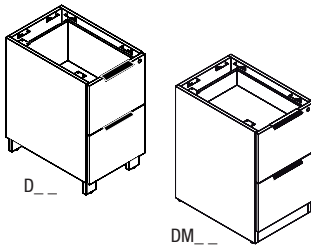
Model#	Depth	Width	Height	Weight	Cube	Price
APPED A20 BF	20"	16"	28"	73	6	\$1,045
APPED A24 BF	24"	16"	28"	78	7	\$1,068
APPED A30 BF	30"	16"	28"	89	8	\$1,096

Top support to be installed flush with tops.
For flush pedestal with top specify location, add MMCUT3...\$155.



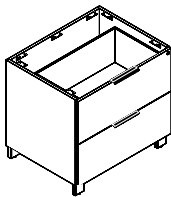
Supporting Box/Box/File, No Top (Face lock, APH1 handles)

Model#	Depth	Width	Height	Weight	Cube	Price
APPED C20 BBF	20"	16"	28"	77	6	\$1,117
APPED C24 BBF	24"	16"	28"	83	7	\$1,125
APPED C30 BBF	30"	16"	28"	92	8	\$1,153
APPED CM20 BBF	20"	16"	28"	77	6	\$ 733
APPED CM24 BBF	24"	16"	28"	83	7	\$ 756
APPED CM30 BBF	30"	16"	28"	92	8	\$ 789



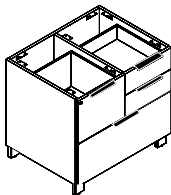
Supporting File/File, No Top (Face lock, APH1 handles)

Model#	Depth	Width	Height	Weight	Cube	Price
APPED D20 FF	20"	16"	28"	73	6	\$1,056
APPED D24 FF	24"	16"	28"	79	7	\$1,078
APPED D30 FF	30"	16"	28"	88	8	\$1,108
APPED DM20 FF	20"	16"	28"	73	6	\$ 710
APPED DM24 FF	24"	16"	28"	79	7	\$ 733
APPED DM30 FF	30"	16"	28"	88	8	\$ 766



Supporting Lateral File, No Top (Face lock, APH1 handles)

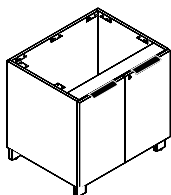
Model#	Depth	Width	Height	Weight	Cube	Price
APPED LF2031	20"	31"	28"	111	11	\$1,301
APPED LF2036	20"	36"	28"	120	12	\$1,329
APPED LF2431	24"	31"	28"	118	13	\$1,340
APPED LF2436	24"	36"	28"	128	14	\$1,369



Supporting Personal Lateral File, No Top (Face lock, APH1 handles)

Model#	Depth	Width	Height	Weight	Cube	Price
APPED PLF2031	20"	31"	28"	124	11	\$1,420
APPED PLF2431	24"	31"	28"	132	13	\$1,454

* Box drawers do not lock, (1) lock locks file and lateral file drawer.



Supporting Hinged Door Cabinet, No Top (Face lock, APH1 handles)

Model#	Depth	Width	Height	Weight	Cube	Price
APPED HDC2030	20"	30"	28"	91	10	\$1,153
APPED HDC2036	20"	36"	28"	104	12	\$1,164
APPED HDC2430	24"	30"	28"	101	12	\$1,175
APPED HDC2436	24"	36"	28"	115	14	\$1,193

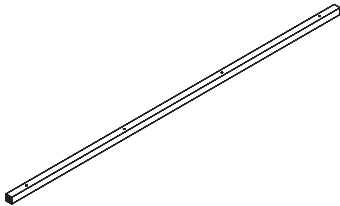
* 1 adjustable 3/4" shelf is standard.

apex series

Worksurface Supports

External Stabilizer Bar Specification Guide		Worksurface Width			
SUPPORT 1	SUPPORT 2	72"	66"	60"	54"
* A,D, DP-LEG	A,D, DP-LEG	* (2) APSB72	* (2) APSB66	* (2) APSB60	APSB54
* A,D, DP-LEG	T-LEG	* (2) APSB72	* (2) APSB66	* (2) APSB60	APSB54
A,D, DP-LEG	PEDESTAL (BBF or FF)	APSB60	APSB54	N/A	N/A
A,D, DP-LEG	LAT/PLF/HDC	N/A	N/A	N/A	N/A
T-LEG	T-LEG	APSB60	APSB54	N/A	N/A
T-LEG	PEDESTAL	APSB54	N/A	N/A	N/A
T-LEG	LAT/PLF/HDC	N/A	N/A	N/A	N/A
PEDESTAL	PEDESTAL	APSB54	N/A	N/A	N/A
PEDESTAL	LAT/PLF/HDC	N/A	N/A	N/A	N/A

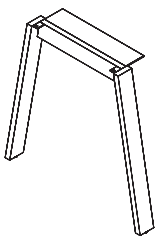
* NOTE: 2 stabilizer bars are required on 60", 66" & 72" wide worksurfaces when supported by left or right double post leg, D-legs or T-legs. If a modesty panel (TFM or HPL) is being specified only one stabilizer bar is required, acrylic modesty requires 2 stabilizer bars.



External Stabilizer Bar

Model#	Depth	Width	Height	Top Width	Weight	Cube	Price
APSB54	1"	38"	1"	54"	5	1	\$68
APSB60	1"	44"	1"	60"	6	1	\$74
APSB66	1"	50"	1"	66"	7	1	\$80
APSB72	1"	56"	1"	72"	8	1	\$85


* Reference stabilizer bar specification guide to determine stabilizer bar required. Stabilizer bars are recommended to be field installed 6" clear from approach side with #8 x 1" wood screws.



Apron Frame Leg, Silver Finish (Specify black or white finish)

Model#	Depth	Width	Height	Top Depth	Weight	Cube	Price
APOAL20	20"	6"	28"	20"	15	3	\$338
APOAL24	24"	6"	28"	24"	22	3	\$358
APOAL30	30"	6"	28"	30" & 36"	26	4	\$377
APOAL48	48"	6"	28"	48"	40	6	\$501
APOAL60	60"	6"	28"	60"	46	7	\$529

Silver legs are standard. For black leg upgrade add APULEGB, for white leg add APULEGW. NOTE: 2 stabilizer bars are required on 60", 66" & 72" wide worksurfaces when supporting with left & right Apron Frame Leg. This leg style cannot be used for conference tables.



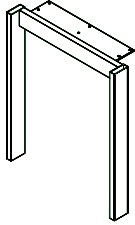
Shared Apron Frame Leg, Silver Finish (Specify black or white finish)

Model#	Depth	Width	Height	Top Depth	Weight	Cube	Price
APMAL20	20"	6"	28"	20"	26	3	\$430
APMAL24	24"	6"	28"	24"	32	4	\$460
APMAL30	30"	6"	28"	30" & 36"	36	5	\$482




Silver legs are standard. For black leg upgrade add APULEGB, for white leg add APULEGW. NOTE: 2 stabilizer bars are required on 60", 66" & 72" wide worksurfaces when supporting with left & right Shared Apron Frame Leg. This leg style cannot be used for conference tables.

apex series

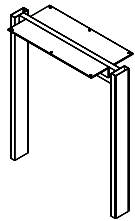
Worksurface Supports




Double Post Leg, Silver Finish (Specify black or white finish)

Model#	Depth	Width	Height	Top Depth	Weight	Cube	Price
APODPL20	20"	3"	28"	20"	15	3	\$302
 APODPL24	24"	3"	28"	24"	22	3	\$323
 APODPL30	30"	3"	28"	30" & 36"	26	4	\$346
 APODPL48	48"	3"	28"	48"	40	6	\$426
APODPL60	60"	3"	28"	60"	46	7	\$454

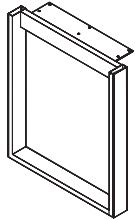
Silver legs are standard. For black leg upgrade add APULEGB, for white leg add APULEGW.
NOTE: 2 stabilizer bars are required on 60", 66" & 72" wide worksurfaces when supporting with left & right Double post leg.






Shared Double Post Leg, Silver Finish (Specify black or white finish)

Model#	Depth	Width	Height	Top Depth	Weight	Cube	Price
APDPML20	20"	3"	28"	20"	26	3	\$364
 APDPML24	24"	3"	28"	24"	32	4	\$402
 APDPML30	30"	3"	28"	30" & 36"	36	5	\$437

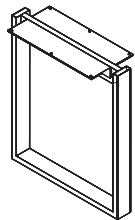
Silver legs are standard. For black leg upgrade add APULEGB, for white leg add APULEGW.
* Use to support 2 worksurfaces





D-Leg, Silver Finish (Specify black or white finish)

Model#	Depth	Width	Height	Top Depth	Weight	Cube	Price
APODL20	20"	3"	28"	20"	19	3	\$369
 APODL24	24"	3"	28"	24"	26	3	\$397
 APODL30	30"	3"	28"	30" & 36"	29	4	\$420
 APODL48	48"	3"	28"	48"	44	6	\$494
APODL60	60"	3"	28"	60"	50	7	\$545

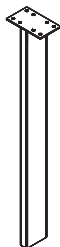
Silver legs are standard. For black leg upgrade add APULEGB, for white leg add APULEGW.
NOTE: 2 stabilizer bars are required on 60", 66" & 72" wide worksurfaces when supporting with left & right D-Leg.



Shared D-Leg, Silver Finish (Specify black or white finish)

Model#	Depth	Width	Height	Top Depth	Weight	Cube	Price
APMDL20	20"	3"	28"	20"	28	3	\$454
 APMDL24	24"	3"	28"	24"	37	4	\$472
 APMDL30	30"	3"	28"	30" & 36"	40	5	\$505

Silver legs are standard. For black leg upgrade add APULEGB, for white leg add APULEGW.
* Use to support 2 worksurfaces
NOTE: 2 stabilizer bars are required on 60", 66" & 72" wide worksurfaces when supporting with left & right Shared D-Leg.

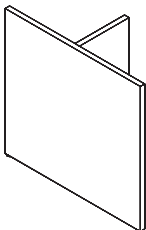
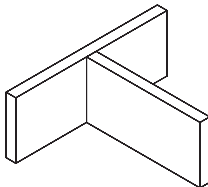
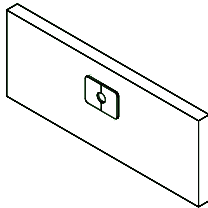
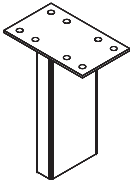
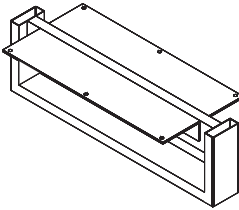
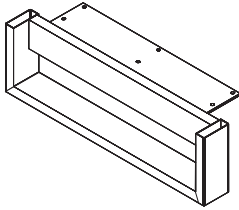


Single Post, Silver Finish (Specify black or white finish)

Model#	Depth	Width	Height	Weight	Cube	Price
 APSPL28	1"	3"	28"	6	1	\$131

Silver legs are standard. For black leg upgrade add APULEGB, for white leg add APULEGW.
Field install with #8 x 1" wood screws. Use for bullet tops or additional support under top.

Worksurface Supports



Short D-Leg, Silver Finish (Specify black or white finish)

Model#	Depth	Width	Height	Weight	Cube	Price
APOSDL20	20"	3"	6"	14	1	\$397
APOSDL24	24"	3"	6"	17	1	\$409
APOSDL30	30"	3"	6"	20	1	\$443

Silver legs are standard. For black leg upgrade add APULEGB, for white leg add APULEGW.

* Supports worksurface below tops and above low credenza.

Cannot be used when specifying modesty below worksurface.

NOTE: 2 stabilizer bars are required on 60", 66" & 72" wide worksurfaces when supporting with left & right Short D-Leg.

Short D-Leg Shared, Silver Finish (Specify black or white finish)

Model#	Depth	Width	Height	Weight	Cube	Price
APMSDL20	20"	3"	6"	23	1	\$378
APMSDL24	24"	3"	6"	26	1	\$397
APMSDL30	30"	3"	6"	29	1	\$437

Silver legs are standard. For black leg upgrade add APULEGB, for white leg add APULEGW.

* Use to support 2 worksurfaces above low credenzas.

Cannot be used when specifying modesty below worksurface.

NOTE: 2 stabilizer bars are required on 60", 66" & 72" wide worksurfaces when supporting with left & right Short D-Leg Shared.

Low Post Leg, Silver Finish (Specify black or white finish)

Model#	Depth	Width	Height	Weight	Cube	Price
APSP6	1"	3"	6"	5	1	\$57

Silver legs are standard. For black leg upgrade add APULEGB, for white leg add APULEGW.

* Supports worksurface below tops and above low credenza.

Field install with #8 x 1" wood screws

Low Credenza TFM Support

Model#	Depth	Width	Height	Weight	Cube	Price
APSLEG20	12"	1"	6"	4	1	\$80
APSLEG24	16"	1"	6"	4	1	\$85
APSLEG30	22"	1"	6"	5	1	\$90

Must be ordered when specifying modesty below worksurface.

Pin and cam connection to worksurface underside. Standard silver square grommet.

Support T-Leg, TFM (For low credenza)

Model#	Depth	Width	Height	Fits Top Depth	Weight	Cube	Price
¹⁵ APTLEG2406	16"	13"	6"	24"	4	1	\$130
¹⁵ APTLEG3006	22"	13"	6"	30"	5	1	\$137

Must be ordered when specifying modesty below worksurface.

Supports worksurface above low credenza, pin and cam connection to worksurface underside.

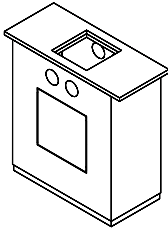
T-Leg (TFM leg)

Model#	Depth	Width	Height	Weight	Cube	Price
¹⁵ APTLEG24	24"	13"	28"	27	6	\$148
¹⁵ APTLEG30	30"	13"	28"	31	7	\$153

NOTE: 2 stabilizer bars are required on 60", 66" & 72" wide worksurfaces when supporting with left & right T-leg.

apex series

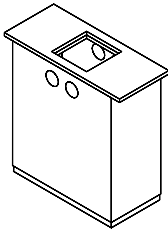
Worksurface Supports, Bases



Square Panel Base (Hollow with access door)

Model#	Depth	Width	Height	Weight	Cube	Price
APASQWD1224	12"	24"	28"	60	5	\$ 955
APASQWD1230	12"	30"	28"	79	6	\$1,164

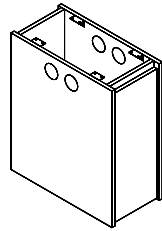
* Four grommet cutouts standard.
To be used with shared worksurfaces and wire management troughs.



Square Panel Base (No door)

Model#	Depth	Width	Height	Weight	Cube	Price
APASQND1224	12"	24"	28"	57	5	\$579
APASQND1230	12"	30"	28"	76	6	\$648

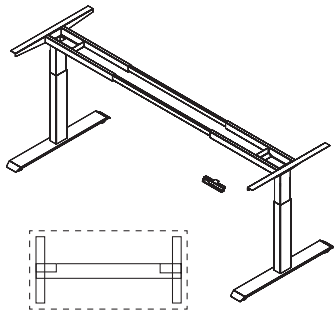
Four grommet cutouts standard.
To be used with shared worksurfaces and wire management troughs.



Square Panel Base (Hollow with end access door)

Model#	Depth	Width	Height	Weight	Cube	Price
¹⁵ APLEGM1224	12"	24"	28"	47	5	\$432
APLEGM1230	12"	30"	28"	56	6	\$528

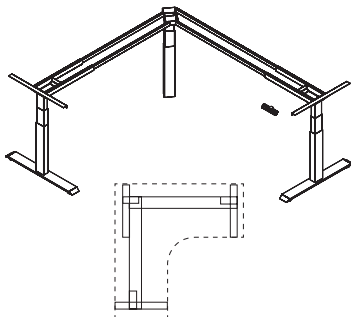
Four grommet cutouts standard.
To be used with shared worksurfaces and wire management troughs.



Adjustable Height Electrical Base

Model#	Base(D)	Base (W)	Height	Fits Top Size	Color	Weight	Cube	Price
¹⁵ MMLEGAHE24S	22"	47-72"	23 1/2-49"	24"D-72"W	Silver	64	1	\$1,366
MMLEGAHE24B	22"	47-72"	23 1/2-49"	24"D-72"W	Black	64	1	\$1,366
MMLEGAHE24W	22"	47-72"	23 1/2-49"	24"D-72"W	White	64	1	\$1,366
¹⁵ MMLEGAHE30S	28"	47-72"	23 1/2-49"	30"D-72"W	Silver	64	1	\$1,366
MMLEGAHE30B	28"	47-72"	23 1/2-49"	30"D-72"W	Black	64	1	\$1,366
MMLEGAHE30W	28"	47-72"	23 1/2-49"	30"D-72"W	White	64	1	\$1,366

2 Stage base.
Bases ship unassembled unless otherwise specified. For base functions see training section.



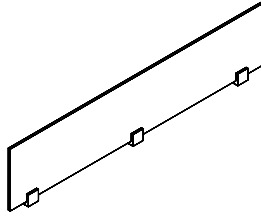
Adjustable Height Electrical L-Unit Base (Sit to stand, N/A in black)

Model#	Base(D)	Base (W)	Height	Fits Top Size	Color	Weight	Cube	Price
MMLEGAHEL24S	22"	48-72"	23 1/2-49"	24"D-72"W	Silver	112	1	\$2,337
MMLEGAHEL24W	22"	48-72"	23 1/2-49"	24"D-72"W	White	112	1	\$2,337
MMLEGAHEL30S	28"	48-72"	23 1/2-49"	30"D-72"W	Silver	112	1	\$2,337
MMLEGAHEL30W	28"	48-72"	23 1/2-49"	30"D-72"W	White	112	1	\$2,337

Bases ship unassembled unless otherwise specified. For base functions see training section. 3 Stage base.

apex series

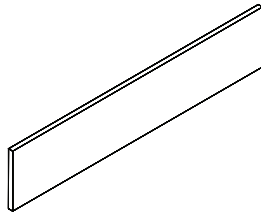
Privacy Screens



Frosted Acrylic Privacy Screen (3/8" thick acrylic)

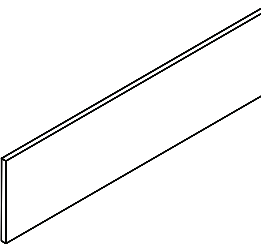
Model#	Depth	Width	Height	Weight	Cube	Price
APPSU24	1"	17"	12"	4	1	\$188
APPSU30	1"	23"	12"	6	1	\$233
APPSU36	1"	29"	12"	7	1	\$304
APPSU42	1"	35"	12"	8	1	\$334
15 APPSU48	1"	41"	12"	9	1	\$409
APPSU54	1"	47"	12"	10	1	\$586
15 APPSU60	1"	53"	12"	11	1	\$591
APPSU66	1"	59"	12"	12	1	\$596
15 APPSU72	1"	65"	12"	13	1	\$602

* Privacy screens APPSU24 thru APPSU48 include two mounting clips.



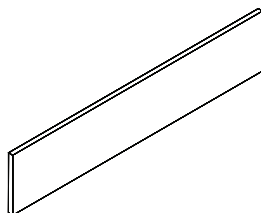
TFM Privacy Screen (1" thick)

Model#	Depth	Width	Height	Weight	Cube	Price
APPSUW2412	1"	17"	12"	8	1	\$ 88
APPSUW3012	1"	23"	12"	10	1	\$ 88
APPSUW3612	1"	29"	12"	12	1	\$103
APPSUW4212	1"	35"	12"	14	1	\$103
APPSUW4812	1"	41"	12"	15	1	\$114
APPSUW5412	1"	47"	12"	17	1	\$114
15 APPSUW6012	1"	53"	12"	19	1	\$130
APPSUW6612	1"	59"	12"	21	1	\$138
15 APPSUW7212	1"	65"	12"	23	1	\$138



TFM Privacy Screen (1" thick)

Model#	Depth	Width	Height	Weight	Cube	Price
APPSUW2415	1"	17"	15"	10	1	\$177
APPSUW3015	1"	23"	15"	12	1	\$177
APPSUW3615	1"	29"	15"	15	1	\$204
APPSUW4215	1"	35"	15"	17	1	\$204
APPSUW4815	1"	41"	15"	19	1	\$230
APPSUW5415	1"	47"	15"	22	1	\$230
15 APPSUW6015	1"	53"	15"	24	1	\$259
APPSUW6615	1"	59"	15"	26	1	\$278
15 APPSUW7215	1"	65"	15"	27	1	\$278

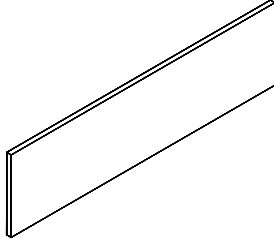


HPL Privacy Screen (1" thick)

Model#	Depth	Width	Height	Weight	Cube	Price
APPSUHP2412	1"	17"	12"	8	1	\$130
APPSUHP3012	1"	23"	12"	10	1	\$130
APPSUHP3612	1"	29"	12"	12	1	\$157
APPSUHP4212	1"	35"	12"	14	1	\$157
APPSUHP4812	1"	41"	12"	15	1	\$191
APPSUHP5412	1"	47"	12"	17	1	\$191
APPSUHP6012	1"	53"	12"	19	1	\$232
APPSUHP6612	1"	59"	12"	21	1	\$253
APPSUHP7212	1"	65"	12"	23	1	\$253

apex series

Privacy Screens

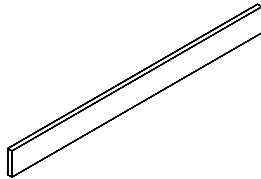


HPL Privacy Screen (1" thick)

Model#	Depth	Width	Height	Weight	Cube	Price
APPSUHP2415	1"	17"	15"	10	1	\$259
APPSUHP3015	1"	23"	15"	12	1	\$259
APPSUHP3615	1"	29"	15"	15	1	\$313
APPSUHP4215	1"	35"	15"	17	1	\$313
APPSUHP4815	1"	41"	15"	19	1	\$381
APPSUHP5415	1"	47"	15"	22	1	\$381
APPSUHP6015	1"	53"	15"	24	1	\$463
APPSUHP6615	1"	59"	15"	26	1	\$504
APPSUHP7215	1"	65"	15"	29	1	\$504

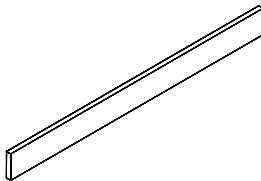
Privacy screens location: Center (left to right) is standard on worksurfaces.
For custom location, must be specified. Add MMCUT3...\$148 list.

Privacy Screen Extensions



TFM Extension (1" thick) for Frosted Acrylic Privacy Screens

Model#	Depth	Width	Height	Weight	Cube	Price
APPSUW2406	1"	17"	6"	3	1	\$ 88
APPSUW3006	1"	23"	6"	4	1	\$ 88
APPSUW3606	1"	29"	6"	5	1	\$103
APPSUW4206	1"	35"	6"	6	1	\$103
APPSUW4806	1"	41"	6"	7	1	\$114
APPSUW5406	1"	47"	6"	8	1	\$114
APPSUW6006	1"	53"	6"	9	1	\$130
APPSUW6606	1"	59"	6"	10	1	\$138
APPSUW7206	1"	65"	6"	11	1	\$138

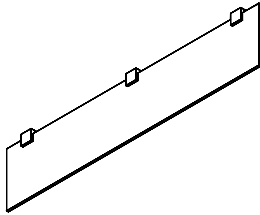


HPL Extension (1" thick) for Frosted Acrylic Privacy Screens

Model#	Depth	Width	Height	Weight	Cube	Price
APPSUHP2406	1"	17"	6"	3	1	\$130
APPSUHP3006	1"	23"	6"	4	1	\$130
APPSUHP3606	1"	29"	6"	5	1	\$157
APPSUHP4206	1"	35"	6"	6	1	\$157
APPSUHP4806	1"	41"	6"	7	1	\$191
APPSUHP5406	1"	47"	6"	8	1	\$191
APPSUHP6006	1"	53"	6"	9	1	\$232
APPSUHP6606	1"	59"	6"	10	1	\$253
APPSUHP7206	1"	65"	6"	11	1	\$253

apex series

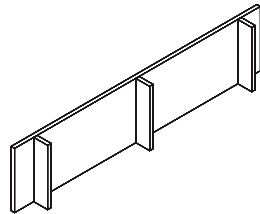
Modesty Panels



Frosted Acrylic Modesty (3/8" thick acrylic)

Model#	Depth	Width	Height	Weight	Cube	Price
APPSL24	1"	17"	12"	4	1	\$188
APPSL30	1"	23"	12"	6	1	\$233
APPSL36	1"	29"	12"	7	1	\$304
APPSL42	1"	35"	12"	8	1	\$334
15 APPSL48	1"	41"	12"	9	2	\$409
APPSL54	1"	47"	12"	10	2	\$586
15 APPSL60	1"	53"	12"	11	2	\$591
APPSL66	1"	59"	12"	12	2	\$596
15 APPSL72	1"	65"	12"	13	2	\$602

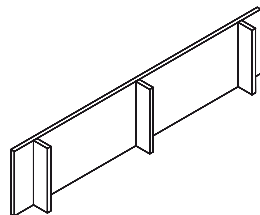
* Modesties APPSL24 thru APPSL48 include 2 mounting clips.



TFM Modesty (3/4" thick)

Model#	Depth	Width	Height	Weight	Cube	Price
APPSLW24	4"	17"	12"	7	1	\$ 88
APPSLW30	4"	23"	12"	8	1	\$ 88
APPSLW36	4"	29"	12"	10	1	\$103
APPSLW42	4"	35"	12"	11	1	\$103
APPSLW48	4"	41"	12"	13	2	\$114
APPSLW54	4"	47"	12"	15	2	\$114
15 APPSLW60	4"	53"	12"	16	2	\$130
APPSLW66	4"	59"	12"	18	2	\$138
15 APPSLW72	4"	65"	12"	19	2	\$138

* 3/4" thick TFM. Modesties APPSLW24 thru APPSLW48 include 2 vertical supports.



HPL Modesty (3/4" thick)

Model#	Depth	Width	Height	Weight	Cube	Price
APPSLHP24	4"	17"	12"	7	1	\$130
APPSLHP30	4"	23"	12"	8	1	\$130
APPSLHP36	4"	29"	12"	10	1	\$157
APPSLHP42	4"	35"	12"	11	1	\$157
APPSLHP48	4"	41"	12"	13	2	\$191
APPSLHP54	4"	47"	12"	15	2	\$191
APPSLHP60	4"	53"	12"	16	2	\$232
APPSLHP66	4"	59"	12"	18	2	\$253
APPSLHP72	4"	65"	12"	19	2	\$253

* 3/4" thick HPL. Modesties APPSLHP24 thru APPSLHP48 include 2 vertical supports.

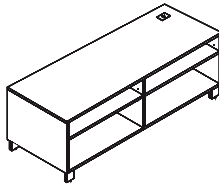
Modesty Panel Standard Location:

Center left to right and flush to approach side is standard under worksurfaces, except 36"D tops, inset is 6".

For custom location, must be specified. Add MMCUT3...\$155 ea.

apex series

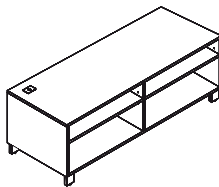
Low Credenzas



Left Open Credenza, Silver Feet, 2-Adjustable shelves, 4 Grommets (Specify black or white feet)

Model#	Depth	Width	Height	Weight	Cube	Price
APDO2048L	20"	48"	22"	115	13	\$1,239
APDO2060L	20"	60"	22"	136	16	\$1,448
APDO2066L	20"	66"	22"	146	17	\$1,459
APDO2072L	20"	72"	22"	156	19	\$1,500
APDO2448L	24"	48"	22"	132	15	\$1,306
APDO2460L	24"	60"	22"	156	19	\$1,500
APDO2466L	24"	66"	22"	167	21	\$1,533
APDO2472L	24"	72"	22"	179	22	\$1,579

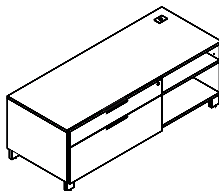
Silver feet are standard. For black feet upgrade add APUFEETB, for white feet add APUFEETW.
* Standard right silver square grommet on top, modesty, adjustable shelf and bottom shelf.



Right Open Credenza, Silver Feet, 2-Adjustable Shelves, 4 Grommets (Specify black or white feet)

Model#	Depth	Width	Height	Weight	Cube	Price
APDO2048R	20"	48"	22"	115	13	\$1,239
APDO2060R	20"	60"	22"	136	16	\$1,448
APDO2066R	20"	66"	22"	147	17	\$1,459
APDO2072R	20"	72"	22"	156	19	\$1,500
APDO2448R	24"	48"	22"	132	15	\$1,306
APDO2460R	24"	60"	22"	156	19	\$1,500
APDO2466R	24"	66"	22"	167	21	\$1,533
APDO2472R	24"	72"	22"	179	22	\$1,579

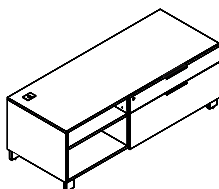
Silver feet are standard. For black feet upgrade add APUFEETB, for white feet add APUFEETW.
* Standard left silver square grommet on top, modesty, adjustable shelf and bottom shelf.



Left Single Box/Lateral Credenza, Silver Feet, Locking, 1-Adjustable shelf, 4 Grommets (Specify black or white feet)

Model#	Depth	Width	Height	Weight	Cube	Price
APSBL2048L	20"	48"	22"	147	13	\$1,653
¹⁵ APSBL2060L	20"	60"	22"	165	16	\$1,726
APSBL2066L	20"	66"	22"	173	17	\$1,761
¹⁵ APSBL2072L	20"	72"	22"	182	19	\$1,794
APSBL2448L	24"	48"	22"	161	15	\$1,715
¹⁵ APSBL2460L	24"	60"	22"	181	19	\$1,817
APSBL2466L	24"	66"	22"	191	21	\$1,874
¹⁵ APSBL2472L	24"	72"	22"	201	22	\$1,930

Silver feet are standard. For black feet upgrade add APUFEETB, for white feet add APUFEETW.
* Standard right silver square grommet on top, modesty, adjustable shelf and bottom shelf.
31" w Box/Lateral file on 48" w credenzas only.



Right Single Box/Lateral Credenza, Silver Feet, Locking, 1-Adjustable Shelf, 4 Grommets (Specify black or white feet)

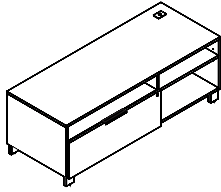
Model#	Depth	Width	Height	Weight	Cube	Price
APSBL2048R	20"	48"	22"	147	13	\$1,653
¹⁵ APSBL2060R	20"	60"	22"	165	16	\$1,726
APSBL2066R	20"	66"	22"	173	17	\$1,761
¹⁵ APSBL2072R	20"	72"	22"	182	19	\$1,794
APSBL2448R	24"	48"	22"	161	15	\$1,715
¹⁵ APSBL2460R	24"	60"	22"	181	19	\$1,817
APSBL2466R	24"	66"	22"	191	21	\$1,874
¹⁵ APSBL2472R	24"	72"	22"	201	22	\$1,930

Silver feet are standard. For black feet upgrade add APUFEETB, for white feet add APUFEETW.
* Standard left silver square grommet on top, modesty, adjustable shelf and bottom shelf.
31" w Box/Lateral file on 48" w credenzas only.

apex series

Low Credenzas

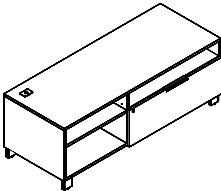
Left Single Lateral Credenza, Silver Feet, Locking, 1-Adjustable Shelf, 4 Grommets (Specify black or white feet)



Model#	Depth	Width	Height	Weight	Cube	Price
APSL02048L	20"	48"	22"	142	13	\$1,562
APSL02060L	20"	60"	22"	163	16	\$1,743
APSL02066L	20"	66"	22"	173	17	\$1,777
APSL02072L	20"	72"	22"	183	19	\$1,817
APSL02448L	24"	48"	22"	159	15	\$1,618
APSL02460L	24"	60"	22"	184	19	\$1,817
APSL02466L	24"	66"	22"	195	21	\$1,863
APSL02472L	24"	72"	22"	207	22	\$1,902

Silver feet are standard. For black feet upgrade add APUFEETB, for white feet add APUFEETW.
* Standard left silver square grommet on top, modesty, adjustable shelf and bottom shelf.
31" w Box/Lateral file on 48" w credenzas only.

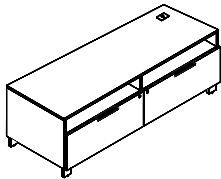
Right Single Lateral Credenza, Silver Feet, Locking, 1-Adjustable Shelf, 4 Grommets (Specify black or white feet)



Model#	Depth	Width	Height	Weight	Cube	Price
APSL02048R	20"	48"	22"	142	13	\$1,562
APSL02060R	20"	60"	22"	163	16	\$1,743
APSL02066R	20"	66"	22"	173	17	\$1,777
APSL02072R	20"	72"	22"	183	19	\$1,817
APSL02448R	24"	48"	22"	159	15	\$1,618
APSL02460R	24"	60"	22"	184	19	\$1,817
APSL02466R	24"	66"	22"	195	21	\$1,863
APSL02472R	24"	72"	22"	207	22	\$1,902

Silver feet are standard. For black feet upgrade add APUFEETB, for white feet add APUFEETW.
* Standard left silver square grommet on top, modesty, adjustable shelf and bottom shelf.
31" w Box/Lateral file on 48" w credenzas only.

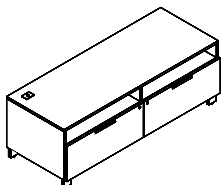
Left Double Lateral Credenza, Silver Feet, Locking, 2 Grommets (Specify black or white feet)



Model#	Depth	Width	Height	Weight	Cube	Price
APDOL2061L	20"	61"	22"	196	16	\$1,930
APDOL2072L	20"	72"	22"	219	19	\$1,987
APDOL2461L	24"	61"	22"	218	19	\$2,038
APDOL2472L	24"	72"	22"	244	22	\$2,078

Silver feet are standard. For black feet upgrade add APUFEETB, for white feet add APUFEETW.
* Standard right silver square grommet on top & modesty.

Right Double Lateral Credenza, Silver Feet, Locking, 2 Grommets (Specify black or white feet)

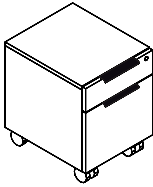


Model#	Depth	Width	Height	Weight	Cube	Price
APDOL2061R	20"	61"	22"	196	16	\$1,930
APDOL2072R	20"	72"	22"	219	19	\$1,987
APDOL2461R	24"	61"	22"	218	19	\$2,038
APDOL2472R	24"	72"	22"	244	22	\$2,078

Silver feet are standard. For black feet upgrade add APUFEETB, for white feet add APUFEETW.
* Standard left silver square grommet on top & modesty.

apex series

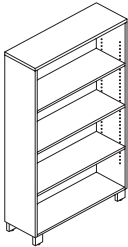
Freestanding Storage



Mobile Pedestal (Box/File, Locking)

Model#	Depth	Width	Height	Weight	Cube	Price
APPEDAX20BF	20"	16"	22"	73	5	\$891
APPEDAX24BF	24"	16"	22"	78	7	\$914

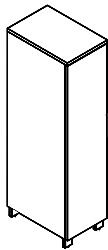
* Seating weight capacity 175lbs.



Bookcase, Silver Feet (Specify black or white feet)

Model#	Depth	Width	Height	# of Shelves	Weight	Cube	Price
APBC30	12"	36"	29"	1	66	8	\$627
APBC54	12"	36"	54"	2	107	14	\$803
APBC65	12"	36"	65"	3	137	17	\$944

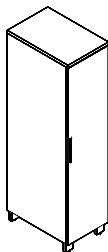
Silver feet are standard. For black feet upgrade add APUFEETB, for white feet add APUFEETW.



Left Single Storage Cabinet, Silver Feet (Specify black or white feet)

Model#	Depth	Width	Height	# of Shelves	Weight	Cube	Price
APSTS2054L	20"	16"	54"	2	112	10	\$1,402
APSTS2065L	20"	16"	65"	3	135	13	\$1,477
APSTS2454L	24"	16"	54"	2	126	12	\$1,471
APSTS2465L	24"	16"	65"	3	151	15	\$1,562

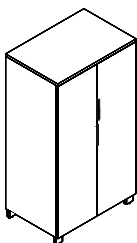
Silver feet are standard. For black feet upgrade add APUFEETB, for white feet add APUFEETW. Optional lock available, add MMFL...\$78.



Right Single Storage Cabinet, Silver Feet (Specify black or white feet)

Model#	Depth	Width	Height	# of Shelves	Weight	Cube	Price
APSTS2054R	20"	16"	54"	2	112	10	\$1,402
APSTS2065R	20"	16"	65"	3	135	13	\$1,477
APSTS2454R	24"	16"	54"	2	126	12	\$1,471
APSTS2465R	24"	16"	65"	3	151	15	\$1,562

Silver feet are standard. For black feet upgrade add APUFEETB, for white feet add APUFEETW. Optional lock available, add MMFL...\$78.



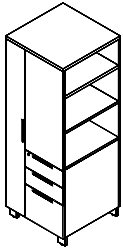
Double Storage Cabinet, Silver Feet (Specify black or white feet)

Model#	Depth	Width	Height	# of Shelves	Weight	Cube	Price
APDST2054	20"	36"	54"	2	188	23	\$1,704
APDST2065	20"	36"	65"	3	228	28	\$1,846
APDST2454	24"	36"	54"	2	209	27	\$1,777
APDST2465	24"	36"	65"	3	253	33	\$1,920

Silver feet are standard. For black feet upgrade add APUFEETB, for white feet add APUFEETW. Optional lock available, add MMFL...\$78.

apex series

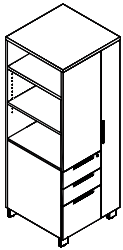
Freestanding Storage



Left Personal Bookcase Storage Cabinet,
Silver Feet, Box/Box/File, Locking (Specify black or white feet)

Model#	Depth	Width	Height	# of Shelves	Weight	Cube	Price
APPBSC2054L	20"	24"	54"	3	178	15	\$1,636
APPBSC2065L	20"	24"	65"	5	208	19	\$1,698
APPBSC2454L	24"	24"	54"	3	198	18	\$1,658
APPBSC2465L	24"	24"	65"	5	229	22	\$1,732

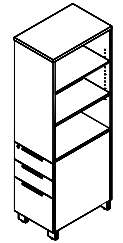
Silver feet are standard. For black feet upgrade add APUFEETB, for white feet add APUFEETW.
* No coat rack. 2 Adjustable shelves on long compartment on 54"H, and 3-adjustable shelves on 65"H.
Optional face lock for hinged door available, add MMFL...\$78.



Right Personal Bookcase Storage Cabinet,
Silver Feet, Box/Box/File, Locking (Specify black or white feet)

Model#	Depth	Width	Height	# of Shelves	Weight	Cube	Price
APPBSC2054R	20"	24"	54"	3	178	15	\$1,636
APPBSC2065R	20"	24"	65"	5	208	19	\$1,698
APPBSC2454R	24"	24"	54"	3	198	18	\$1,658
APPBSC2465R	24"	24"	65"	5	229	22	\$1,732

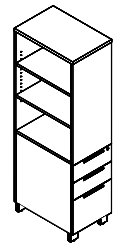
Silver feet are standard. For black feet upgrade add APUFEETB, for white feet add APUFEETW.
* No coat rack. 2 Adjustable shelves on long compartment on 54"H, and 3-adjustable shelves on 65"H.
Optional face lock for hinged door available, add MMFL...\$78.



Left Single Personal Bookcase Cabinet,
Silver Feet, Box/Box/File, Locking (Specify black or white feet)

Model#	Depth	Width	Height	# of Shelves	Weight	Cube	Price
APBCPS2054L	20"	16"	54"	1	126	10	\$1,538
APBCPS2065L	20"	16"	65"	2	143	13	\$1,585
APBCPS2454L	24"	16"	54"	1	137	12	\$1,618
APBCPS2465L	24"	16"	65"	2	157	15	\$1,669

Silver feet are standard. For black feet upgrade add APUFEETB, for white feet add APUFEETW.



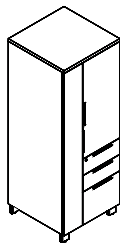
Right Single Personal Bookcase Cabinet,
Silver Feet, Box/Box/File, Locking (Specify black or white feet)

Model#	Depth	Width	Height	# of Shelves	Weight	Cube	Price
APBCPS2054R	20"	16"	54"	1	126	10	\$1,538
APBCPS2065R	20"	16"	65"	2	143	13	\$1,585
APBCPS2454R	24"	16"	54"	1	137	12	\$1,618
APBCPS2465R	24"	16"	65"	2	157	15	\$1,669

Silver feet are standard. For black feet upgrade add APUFEETB, for white feet add APUFEETW.

apex series

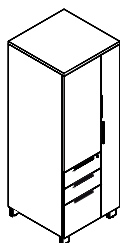
Freestanding Storage



Left Personal Wardrobe Cabinet,
Silver Feet, Box/Box/File, Locking (Specify black or white Feet)

Model#	Depth	Width	Height	# of Shelves	Weight	Cube	Price
APWCP2454L	24"	24"	54"	1	208	18	\$1,686
APWCP2465L	24"	24"	65"	2	239	22	\$1,766

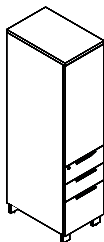
Silver feet are standard. For black feet upgrade add APUFEETB, for white feet add APUFEETW.
* Coat rack bar in long compartment included.
Optional face lock for hinged door available (two required), add MMFL...\$78/ea.



Right Personal Wardrobe Cabinet,
Silver Feet, Box/Box/File, Locking (Specify black or white Feet)

Model#	Depth	Width	Height	# of Shelves	Weight	Cube	Price
APWCP2454R	24"	24"	54"	1	208	18	\$1,686
APWCP2465R	24"	24"	65"	2	239	22	\$1,766

Silver feet are standard. For black feet upgrade add APUFEETB, for white feet add APUFEETW.
* Coat rack bar in long compartment included.
Optional face lock for hinged door available (two required), add MMFL...\$78/ea.



Left Single Storage Cabinet,
Silver Feet, Box/Box/File, Locking (Specify black or white Feet)

Model#	Depth	Width	Height	# of Shelves	Weight	Cube	Price
APBCV2054L	20"	16"	54"	1	136	10	\$1,693
APBCV2065L	20"	16"	65"	2	153	13	\$1,761
APBCV2454L	24"	16"	54"	1	147	12	\$1,766
APBCV2465L	24"	16"	65"	2	167	15	\$1,817

Silver feet are standard. For black feet upgrade add APUFEETB, for white feet add APUFEETW.
Optional face lock for hinged door available, add MMFL...\$78.



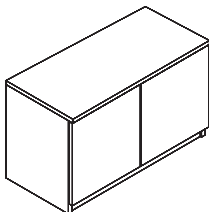
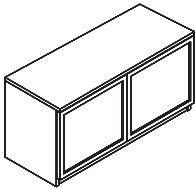
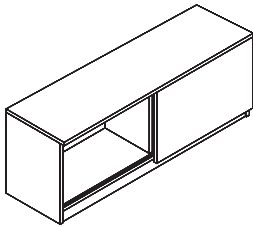
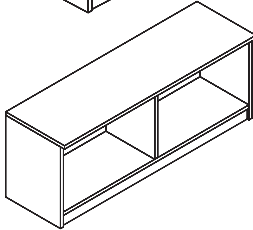
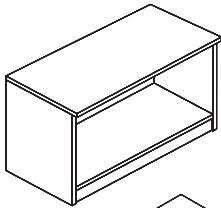
Right Single Storage Cabinet,
Silver Feet, Box/Box/File, Locking (Specify black or white Feet)

Model#	Depth	Width	Height	# of Shelves	Weight	Cube	Price
APBCV2054R	20"	16"	54"	1	136	10	\$1,693
APBCV2065R	20"	16"	65"	2	153	13	\$1,761
APBCV2454R	24"	16"	54"	1	147	12	\$1,766
APBCV2465R	24"	16"	65"	2	167	15	\$1,817

Silver feet are standard. For black feet upgrade add APUFEETB, for white feet add APUFEETW.
Optional face lock for hinged door available, add MMFL...\$78.

apex series

Overhead Storage



Wall Mount Cabinet, No Doors, with Fascia

Model#	Depth	Width	Height	Weight	Cube	Price
APCFOH030	14 3/4"	30"	18 1/2"	47	5	\$540
APCFOH036	14 3/4"	36"	18 1/2"	53	6	\$642
APCFOH042	14 3/4"	42"	18 1/2"	63	7	\$744
APCFOH048	14 3/4"	48"	18 1/2"	69	8	\$789

Optional tasklight APTSKLTX24...add \$192. 42"W & 48"W cabinet has center divider.
Requires professional installation and must be mounted to wall stud.
35lb. weight capacity.

Wall Mount Cabinet with One Sliding Door, with Fascia

Model#	Depth	Width	Height	Weight	Cube	Price
APCFOHS30	14 3/4"	30"	18 1/2"	58	5	\$ 749
APCFOHS36	14 3/4"	36"	18 1/2"	65	6	\$ 852
APCFOHS42	14 3/4"	42"	18 1/2"	71	7	\$ 955
APCFOHS48	14 3/4"	48"	18 1/2"	78	8	\$1,017

* No lock available.
Optional tasklight APTSKLTX24...add \$192.
Requires professional installation and must be mounted to wall stud.
35lb. weight capacity.

Wall Mount Cabinet with Frosted Glass Doors, with Fascia

Model#	Depth	Width	Height	Weight	Cube	Price
APCFOHG36	14 3/4"	36"	18 1/2"	63	6	\$977

* No lock available.
Optional tasklight APTSKLTX24...add \$192.
Requires professional installation and must be mounted to wall stud.
35lb. weight capacity.

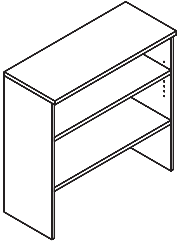
Wall Mount Cabinet with Laminate Hinged Doors, with Fascia

Model#	Depth	Width	Height	# of Doors	Weight	Cube	Price
APCFOHD30	14 3/4"	30"	18 1/2"	2	58	5	\$789
APCFOHD36	14 3/4"	36"	18 1/2"	2	67	6	\$812
APCFOHD42	14 3/4"	42"	18 1/2"	2	79	7	\$932
APCFOHD48	14 3/4"	48"	18 1/2"	4	87	8	\$960

Optional tasklight APTSKLTX24...add \$192.
Optional face lock available (two required for 42" & 48" wide) add MMFL...\$78 each.
Requires professional installation and must be mounted to wall stud.
35lb. weight capacity.

apex series

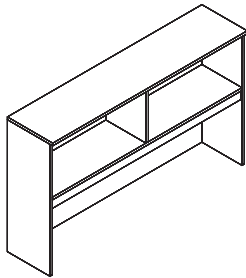
Hutches



Bookcase Hutch, 1-Fixed and 1-Adjustable Shelf

Model#	Depth	Width	Height	Weight	Cube	Price
APBCH36	14"	36"	36"	79	11	\$449

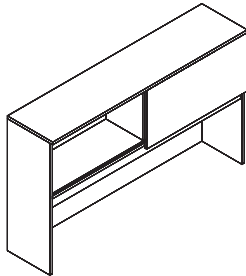
Bottom clearance 12"H.



Hutch, No Doors, with Fascia

Model#	Depth	Width	Height	Weight	Cube	Price
APH36ND	14"	36"	36"	71	11	\$596
APH42ND	14"	42"	36"	84	13	\$664
APH48ND	14"	48"	36"	92	14	\$733
APH54ND	14"	54"	36"	100	16	\$766
APH60ND	14"	60"	36"	109	18	\$801
APH66ND	14"	66"	36"	116	20	\$847
APH72ND	14"	72"	36"	125	21	\$891

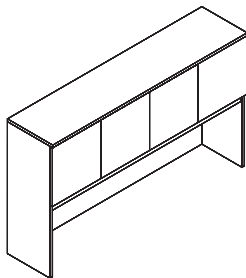
Optional tasklight APTSKLTX24...add \$192.
Bottom clearance 17 1/4" from fascia.



Hutch with One Sliding Door, with Fascia

Model#	Depth	Width	Height	Weight	Cube	Price
APH36SD	14"	36"	36"	81	11	\$ 857
APH42SD	14"	42"	36"	92	13	\$ 919
APH48SD	14"	48"	36"	99	14	\$ 983
APH54SD	14"	54"	36"	108	16	\$1,045
APH60SD	14"	60"	36"	118	18	\$1,108
APH72SD	14"	72"	36"	136	21	\$1,170

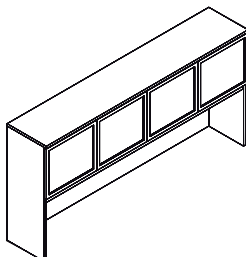
* No lock available. Optional tasklight APTSKLTX24...add \$192.
Bottom clearance 17 1/4" from fascia.



Hutch with Laminate Hinged Doors, with Fascia

Model#	Depth	Width	Height	# of Doors	Weight	Cube	Price
APH36WD	14"	36"	36"	2	83	11	\$ 766
APH42WD	14"	42"	36"	2	98	13	\$ 863
APH48WD	14"	48"	36"	4	108	14	\$ 970
APH54WD	14"	54"	36"	4	118	16	\$1,017
APH60WD	14"	60"	36"	4	129	18	\$1,061
APH66WD	14"	66"	36"	4	139	20	\$1,127
APH72WD	14"	72"	36"	4	149	21	\$1,171

Optional tasklight APTSKLTX24...add \$192.
Optional face locks (two locks are required for 42"W & 4 door hutches) MMFL...add \$78 each.
Bottom clearance 17 1/4" from fascia.



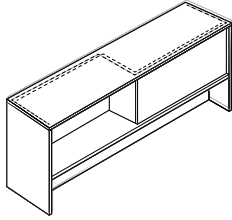
Hutch with Frosted Glass Doors, with Fascia

Model#	Depth	Width	Height	# of Doors	Weight	Cube	Price
APH36WG	14"	36"	36"	2	82	11	\$ 983
APH72WG	14"	72"	36"	4	145	21	\$1,667

* No lock available. Optional tasklight APTSKLTX24...add \$192.
Bottom clearance 17 1/4" from fascia.

apex series

Hutches




Two-Sided Hutch with Open Shared Bins

Model#	Depth	Width	Height	Weight	Cube	Price
APHSB60	14"	60"	25"	84	13	\$869
APHSB66	14"	66"	25"	91	14	\$903
APHSB72	14"	72"	25"	97	15	\$937

Bottom clearance 9"H.
Optional tackboards available for lower and upper section.

Tasklight

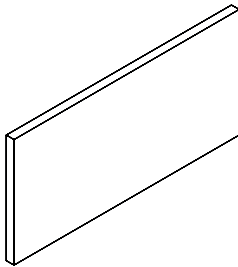


Tasklight, Black (Additional option for hutch or wall mount cabinets)




Model#	Depth	Width	Height	Weight	Cube	Price
APTKLTX24	7/8"	24 1/2"	1 7/8"	1	1	\$192

LED light. Inter connect to other lights, can link up to 6 units max.
One grommet is included on hutch back panel.

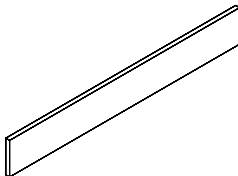
Tackboards



Tackboard (For hutches with 36" height)

Model#	Depth	Width	Height	Hutch Width	Weight	Cube	Price
APTKBD1936	1"	34"	19"	36"	6	1	\$318
APTKBD1942	1"	40"	19"	42"	7	1	\$397
 APTKBD1948	1"	46"	19"	48"	8	1	\$420
APTKBD1954	1"	52"	19"	54"	9	1	\$432
 APTKBD1960	1"	58"	19"	60"	10	1	\$488
APTKBD1966	1"	64"	19"	66"	11	1	\$522
 APTKBD1972	1"	70"	19"	72"	12	1	\$557

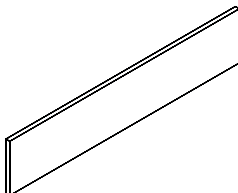
For underground fabrics add 25%.



Tackboard (Lower) for Two Sided Hutch

Model#	Depth	Width	Height	Hutch Width	Weight	Cube	Price
APTKBD0860	1"	58"	8"	60"	5	1	\$323
APTKBD0866	1"	64"	8"	66"	5	1	\$346
APTKBD0872	1"	70"	8"	72"	5	1	\$374

Fits APHSB hutch only. Two lower tackboards required on two sided hutch.
For underground fabrics add 25%.



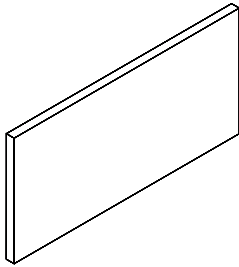
Tackboard (Upper) for Two Sided Hutch

Model#	Depth	Width	Height	Hutch Width	Weight	Cube	Price
APTKBD1530	1"	29"	15"	60"	4	1	\$302
APTKBD1533	1"	32"	15"	66"	5	1	\$318
APTKBD1536	1"	35"	15"	72"	5	1	\$341

Fits APHSB hutch only. Two upper tackboards required on two sided hutch.
For underground fabrics add 25%.

apex series

Tackboards

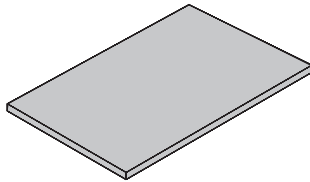


Tackboard (For 15"H TFM privacy screens)

Model#	Depth	Width	Height	Weight	Cube	Price
APTKBD1029	1"	28"	10"	3	1	\$289
APTKBD1035	1"	34"	10"	4	1	\$306
APTKBD1041	1"	40"	10"	4	1	\$383
APTKBD1047	1"	46"	10"	5	1	\$405
APTKBD1053	1"	52"	10"	5	1	\$415
15 APTKBD1059	1"	58"	10"	6	1	\$470
15 APTKBD1065	1"	64"	10"	6	1	\$502

For underground fabrics add 25%.

Cushions

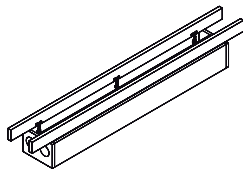


Cushion (Standard fabrics)

Model#	Depth	Width	Height	Fits Pedestal Depth	Weight	Cube	Price
15 APCUH2016	19"	16"	1"	20"	4	1	\$235
15 APCUH2416	23"	16"	1"	24"	5	1	\$250
APCUH2030	19"	30"	1"	20"	7	1	\$267
APCUH2430	23"	30"	1"	24"	8	1	\$284
15 APCUH2036	19"	36"	1"	20"	8	1	\$295
15 APCUH2436	23"	36"	1"	24"	10	1	\$314

16"w for pedestal, 30"w & 36"w for credenza. Design to fit Apex pedestal only.
For underground fabrics add 25%.

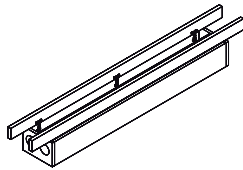
Wire Management



Middle Wire Management Trough with Hinged Doors

Model#	Depth	Width	Height	Weight	Cube	Price
APWMTM48	10"	36"	8"	47	3	\$563
APWMTM60	10"	48"	8"	58	3	\$671
APWMTM66	10"	54"	8"	63	4	\$749
APWMTM72	10"	60"	8"	69	4	\$841

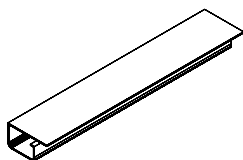
* To be used between square panel bases. Grommet holes on left and right side.
Designed to fit shared worksurfaces only.



Outer Wire Management Trough with Hinged Doors

Model#	Depth	Width	Height	Weight	Cube	Price
APWMT048	10"	35"	8"	47	3	\$550
15 APWMT060	10"	47"	8"	58	3	\$658
APWMT066	10"	53"	8"	63	4	\$738
15 APWMT072	10"	59"	8"	69	4	\$829

* To be used between one metal support leg and one square panel base.
Grommet holes one side only. Designed to fit shared worksurfaces only.



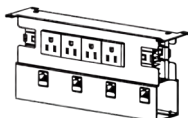
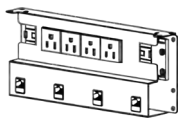
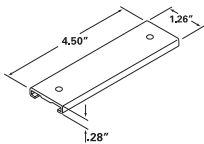
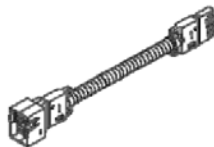
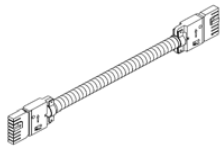
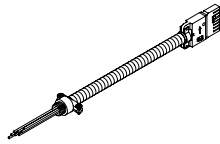
Plastic Wire Management Trough, Black

Model#	Depth	Width	Height	Weight	Cube	Price
APPWM12	2"	12"	1"	1	1	\$20
APPWM18	2"	18"	1"	1	1	\$20

Color: Black only. Field installed below worksurface with #8 x 1" wood screws (supplied).

apex series

Data/Power Management



AP SBS4

AP SBD8



Electrical Starter Cable (8-wire, 4-circuit)

Model#	Depth	Width	Height	Weight	Cube	Price
¹⁵ APESC72	1"	72"	1"	3	1	\$196

Must be connected to a building electrical supply by licensed electrician. (40) outlets maximum per single feed. (Available for freestanding trough)

Daisy Chain Electrical Cable

Model#	Depth	Width	Height	Fits Trough	Weight	Cube	Price
¹⁵ APDCE24	1"	24"	1"		2	1	\$138
¹⁵ APDCE36	1"	28"	1"		2	1	\$158
¹⁵ APDCE48	1"	40"	1"	48"	2	1	\$176
¹⁵ APDCE60	1"	52"	1"	54"	3	1	\$196
¹⁵ APDCE66	1"	58"	1"	66"	3	1	\$210
¹⁵ APDCE72	1"	64"	1"	72"	3	1	\$216

Daisy chain available for freestanding trough

Split Cable (8-wire, 4-circuit)

Model#	Depth	Width	Height	Color	Weight	Cube	Price
AP SFC12	1"	12"	1"	Metal	1	1	\$129

Used to split into two directions as a "Y" coupler.

Single-Sided Power Box (4-Power outlets)

Model#	Depth	Width	Height	Weight	Cube	Price
¹⁵ APSSPB4	1 1/4"	9 5/16"	2 1/4"	1	1	\$153

Can be mounted below worksurfaces or in wire management troughs. Includes (1) circuit 1, (1) circuit 2, (1) circuit IG, (1) circuit 4. (Available for freestanding trough)

Double-Sided Power Box (8-Power outlets)

Model#	Depth	Width	Height	Weight	Cube	Price
¹⁵ APSSPB8	2"	8 7/16"	2 1/2"	1	1	\$250

Can be mounted below worksurfaces only. Includes (2) circuit 1, (2) circuit 2, (2) circuit IG, (2) circuit 4. (1) mounting bracket MB

Power Module Single and Double Sided Data Ready Units

Model#	Depth	Width	Height	Color	Weight	Cube	Price
AP SBS4	1 5/8"	10 1/2"	4 1/2"	Silver	1	1	\$743
AP SBD8	2 1/2"	10 1/2"	4 1/2"	Silver	1	1	\$827

No cut out required. Field install under worksurface or onto a Modesty Panel. Mount hardware included. Date Hardwire Jack CAT 6. Black with Orange Bezel. AP SBS4: 4 power outlets and 4 RJ45. AP SBD8: 8 power outlets and 4 RJ45 (4 blank caps).

Vertibra Wire Management

Model#	Depth	Width	Height	Weight	Cube	Price
¹⁵ APVMT28	4"	4"	28"	1	1	\$181

Wire management from floor to underside of work surface (Field installed). Finish: Silver. (Available for freestanding trough)

Rectangular Power Grommet (1-Power, 2-Power USB with adapter, 108" cord)

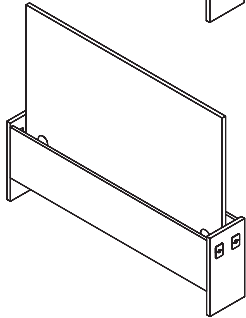
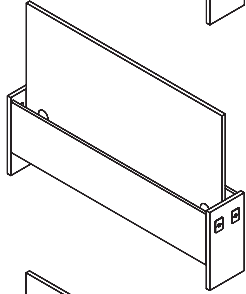
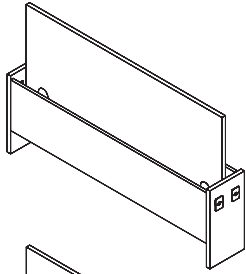
Model#	Depth	Width	Height	Color	Weight	Cube	Price
¹⁵ APRPG1B	2 1/4"	3 3/4"	3"	Black	2	1	\$388
¹⁵ APRPG1S	2 1/4"	3 3/4"	3"	Silver	2	1	\$388
¹⁵ APRPG1GW	2 1/4"	3 3/4"	3"	Gloss White	2	1	\$388

apex freestanding troughs



NOTE: Freestanding Troughs Mix Color Option is N/A.

Trough with Center Panel



Trough No Doors with Center Panel, 36"H

Model#	Depth	Width	Height	Price
APWMT4836ND	10"	48"	20/36"	\$644
APWMT5436ND	10"	54"	20/36"	\$673
APWMT6036ND	10"	60"	20/36"	\$703
APWMT6636ND	10"	66"	20/36"	\$732
APWMT7236ND	10"	72"	20/36"	\$765

Silver Square Grommet: 2-left & right end panel, 6 grommet holes inside trough

Trough No Doors with Center Panel, 42"H

Model#	Depth	Width	Height	Price
APWMT4842ND	10"	48"	20/42"	\$667
APWMT5442ND	10"	54"	20/42"	\$700
APWMT6042ND	10"	60"	20/42"	\$732
APWMT6642ND	10"	66"	20/42"	\$765
APWMT7242ND	10"	72"	20/42"	\$799

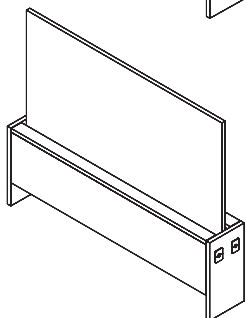
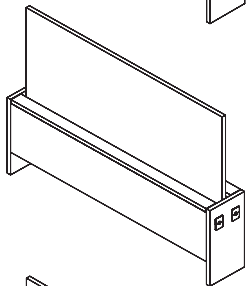
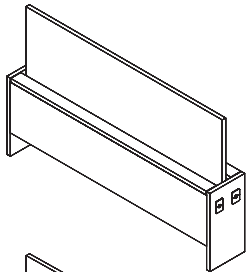
Silver Square Grommet: 2-left & right end panel, 6 grommet holes inside trough

Trough No Doors with Center Panel, 48"H

Model#	Depth	Width	Height	Price
APWMT4848ND	10"	48"	20/48"	\$690
APWMT5448ND	10"	54"	20/48"	\$726
APWMT6048ND	10"	60"	20/48"	\$759
APWMT6648ND	10"	66"	20/48"	\$796
APWMT7248ND	10"	72"	20/48"	\$832

Silver Square Grommet: 2-left & right end panel, 6 grommet holes inside trough

Trough with Doors & Center Panel



Trough with Hinged Doors and Center Panel, 36"H

Model#	Depth	Width	Height	Price
APWMT4836WD	10"	48"	20/36"	\$ 881
APWMT5436WD	10"	54"	20/36"	\$ 917
APWMT6036WD	10"	60"	20/36"	\$ 954
APWMT6636WD	10"	66"	20/36"	\$ 987
APWMT7236WD	10"	72"	20/36"	\$1,023

Silver Square Grommet: 2-left & right end panel, 6 grommet holes inside trough

Trough with Hinged Doors and Center Panel, 42"H

Model#	Depth	Width	Height	Price
APWMT4842WD	10"	48"	20/42"	\$ 904
APWMT5442WD	10"	54"	20/42"	\$ 943
APWMT6042WD	10"	60"	20/42"	\$ 980
APWMT6642WD	10"	66"	20/42"	\$1,019
APWMT7242WD	10"	72"	20/42"	\$1,056

Silver Square Grommet: 2-left & right end panel, 6 grommet holes inside trough

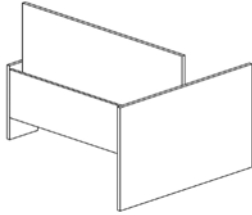
Trough with Hinged Doors and Center Panel, 48"H

Model#	Depth	Width	Height	Price
APWMT4848WD	10"	48"	20/48"	\$ 928
APWMT5448WD	10"	54"	20/48"	\$ 970
APWMT6048WD	10"	60"	20/48"	\$1,010
APWMT6648WD	10"	66"	20/48"	\$1,049
APWMT7248WD	10"	72"	20/48"	\$1,092

Silver Square Grommet: 2-left & right end panel, 6 grommet holes inside trough

apex series

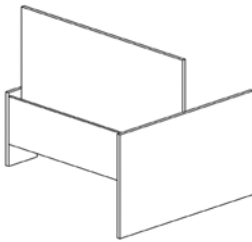
Trough with Center Panel & End Panel



Trough No Doors with Center Panel and 48"W End Panel, 36"H

Model#	Depth	Width	Height	Price
APWMT4836ND48	10"	48"	20/36"	\$824
APWMT5436ND48	10"	54"	20/36"	\$853
APWMT6036ND48	10"	60"	20/36"	\$883
APWMT6636ND48	10"	66"	20/36"	\$912
APWMT7236ND48	10"	72"	20/36"	\$945

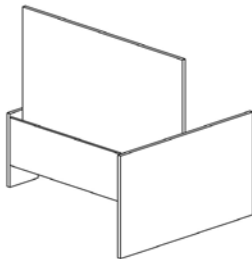
48"W end panel is 28"H. Silver Square Grommet: 2-on 20"H end panel, 6 grommet holes Inside Trough



Trough No Doors with Center Panel and 48"W End Panel, 42"H

Model#	Depth	Width	Height	Price
APWMT4842ND48	10"	48"	20/42"	\$847
APWMT5442ND48	10"	54"	20/42"	\$880
APWMT6042ND48	10"	60"	20/42"	\$912
APWMT6642ND48	10"	66"	20/42"	\$945
APWMT7242ND48	10"	72"	20/42"	\$979

48"W end panel is 28"H. Silver Square Grommet: 2-on 20"H end panel, 6 grommet holes Inside Trough

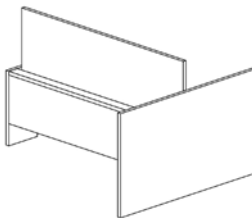


Trough No Doors with Center Panel and 48"W End Panel, 48"H

Model#	Depth	Width	Height	Price
APWMT4848ND48	10"	48"	20/48"	\$ 869
APWMT5448ND48	10"	54"	20/48"	\$ 906
APWMT6048ND48	10"	60"	20/48"	\$ 939
APWMT6648ND48	10"	66"	20/48"	\$ 976
APWMT7248ND48	10"	72"	20/48"	\$1,012

48"W end panel is 28"H. Silver Square Grommet: 2-on 20"H end panel, 6 grommet holes Inside Trough

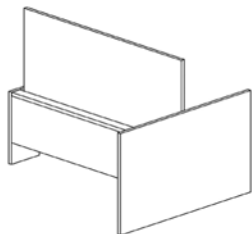
Trough with Doors, Center Panel & End Panel



Trough with Hinged Doors Center Panel and 48"W End Panel, 36"H

Model#	Depth	Width	Height	Price
APWMT4836WD48	10"	48"	20/36"	\$1,061
APWMT5436WD48	10"	54"	20/36"	\$1,097
APWMT6036WD48	10"	60"	20/36"	\$1,134
APWMT6636WD48	10"	66"	20/36"	\$1,167
APWMT7236WD48	10"	72"	20/36"	\$1,203

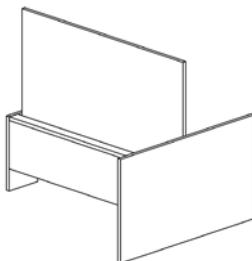
48"W end panel is 28"H. Silver Square Grommet: 2-on 20"H end panel, 6 grommet holes Inside Trough



Trough with Hinged Doors Center Panel and 48"W End Panel, 42"H

Model#	Depth	Width	Height	Price
APWMT4842WD48	10"	48"	20/42"	\$1,084
APWMT5442WD48	10"	54"	20/42"	\$1,123
APWMT6042WD48	10"	60"	20/42"	\$1,160
APWMT6642WD48	10"	66"	20/42"	\$1,199
APWMT7242WD48	10"	72"	20/42"	\$1,236

48"W end panel is 28"H. Silver Square Grommet: 2-on 20"H end panel, 6 grommet holes Inside Trough



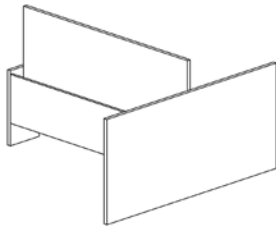
Trough with Hinged Doors Center Panel and 48"W End Panel, 48"H

Model#	Depth	Width	Height	Price
APWMT4848WD48	10"	48"	20/48"	\$1,108
APWMT5448WD48	10"	54"	20/48"	\$1,153
APWMT6048WD48	10"	60"	20/48"	\$1,190
APWMT6648WD48	10"	66"	20/48"	\$1,229
APWMT7248WD48	10"	72"	20/48"	\$1,272

48"W end panel is 28"H. Silver Square Grommet: 2-on 20"H end panel, 6 grommet holes Inside Trough

apex series

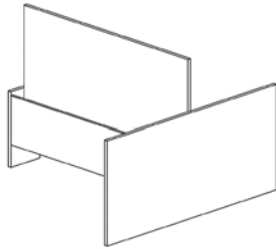
Trough with Center Panel & End Panel



Trough No Doors with Center Panel and 60"W End Panel, 36"H

Model#	Depth	Width	Height	Price
APWMT4836ND60	10"	48"	20/36"	\$859
APWMT5436ND60	10"	54"	20/36"	\$888
APWMT6036ND60	10"	60"	20/36"	\$918
APWMT6636ND60	10"	66"	20/36"	\$947
APWMT7236ND60	10"	72"	20/36"	\$981

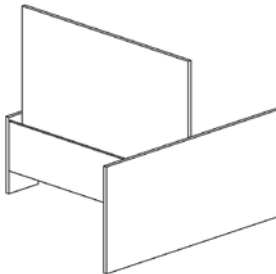
60"W end panel is 28"H. Silver Square Grommet: 2-on 20"H end panel, 6 grommet holes inside trough



Trough No Doors with Center Panel and 60"W End Panel, 42"H

Model#	Depth	Width	Height	Price
APWMT4842ND60	10"	48"	20/42"	\$ 882
APWMT5442ND60	10"	54"	20/42"	\$ 915
APWMT6042ND60	10"	60"	20/42"	\$ 947
APWMT6642ND60	10"	66"	20/42"	\$ 981
APWMT7242ND60	10"	72"	20/42"	\$1,014

60"W end panel is 28"H. Silver Square Grommet: 2-on 20"H end panel, 6 grommet holes inside trough

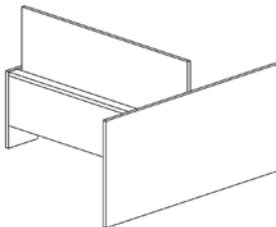


Trough No Doors with Center Panel and 60"W End Panel, 48"H

Model#	Depth	Width	Height	Price
APWMT4848ND60	10"	48"	20/48"	\$ 905
APWMT5448ND60	10"	54"	20/48"	\$ 941
APWMT6048ND60	10"	60"	20/48"	\$ 974
APWMT6648ND60	10"	66"	20/48"	\$1,011
APWMT7248ND60	10"	72"	20/48"	\$1,047

60"W end panel is 28"H. Silver Square Grommet: 2-on 20"H end panel, 6 grommet holes inside trough

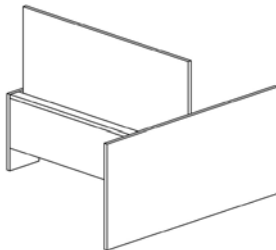
Trough with Doors, Center Panel & End Panel



Trough with Hinged Doors Center Panel and 60"W End Panel, 36"H

Model#	Depth	Width	Height	Price
APWMT4836WD60	10"	48"	20/36"	\$1,096
APWMT5436WD60	10"	54"	20/36"	\$1,133
APWMT6036WD60	10"	60"	20/36"	\$1,169
APWMT6636WD60	10"	66"	20/36"	\$1,202
APWMT7236WD60	10"	72"	20/36"	\$1,239

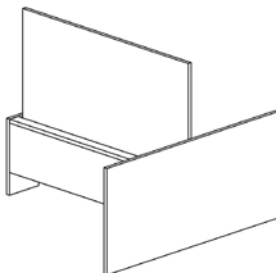
60"W end panel is 28"H. Silver Square Grommet: 2-on 20"H end panel, 6 grommet holes inside trough



Trough with Hinged Doors Center Panel and 60"W End Panel, 42"H

Model#	Depth	Width	Height	Price
APWMT4842WD60	10"	48"	20/42"	\$1,119
APWMT5442WD60	10"	54"	20/42"	\$1,159
APWMT6042WD60	10"	60"	20/42"	\$1,195
APWMT6642WD60	10"	66"	20/42"	\$1,234
APWMT7242WD60	10"	72"	20/42"	\$1,271

60"W end panel is 28"H. Silver Square Grommet: 2-on 20"H end panel, 6 grommet holes inside trough

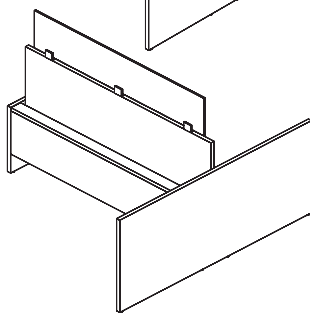
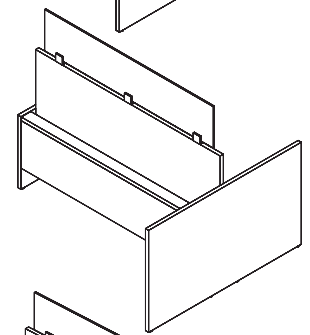
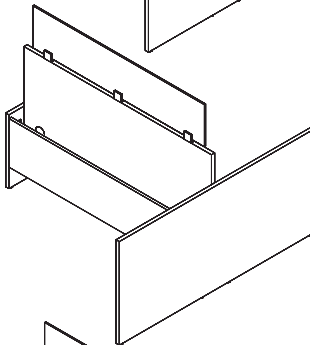
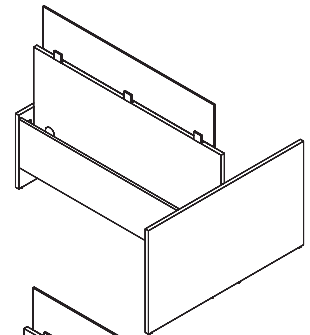
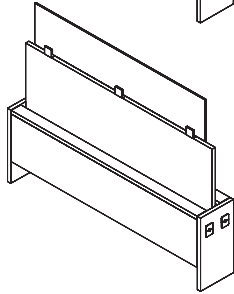
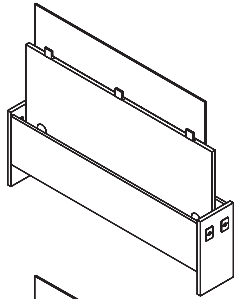


Trough with Hinged Doors Center Panel and 60"W End Panel, 48"H

Model#	Depth	Width	Height	Price
APWMT4848WD60	10"	48"	20/48"	\$1,143
APWMT5448WD60	10"	54"	20/48"	\$1,186
APWMT6048WD60	10"	60"	20/48"	\$1,225
APWMT6648WD60	10"	66"	20/48"	\$1,265
APWMT7248WD60	10"	72"	20/48"	\$1,307

60"W end panel is 28"H. Silver Square Grommet: 2-on 20"H end panel, 6 grommet holes inside trough

Trough with Center Panel & Privacy Screen (Privacy Screen Adds 12"H to Height)



Trough No Doors with Center Panel & Frosted Acrylic Screen, 36"H

Model#	Depth	Width	Height	Privacy Screen	Price
APWMT4836NDPS	10"	48"	20/36"	APPSU48	\$1,033
APWMT5436NDPS	10"	54"	20/36"	APPSU54	\$1,230
APWMT6036NDPS	10"	60"	20/36"	APPSU60	\$1,266
APWMT6636NDPS	10"	66"	20/36"	APPSU66	\$1,300
APWMT7236NDPS	10"	72"	20/36"	APPSU72	\$1,338

Silver Square Grommet: 2-left & right end panel, 6 grommet holes inside trough

Trough with Hinged Doors, Center Panel & Frosted Acrylic Screen, 36"H

Model#	Depth	Width	Height	Privacy Screen	Price
APWMT4836WDPS	10"	48"	20/36"	APPSU48	\$1,270
APWMT5436WDPS	10"	54"	20/36"	APPSU54	\$1,475
APWMT6036WDPS	10"	60"	20/36"	APPSU60	\$1,516
APWMT6636WDPS	10"	66"	20/36"	APPSU66	\$1,555
APWMT7236WDPS	10"	72"	20/36"	APPSU72	\$1,592

Silver Square Grommet: 2-left & right end panel, 6 grommet holes inside trough

Trough with Center Panel, Privacy Screen & End Panel (Privacy Screen Adds 12"H to Height)

Trough No Doors with Center Panel, 48"W End Panel & Frosted Acrylic Screen, 36"H

Model#	Depth	Width	Height	Privacy Screen	Price
APWMT4836ND48PS	10"	48"	20/36"	APPSU48	\$1,213
APWMT5436ND48PS	10"	54"	20/36"	APPSU54	\$1,410
APWMT6036ND48PS	10"	60"	20/36"	APPSU60	\$1,446
APWMT6636ND48PS	10"	66"	20/36"	APPSU66	\$1,480
APWMT7236ND48PS	10"	72"	20/36"	APPSU72	\$1,518

48"W end panel is 28"H. Silver Square Grommet: 2-on 20"H end panel, 6 grommet holes inside trough

Trough No Doors with Center Panel, 60"W End Panel & Frosted Acrylic Screen, 36"H

Model#	Depth	Width	Height	Privacy Screen	Price
APWMT4836ND60PS	10"	48"	20/36"	APPSU48	\$1,248
APWMT5436ND60PS	10"	54"	20/36"	APPSU54	\$1,446
APWMT6036ND60PS	10"	60"	20/36"	APPSU60	\$1,481
APWMT6636ND60PS	10"	66"	20/36"	APPSU66	\$1,515
APWMT7236ND60PS	10"	72"	20/36"	APPSU72	\$1,554

60"W end panel is 28"H. Silver Square Grommet: 2-on 20"H end panel, 6 grommet holes inside trough

Trough w/Hinged Doors Center Panel, 48"W End Panel & Frosted Acrylic Screen, 36"H

Model#	Depth	Width	Height	Privacy Screen	Price
APWMT4836WD48PS	10"	48"	20/36"	APPSU48	\$1,450
APWMT5436WD48PS	10"	54"	20/36"	APPSU54	\$1,655
APWMT6036WD48PS	10"	60"	20/36"	APPSU60	\$1,696
APWMT6636WD48PS	10"	66"	20/36"	APPSU66	\$1,735
APWMT7236WD48PS	10"	72"	20/36"	APPSU72	\$1,776

48"W end panel is 28"H. Silver Square Grommet: 2-on 20"H end panel, 6 grommet holes inside trough

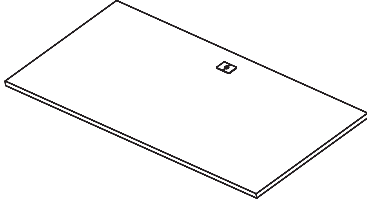
Trough w/Hinged Doors Center Panel, 60"W End Panel & Frosted Acrylic Screen, 36"H

Model#	Depth	Width	Height	Privacy Screen	Price
APWMT4836WD60PS	10"	48"	20/36"	APPSU48	\$1,485
APWMT5436WD60PS	10"	54"	20/36"	APPSU54	\$1,690
APWMT6036WD60PS	10"	60"	20/36"	APPSU60	\$1,732
APWMT6636WD60PS	10"	66"	20/36"	APPSU66	\$1,770
APWMT7236WD60PS	10"	72"	20/36"	APPSU72	\$1,812

60"W end panel is 28"H. Silver Square Grommet: 2-on 20"H end panel, 6 grommet holes inside trough

apex series

Worksurfaces for Freestanding Troughs (For Freestanding Troughs)

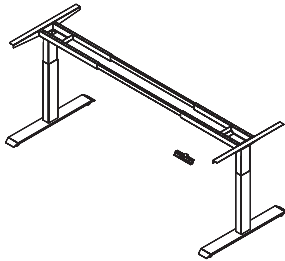


Rectangular Worksurfaces, Square Silver Grommet

Model#	Depth	Width	Height	Trough Width	Price
APRT2447	24"	47"	1"	48"	\$238
APRT2453	24"	53"	1"	54"	\$301
APRT2459	24"	59"	1"	60"	\$315
APRT2465	24"	65"	1"	66"	\$337
APRT2471	24"	71"	1"	72"	\$352
APRT3047	30"	47"	1"	48"	\$261
APRT3053	30"	53"	1"	54"	\$337
APRT3059	30"	59"	1"	60"	\$346
APRT3065	30"	65"	1"	66"	\$375
APRT3071	30"	71"	1"	72"	\$394

Center silver square grommet standard. Tops are designed to fit freestanding troughs.

Bases (For Worksurfaces)

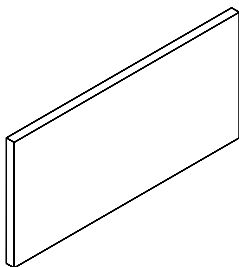


Adjustable Height Electrical Base

Model#	Base(D)	Base (W)	Height	Fits Top Size	Color	Weight	Cube	Price
MMLEGAHE24S	22"	47-72"	23 1/2-49"	24"D-72"W	Silver	64	1	\$1,366
MMLEGAHE24B	22"	47-72"	23 1/2-49"	24"D-72"W	Black	64	1	\$1,366
MMLEGAHE24W	22"	47-72"	23 1/2-49"	24"D-72"W	White	64	1	\$1,366
MMLEGAHE30S	28"	47-72"	23 1/2-49"	30"D-72"W	Silver	64	1	\$1,366
MMLEGAHE30B	28"	47-72"	23 1/2-49"	30"D-72"W	Black	64	1	\$1,366
MMLEGAHE30W	28"	47-72"	23 1/2-49"	30"D-72"W	White	64	1	\$1,366

2 Stage base.

Tackboards (For Freestanding Trough Center Panels)



Tackboard (For 42"H & 48"H troughs)

Model#	Depth	Width	Height	Fits Trough Width	Price
APTKBD1948	1"	46"	19"	48"W	\$400
APTKBD1954	1"	52"	19"	54"W	\$411
APTKBD1960	1"	58"	19"	60"W	\$465
APTKBD1966	1"	64"	19"	66"W	\$497
APTKBD1972	1"	70"	19"	72"W	\$530

Tackboard fabric options refer to pricer P. 220.

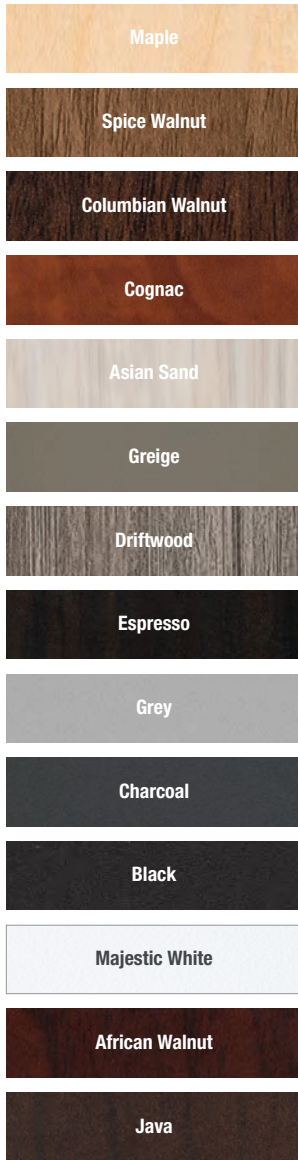
apex series

Apex Accessories and Upgrades

HPL Modesty & Privacy Screen, Color Options

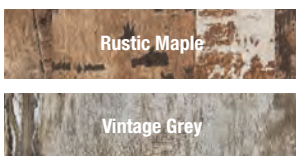


TFM Standard Colors




Premium TFM Colors

AVAILABLE FOR A 10% UPCHARGE, 5% upcharge for top only, 5% upcharge for drawer or door fronts (when specified with standard colors)



Handle



APH1
Smooth, curved edge handle in brushed aluminum

Power Management



APSSPB4/ APSSPB8
Single sided power box with four power outlets/
Double sided power box with eight power outlets



APESC72
System hardware electrical starter cable



APDCE
Daisy chain electrical cable



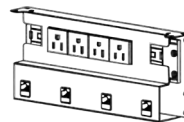
APFC12
Split Cable



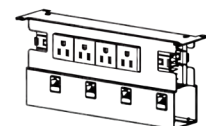
APRPG
Rectangular Power Grommet



APVMT28
Vertebra Wire Manager



APBS4
Power Module Single Sided Data Ready



APBD8
Power Module Double Sided Data Ready

Grommet



APRG15
Standard Rectangular Grommet - Silver

NOTE: Freestanding Troughs Mix Color Options is N/A.

maverick collection

Drawer Specifications - All Series



Box drawer



File drawer with standard built-in plastic file rail, letter-size hanging bar shown.

Drawer Description	Interior Dimensions			Front-to-Back Filing Capabilities
	Depth	Width	Height	
Box Drawer, 20" deep units	12 1/4"	15"	3 1/2"	N/A
Center Drawer (pencil drawer)	18"	14"	1 1/2"	N/A
File Drawer, 20" deep units	12 1/4"	15"	9 1/2"	Letter
Box Drawer, 24" deep plus units	12 1/4"	19"	3 1/2"	N/A
File Drawer, 24" deep plus units	12 1/4"	19"	9 1/2"	Letter
Lateral File, 36" wide	32 1/2"	15 1/4"	9 1/2"	Legal or Letter
Personal Lateral File, 31" wide	27 1/2"	15 1/4"	9 1/2"	Legal or Letter
Vertical File Legal and MM UPEDLGL	15 1/4"	19"	9 1/2"	Legal

NOTES:

- 1) The box drawers and file drawers on personal lateral file units are 15"-deep interior drawers.
- 2) Drawer front (melamine face) on center drawers is standardized at 21"W, 23/4"H, 3/4"-thick drawer front.
- 3) Lateral File drawer construction accomodates hanging files NOT stacked material on the drawer bottom. Hanging file rails and bar provided.
- 4) All file drawers: File, Letter, or Legal side-to-side.

terms & conditions

TERMS OF SALE: Orders, sales, and contracts are expressly conditioned on acceptance of our terms, which constitute the complete and exclusive contract between the parties. We object to any additional or different terms proposed by the Buyer. Our failure to specifically object to additional or different terms shall not be deemed a waiver of exclusivity of our terms.

No order or contract shall be effective or binding upon us unless accepted by Maverick in Fairfield, OH. Sales representatives, dealers or agents are not authorized to bind us to any terms additional to or different than the terms and conditions contained herein. Representations made by agents are not part of this contract and do not constitute a warranty unless specifically included herein. This agreement may not be modified except by written agreement signed by an executive officer of Maverick in Fairfield, OH.

PRICES: Prices are F.O.B. in Fairfield, OH. Packing and cartoning charges, taxes, shipping, handling, storage, installation, special cut and other charges will be added to advertised or quoted prices. Price dimensions and specifications shown are subject to change without notice.

ORDERING: Production and/or shipping will not be scheduled until receipt of Buyer's written purchase order. Incomplete orders will not be scheduled for production. Order Acknowledgments are processed when the order is scheduled for production. All literature including, but not limited to, specifications, drawings, weights and dimensions, catalogs, price lists and advertising material, is for illustrative purposes only and shall not be construed as a warranty. The Buyer assumes responsibility for suitability of our products in their final environment unless the designs, drawings, product configurations and order have been specifically approved by Maverick.

ACKNOWLEDGEMENTS: Orders are acknowledged no later than 24 hours of receipt, or of credit approval. Your acknowledgement is a detailed description of items, prices, items, shipping information and estimated due date. Please check your acknowledgment closely and notify Maverick immediately of any discrepancies.

PAYMENT TERMS: Upon establishing approved credit with Maverick, Dealer terms are net 30 days from date of invoice. Unpaid invoices will accrue finance charge of 1.5% per month (18% per annum) if payment is past due. Prior to establishing approved credit, Maverick's terms are 25% deposit at the time the order is entered and the balance due prior to shipment of the product. If dealer demonstrates a history of late payments, Maverick may elect to adjust the Dealer's discount off of the list price. 3.5% Credit Card transaction fees apply.

ORDERING ADDRESS:
Maverick
3143 Production Drive
Fairfield, OH 45014
Phone : (833) 620-5778
Fax : (800) 543-8221
e-mail : mveorders@maverickdesk.com

PAYMENT ADDRESS:
Maverick Desk
8216 Solution Center
Chicago, IL 60677-8002

SHIPPING: Delivery shall be F.O.B. our factory, Fairfield, OH. We are authorized, but not required, to arrange shipping by common carrier. Most shipments are made by motor freight or parcel service. Lead times and quote ship dates are estimated and we are not responsible for any losses resulting from delays. **Freight class 100.**

DAMAGE IN TRANSIT: Our obligations are to be deemed fulfilled, delivery complete, and the risk of loss shifted to the Buyer as soon as conforming goods are delivered to a common carrier. All products are thoroughly inspected and carefully packaged prior to shipment. The Buyer is responsible for inspecting all cartons immediately on arrival and notifying the common carrier of any damage (whether visible or concealed) within seven days after receipt of merchandise. The Buyer assumes responsibility for any claims against the carrier. All cartoning must be kept with damaged materials.

SELLER'S NON PERFORMANCE: We shall not be held responsible for any loss, delay, failure to deliver or damage caused by our inability to obtain labor, materials, fuel or supplies; fire, accidents, floods or adverse weather conditions; strikes, lockouts or other labor disputes; embargoes, governmental acts or requirements; wars, insurrections or riots, or by any other cause beyond reasonable control of ourselves or our suppliers.

LIMITED WARRANTY: Maverick warrants to the original retail purchaser that Maverick products will be free from defects in material and workmanship under normal single shift usage for ten (10) years from the original date of purchase.

2-year warranty on wood edge finishes.
Maverick will not warranty delamination from sun exposure.

This warranty is not applicable to end-user customers who use Maverick products for rental purposes and is void for any damage due to misuse, abuse, neglect, accident, improper installation, failure to comply with instructions furnished by Maverick or any repair or alteration performed by anyone other than Maverick or an authorized Maverick dealer. Damage caused by common carrier during shipment is not included in this warranty. **THIS WARRANTY IS THE ONLY WARRANTY MADE BY MAVERICK. ALL OTHER WARRANTIES WHETHER EXPRESS OR IMPLIED, INCLUDING IMPLIED WARRANTIES OF MERCHANTABILITY AND FITNESS FOR A PARTICULAR PURPOSE, ARE HEREBY DISCLAIMED.**


During this warranty period, if any Maverick product sold subject to this warranty proves to be defective in material and workmanship under normal use, the purchaser must contact an authorized Maverick dealer in writing who will arrange for inspection of such Maverick product by an authorized Maverick representative. The Maverick representative after inspection may cause to have issued a return authorization for such Maverick product. No Maverick product will be accepted for return unless prior authorization is obtained from Maverick. Maverick shall, at its option either (1) repair such product free of charge or (2) replace such Maverick product free of charge; which would include return shipping charges approved by Maverick prior to shipping. **THIS IS THE EXCLUSIVE REMEDY FOR ANY BREACH OF WARRANTY. IN NO EVENT SHALL MAVERICK BE LIABLE FOR ANY INCIDENTAL, SPECIAL OR CONSEQUENTIAL DAMAGES OF ANY KIND, WHETHER FOR BREACH OF ANY WARRANTY, FOR BREACH OF REPUTATION OF ANY OTHER TERM OR CONDITION OF SALE FOR NEGLIGENCE, ON THE BASIS OF STRICT LIABILITY, OR OTHERWISE.**

WHAT COST/S DOES THIS WARRANTY NOT COVER?: All claims must be validated by a Maverick representative. If your claim occurs during the first two (2) warranty years, we will incur both the cost of shipping the warranted product or part back to us as well as the cost of our shipment of any repaired or replaced product or part back to you. If your claim occurs after the first two warranty years, shipping of products or parts related to your covered warranty claim will be at your expense in both directions. In either case, you remain responsible for returning your authorized return to Maverick. This warranty does not provide coverage for, or the cost associated, with the transportation, inspection removal or installation of any product or parts except as provided above. The responsibility for the installation of any product or part replaced under this warranty and any related installation costs are yours regardless of whether there is any cost to you for the repaired or replaced product or part.

CHANGES/CANCELLATIONS: Orders may not be changed or canceled without written consent. Orders for non-standard or modified products may not be canceled. Cancellation or change request must be submitted within one working day (24hrs) after the receipt of Order Acknowledgement, providing the order has not already been put into production. A charge will be incurred if necessary to fully compensate us for all materials ordered, work performed, lost profits, reasonable overhead, and any other expenses resulting from the cancellation or change. Merchandise is not returnable unless written authorization is received from the factory. All transportation charges must be prepaid. Collect shipments will not be accepted. Return shipments, when accepted, are subject to a minimum 50% re-handling, re-stocking charge. No returns on modified or non-standard products will be allowed. Our agreement to accept a return is conditional upon our inspection of the returned products.

GOVERNING LAWS: The laws of the State of Ohio shall govern the agreement.

maverick collection color option



10% upcharge for top & base, 5% upcharge for top only, 5% upcharge for drawer or door fronts (when specified with standard colors shown above)

tackboard and cushion fabric options

Anchorage 2335

Standard



Cape Cod 3073



Linen 7031



Surf 7062

Tempest 2120




Silk 045




Zebra 015

Metro 3077



Skyscraper 022



Storefront 030

Metallation 5118



Chrome 1676



Polished Pewter 1678



Snow 7040



Linen 7010

Sprite 2671

Cadence 5595



Jade 1441



Turquoise 1442



Opal 1432



Sapphire 1443




Coral 1437

Underground 2967


25% upcharge



Champagne 010




Earth 061




Pepper 030



Ocean 041



Azure 050



Tangerine 070

maverick color availability chart

	Color Names	HPL Match	Maverick	Vista	Canyon	Apex
Woodgrains	 Maple	Lamitech 0791	●	●	●	●
	 Spice Walnut	Pionite WW011	●	●	●	●
	 Columbian Walnut	Wilsonart 7943K-07	●	●	●	●
	 Cognac	Lamitech 1485	●	●	●	●
	 Asian Sand	Wilsonart 7952K-07	●	●	●	●
	 Driftwood	Pionite WY160SD	●	●	●	●
	 Espresso	Proprietary	●	●	●	●
	 African Walnut	Wilsonart 7122K-07	●	●	●	●
	 Java	Proprietary	●	●	●	●
	 Chestnut	Proprietary	●	●	●	●
	 Seattle Cherry	Lamitech 1820	●	●	●	●
	 Rustic Maple	Proprietary	●★	●★	●★	●★
	 Vintage Grey	Proprietary	●★	●★	●★	●★
	Solid	 Greige	Nevamar S2088T	●	●	●
 Grey		Formica 961-58	●	●	●	●
 Charcoal		Nevamar S6054T	●	●	●	●
 Black		Nevamar S6053T	●	●	●	●
 Majestic White		Arborite S-550CA	●	●	●	●
 Beachwood		Duramar WD331	●	●	●	●
 Midnight		Duramar WD322	●	●	●	●

● Indicates availability of color in series. A different chassis color may be selected from standard colors at no added cost.

★ Indicates premium color upcharges.

