

# training tables

 3 Days and  Lead Time


## Product Specifications

- 1" thick tops only, 2mm PVC edge-banding, pilot holes for post leg brackets only and metal inserts for ganging brackets.
- Maverick Series has radiused corners, Arroyo Series has square corners.
- Available in 20 standard colors, see color chart for upcharge information. Two colors may be specified at no charge.
- No up-charge for contrasting color edge-banding.
- Legs and ganging hardware are ordered separately from the tops and are not factory installed.
- All training and height adjustable tables can be assembled upon request at no charge.
- Tops are predrill for leg/base where specified on leg/base style items.

## How to Order Training Tables

### WORKSURFACE UNITS

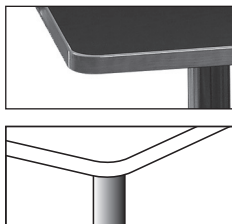
1. Product number: **MM TR 24 60**



- Specify worksurface color - Choose from 20 standard colors.
- Specify edge-banding color - Matching top color is standard.
- Specify other accessories and upgrades. Grommet options page 164 see grommet locations below.
- Legs are ordered separately. Specify from available legs on page 161-163.
- Ganging and connecting hardware is ordered separately. See page 164.

### MAVERICK SERIES (MM)

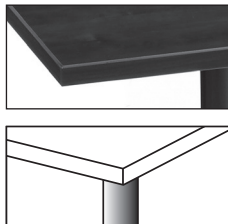
#### EDGE PROFILE-RADIUS



2MM FLAT PVC EDGE BANDING ON TOPS

### ARROYO SERIES (AR)

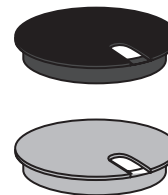
#### EDGE PROFILE-SQUARE



2MM FLAT PVC EDGE BANDING ON TOPS

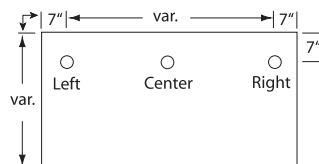
### GROMMET OPTIONS

#### BLACK AND SILVER

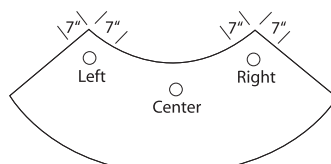


### TRAINING TABLE TOP STANDARD GROMMET LOCATIONS (Unless otherwise specified)

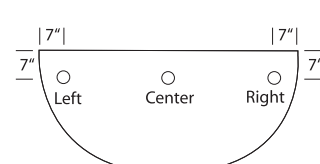
**Note:** While sitting at unit, grommet locations are named from left to right. Line drawings shown below are standard locations.



Rectangular  
24" or 30"



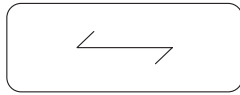
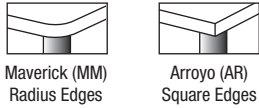
Curved  
24" or 30"



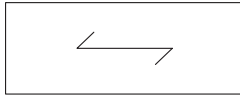
Half-Round  
48" or 60"

# training tables

## Training Worksurfaces



Maverick



Arroyo

### Rectangular Training Table Top, 20"D Tops (MM-radius edges, AR-square edges)

Model#	Depth	Width	Height	Weight	Cube	MM Price	AR Price
__TR2036	20"	36"	1"	23	1	\$198	\$177
__TR2042	20"	42"	1"	27	1	\$203	\$182
__TR2048	20"	48"	1"	30	1	\$213	\$193
__TR2054	20"	54"	1"	34	1	\$225	\$204
__TR2060	20"	60"	1"	38	1	\$258	\$231
__TR2066	20"	66"	1"	42	1	\$273	\$246
__TR2072*	20"	72"	1"	45	1	\$295	\$268
__TR2078*	20"	78"	1"	49	1	\$338	\$305
__TR2084*	20"	84"	1"	53	1	\$370	\$332


**Note:** When ordering, insert MM for Maverick Series or AR for Arroyo Series. Wood grain runs the width direction.

\*Tops: 72"W, 78"W & 84"W require 5-Post Legs.

**Stabilizer Bar:** 2 are included with 60"W, 66"W & 72"W tops, when ordered with post legs.

Max weight 50 lbs.

**Pre Drill Holes:** Tops are pre-drill for 4-Post Legs MMLEGTRB – MMLEGTRSC.

**Ganging Hardware:** Is recommended when placing tops side by side.  Lead Time.

### Rectangular Training Table Top, 24"D Tops (MM-radius edges, AR-square edges)

Model#	Depth	Width	Height	Weight	Cube	MM Price	AR Price
__TR2436	24"	36"	1"	30	1	\$268	\$241
__TR2442	24"	42"	1"	32	1	\$278	\$251
__TR2448	24"	48"	1"	36	1	\$289	\$263
__TR2454	24"	54"	1"	40	1	\$300	\$273
__TR2460	24"	60"	1"	45	1	\$310	\$278
__TR2466	24"	66"	1"	50	1	\$327	\$295
__TR2472*	24"	72"	1"	54	1	\$338	\$305
__TR2478*	24"	78"	1"	59	1	\$370	\$332
__TR2484*	24"	84"	1"	63	1	\$391	\$353


**Note:** When ordering, insert MM for Maverick Series or AR for Arroyo Series. Wood grain runs the width direction.

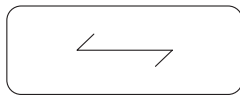
\*Tops: 72"W, 78"W & 84"W require 5-Post Legs.

**Stabilizer Bar:** 2 are included with 60"W, 66"W & 72"W tops, when ordered with post legs.

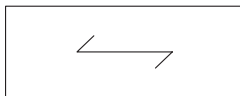
Max weight 50 lbs.

**Pre Drill Holes:** Tops are pre-drill for 4-Post Legs MMLEGTRB – MMLEGTRSC.

**Ganging Hardware:** Is recommended when placing tops side by side.  Lead Time.



Maverick



Arroyo

### Rectangular Training Table Top, 30"D Tops (MM-radius edges, AR-square edges)

Model#	Depth	Width	Height	Weight	Cube	MM Price	AR Price
__TR3048	30"	48"	1"	45	1	\$278	\$251
__TR3054	30"	54"	1"	51	1	\$284	\$258
__TR3060	30"	60"	1"	57	1	\$311	\$278
__TR3066	30"	66"	1"	62	1	\$343	\$311
__TR3072*	30"	72"	1"	68	2	\$374	\$338
__TR3078*	30"	78"	1"	74	2	\$427	\$385
__TR3084*	30"	84"	1"	79	2	\$472	\$428


**Note:** When ordering, insert MM for Maverick Series or AR for Arroyo Series. Wood grain runs the width direction.

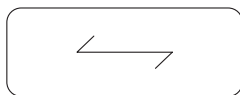
\*Tops: 72"W, 78"W & 84"W require 5-Post Legs.

**Stabilizer Bar:** 2 are included with 60"W, 66"W & 72"W tops, when ordered with post legs.

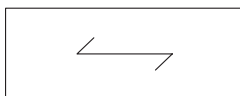
Max weight 50 lbs.

**Pre Drill Holes:** Tops are pre-drill for 4-Post Legs MMLEGTRB – MMLEGTRSC.

**Ganging Hardware:** Is recommended when placing tops side by side.  Lead Time.



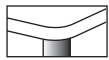
Maverick



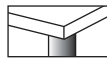
Arroyo

# training tables

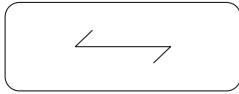
## Training Worksurfaces



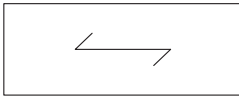
Maverick (MM)  
Radius Edges



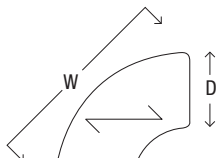
Arroyo (AR)  
Square Edges



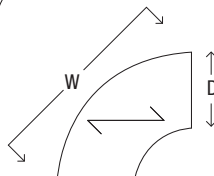
Maverick



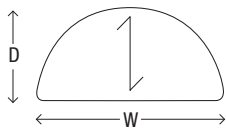
Arroyo



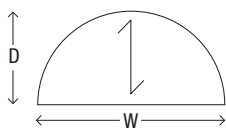
Maverick



Arroyo



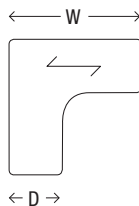
Maverick



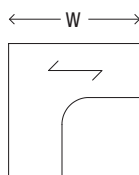
Arroyo



WG24 & WG30



Maverick



Arroyo


### Rectangular Training Table Top, 36" D Tops (MM-radius edges, AR-square edges)

Model#	Depth	Width	Height	Weight	Cube	MM Price	AR Price
__TR3660	36"	60"	1"	68	1	\$412	\$374
__TR3666	36"	66"	1"	75	1	\$445	\$402
__TR3672*	36"	72"	1"	81	2	\$466	\$423

**Note:** When ordering, insert MM for Maverick Series or AR for Arroyo Series. Wood grain runs the width direction.  
**Top:** 72"W requires 5-post legs.

**Stabilizer Bar:** 2 are included with 60"W, 66"W & 72"W tops, when ordered with post legs.  
Max weight 50 lbs.

**Pre Drill Holes:** Tops are pre-drill for 4-Post Legs MMLEGTRB – MMLEGTRSC.

**Ganging Hardware:** Is recommended when placing tops side by side.  Lead Time.

### Curved Training Table Top (Must be ganged with another top for stability)

Model#	Depth	Width	Height	Weight	Cube	MM Price	AR Price
__TRQ2460L	24"	60"	1"	27	1	\$317	\$285
__TRQ2460R	24"	60"	1"	27	1	\$317	\$285
__TRQ3060L	30"	60"	1"	33	2	\$350	\$317
__TRQ3060R	30"	60"	1"	33	2	\$350	\$317


**Note:** When ordering, insert MM for Maverick Series or AR for Arroyo before model number.

On "L" units, from users' view, woodgrain direction is parallel with right edge and perpendicular with left edge.

On "R" units wood-grain is parallel with the left edge and perpendicular with the right edge.

If not ganged, order 5th leg for stability.

**Pre Drill Holes:** Tops are pre-drill for Post Legs MMLEGTRB – MMLEGTRS.

**Ganging Hardware:** Is recommended when placing tops side by side.  Lead Time.

### Half-Round Training Table Top (48" & 60" require four legs and two ganging plates)

Model#	Depth	Width	Height	Weight	Cube	MM Price	AR Price
__TRWH1224	12"	24"	1"	6	1	\$158	\$126
__TRWH1224WG24	12"	24"	1"	6	1	\$158	\$126
__TRWH1530	15"	30"	1"	10	1	\$192	\$159
__TRWH1530WG30	15"	30"	1"	10	1	\$192	\$159
__TRWH2448	24"	48"	1"	24	1	\$399	\$366
__TRWH3060	30"	60"	1"	37	1	\$477	\$366


**Note:** When ordering, insert MM for Maverick Series or AR for Arroyo before model number.

Woodgrain direction runs the depth to coordinate with woodgrain direction on rectangular worksurfaces.

12" & 15" deep require only 1 leg and 1 ganging plate.

12" & 15" deep (WG24 & WG30), the woodgrain runs the width to coordinate with the grain on 1 end of curved units.

**Pre Drill Holes:** Tops are pre-drill for Post Legs MMLEGTRB – MMLEGTRS.

**Ganging Hardware:** Is recommended when placing tops side by side.  Lead Time.

### Curved Corner Training Table Top (48" & 60" require four legs and two ganging plates)

Model#	Depth	Width	Height	Weight	Cube	MM Price	AR Price
__TRCWS424224	24"	42"/ 42"	1"	24	1	\$411	\$366
__TRCWS424230	30"	42"/ 42"	1"	24	1	\$411	\$366
__TRCWS484824	24"	48"/ 48"	1"	30	1	\$478	\$425
__TRCWS484830	30"	48"/ 48"	1"	30	1	\$478	\$478
__TRCWS606024	24"	60"/ 60"	1"	47	1	\$597	\$537
__TRCWS606030	30"	60"/ 60"	1"	47	1	\$597	\$537

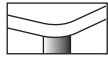
**Note:** When ordering, insert MM for Maverick Series or AR for Arroyo before model number.

**Pre Drill Holes:** Tops are pre-drill for Post Legs MMLEGTRB – MMLEGTRS.

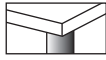
**Ganging Hardware:** Is recommended when placing tops side by side.  Lead Time.

# training tables

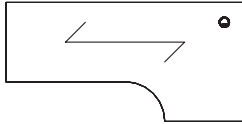
## Training Worksurfaces 15 DAYS



Maverick (MM)  
Radius Edges



Arroyo (AR)  
Square Edges

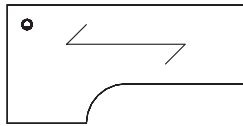


### Curved Computer Training Table Top 24"D Right Connection (MM-Radius Edges, AR-Square Edges)

Model#	Depth	Width	Corner	Height	Weight	Cube	MM Price	AR Price
__CDQ60TOP 4R	24" / 24"	60"	36"	1"	68	2	\$485	\$431
__CDQ66TOP 4R	24" / 24"	66"	36"	1"	68	2	\$510	\$457
__CDQ72TOP 4R	24" / 24"	72"	36"	1"	79	2	\$525	\$473
__CDQ72TOP 9R	30" / 24"	72"	42"	1"	79	2	\$555	\$504

**Note:** When ordering, Insert MM for Maverick Series or AR for Arroyo Series. Wood grain runs the width direction. Maverick series tops have three radius corners.  
**Predrill Holes:** Tops are not predrilled. Must order with return top. Designed for Adjustable Height L-UNIT Base only.  
**Grommet:** Standard black grommet, location 7"x7" upgrade grommet to color silver n/c.

15 LEAD TIME

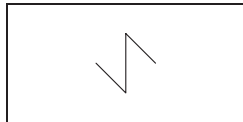


### Curved Computer Training Table Top 24"D Left Connection (MM-Radius Edges, AR-Square Edges)

Model#	Depth	Width	Corner	Height	Weight	Cube	MM Price	AR Price
__CDQ60TOP 4L	24" / 24"	60"	36"	1"	68	2	\$485	\$431
__CDQ66TOP 4L	24" / 24"	66"	36"	1"	68	2	\$510	\$457
__CDQ72TOP 4L	24" / 24"	72"	36"	1"	68	2	\$525	\$473
__CDQ72TOP 9L	24" / 30"	72"	42"	1"	68	2	\$555	\$504

**Note:** When ordering, Insert MM for Maverick Series or AR for Arroyo Series. Wood grain runs the width direction. Maverick series tops have three radius corners.  
**Predrill Holes:** Tops are not predrilled. Must order with return top. Designed for Adjustable Height L-UNIT Base only.  
**Grommet:** Standard black grommet, location 7"x7" upgrade grommet to color silver n/c.

15 LEAD TIME

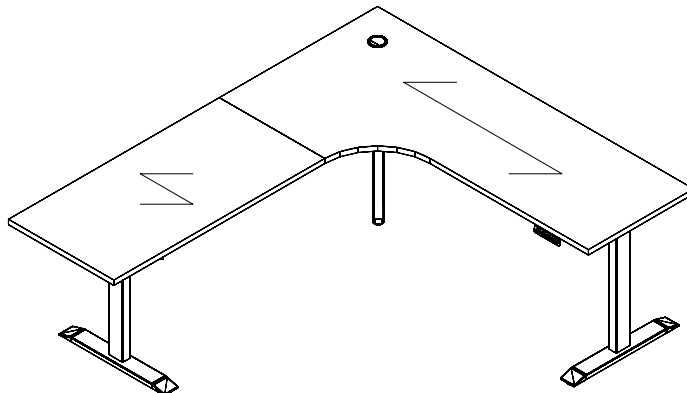


### Rectangular Training Return Top, 24"D Tops (MM-Radius Edges, AR-Square Edges)

Model#	Depth	Width	Height	Weight	Cube	MM Price	AR Price
__TRT2436	24"	36"	1"	30	1	\$306	\$279
__TRT2442	24"	42"	1"	32	1	\$316	\$289
__TRT2448	24"	48"	1"	36	1	\$327	\$301

**Note:** When ordering, Insert MM for Maverick Series or AR for Arroyo Series. Return top wood grain runs vertical direction. Maverick series tops have two radius edges.  
**Predrill Holes:** Tops are not predrilled. Must order with computer table top. Designed for Adjustable Height L-UNIT Base only.  
**Connecting Hardware:** 2 connecting brackets with wood screws are included.

15 LEAD TIME



**Note:** Line drawings shown in square corners (AR series)

# training tables

## Bases, for Training Table Tops

(Leg heights vary and cannot be combined)



### Post Leg 2 3/8" diameter (Set of 4 legs) for Training Table Tops

Model#	Description	Color	Height	Price
☞ MMLEGTB	4 Posts with Leveler	Black	27 13/16"	\$370
☞ MMLEGTB	4 Posts with Leveler	Brushed Steel	27 13/16"	\$370
☞ MMLEGTB	4 Posts with Locking Casters	Black	27 15/16"	\$370
☞ MMLEGTB	4 Posts with Locking Casters	Brushed Steel	27 15/16"	\$370
☞ MMCULEG_	1 Individual Post Leg		27 15/16"	\$93

For individual post legs...\$93 each. Specify complete model #MMCULEG\_ (e.g. MMCULEGTB)  
Individual post leg includes mounting screws.  
Legs are shipped un-installed and require minor assembly with woodscrews for each leg.  
Tops 72"W, 78"W & 84"W requires 5-post legs. Tops are pre-drilled for 4-post legs only.

☞ LEAD TIME




### Flip Top Base with Modesty, Locking Casters (Complete leg, black color only)

Model#	Depth	Width	Height	Fits Top Size	Color	Weight	Cube	Price
☞ MMLEGF4836	20"	24"	28 1/2"	36" & 48"W	Black	42	1	\$418
☞ MMLEGF7260	20"	58"	28 1/2"	60" & 72"W	Black	42	1	\$567

For rectangular tops 20"D & 24"D only. See p. 158.  
Bases ship unassembled unless otherwise specified. Tops are pre-drilled for flip top bases.  
Ganging hardware is recommended when placing tops side by side, see p. 164.

☞ LEAD TIME



### Flip Top Base with Frame Modesty, Locking Casters (1 complete leg)

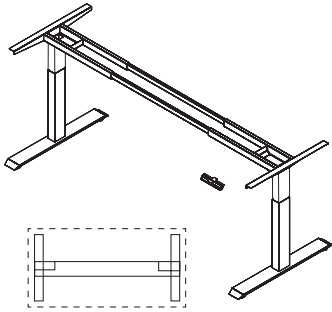
Model#	Depth	Width	Height	Fits Top Size	Color	Weight	Cube	Price
MMLEGF48S	14/20"	40 1/4"	28 1/2"	48" & 54"W	Silver	36	1	\$450
MMLEGF48B	14/20"	40 1/4"	28 1/2"	48" & 54"W	Black	36	1	\$450
MMLEGF48W	14/20"	40 1/4"	28 1/2"	48" & 54"W	White	36	1	\$450
MMLEGF60S	14/20"	52"	28 1/2"	60" & 66"W	Silver	40	1	\$500
MMLEGF60B	14/20"	52"	28 1/2"	60" & 66"W	Black	40	1	\$500
MMLEGF60W	14/20"	52"	28 1/2"	60" & 66"W	White	40	1	\$500
MMLEGF72S	14/20"	63 1/4"	28 1/2"	72" & 78"W	Silver	43	1	\$585
MMLEGF72B	14/20"	63 1/4"	28 1/2"	72" & 78"W	Black	43	1	\$585
MMLEGF72W	14/20"	63 1/4"	28 1/2"	72" & 78"W	White	43	1	\$585

For rectangular tops 20"D & 24"D only, see p. 158.  
Note: color silver (Titanium/Metal) does not match other silver legs.  
Bases ship unassembled unless otherwise specified. Tops are not pre-drill.

15 LEAD TIME

# training tables

## Bases, for Training Table Tops



Adjustable Height Electrical Base (Sit to stand, fits top sizes below)

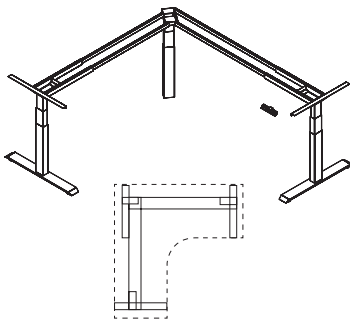
Model#	Base(D)	Base (W)	Height	Fits Top Size	Color	Weight	Cube	Price
MMLEGAHE24S	22"	47-72"	23 1/2-49"	24"D-72"W	Silver	64	1	\$1,407
MMLEGAHE24B	22"	47-72"	23 1/2-49"	24"D-72"W	Black	64	1	\$1,407
MMLEGAHE24W	22"	47-72"	23 1/2-49"	24"D-72"W	White	64	1	\$1,407
MMLEGAHE30S	28"	47-72"	23 1/2-49"	30"D-72"W	Silver	64	1	\$1,407
MMLEGAHE30B	28"	47-72"	23 1/2-49"	30"D-72"W	Black	64	1	\$1,407
MMLEGAHE30W	28"	47-72"	23 1/2-49"	30"D-72"W	White	64	1	\$1,407

Does not include top. **2 stage base.** Bases ship unassembled unless otherwise specified.

**15** LEAD TIME

Handset	Push Button/4 memory presets
Motor	Dual motor
Foot Length	28"
Height range (excluding top)	23.5" - 49"
Frame width	Width adjustable 48" - 72"
Worksurface widths	48" - 72"
Worksurface depths	24" & 30"
Max lifting capacity	250lbs.
Base Weight	66lbs.
Speed	30mm/s
Warranty	5 years

Adjustable Height Electrical L-Unit Base (Sit to stand, fits top sizes below)



Model#	Base(D)	Base (W)	Height	Fits Top Size	Color	Weight	Cube	Price
MMLEGAHEL24B3	22"	48-72"	23 1/2-49"	24"D-72"W	Black	112	1	\$2,407
MMLEGAHEL24S3	22"	48-72"	23 1/2-49"	24"D-72"W	Silver	112	1	\$2,407
MMLEGAHEL24W3	22"	48-72"	23 1/2-49"	24"D-72"W	White	112	1	\$2,407
MMLEGAHEL30S3	28"	48-72"	23 1/2-49"	30"D-72"W	Silver	112	1	\$2,407
MMLEGAHEL30W3	28"	48-72"	23 1/2-49"	30"D-72"W	White	112	1	\$2,407
MMLEGAHEL30B3	28"	48-72"	23 1/2-49"	30"D-72"W	Black	112	1	\$2,407

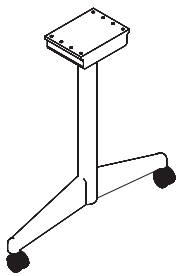
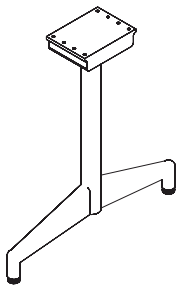
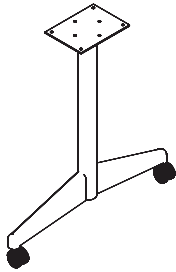
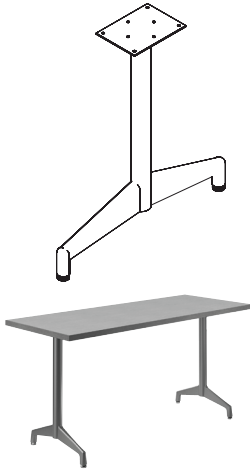
Does not include top. **3 stage base.** Bases ship unassembled unless otherwise specified.

**15** LEAD TIME

Handset	Push Button/4 memory presets
Motor	Triple motor
Foot Length	28"
Height range (excluding top)	23.5" - 49"
Frame width	Width adjustable 48" - 72"
Worksurface widths	48" - 72"
Worksurface depths	24" & 30"
Max lifting capacity	300lbs.
Base Weight	112lbs.
Speed	33mm/s
Warranty	5 years

# training tables

## Bases, for Training Table Tops



### T-Leg with Leveler (Set of 2 legs)

Model#	Depth	Width	Height	Fits Top Size	Color	Weight	Cube	Price
MMLEGTL20S	20"	2 1/4"	28"	20/24"D-72"W	Silver	23	4	\$670
MMLEGTL20B	20"	2 1/4"	28"	20/24"D-72"W	Black	23	4	\$670
MMLEGTL20W	20"	2 1/4"	28"	20/24"D-72"W	White	23	4	\$670
MMLEGTL30S	30"	2 1/4"	28"	30/36"D-72"W	Silver	23	4	\$720
MMLEGTL30B	30"	2 1/4"	28"	30/36"D-72"W	Black	23	4	\$720
MMLEGTL30W	30"	2 1/4"	28"	30/36"D-72"W	White	23	4	\$720

Column diameter 2 1/4", mounting plate 6"D x 8"W. Base Spread: 20"D is 20"W. 30"D is 26"W.  
 Stabilizer Bar: 1 is included with 60"W, 66"W & 72"W tops, when ordered with T-Legs.  
 Legs ship unassembled unless otherwise specified. **15** LEAD TIME

### T-Leg with Casters (Set of 2 legs, locking casters)

Model#	Depth	Width	Height	Fits Top Size	Color	Weight	Cube	Price
MMLEGTC20S	20"	2 1/4"	28"	20/24"D-72"W	Silver	23	4	\$683
MMLEGTC20B	20"	2 1/4"	28"	20/24"D-72"W	Black	23	4	\$683
MMLEGTC20W	20"	2 1/4"	28"	20/24"D-72"W	White	23	4	\$683
MMLEGTC30S	30"	2 1/4"	28"	30/36"D-72"W	Silver	23	4	\$733
MMLEGTC30B	30"	2 1/4"	28"	30/36"D-72"W	Black	23	4	\$733
MMLEGTC30W	30"	2 1/4"	28"	30/36"D-72"W	White	23	4	\$733

Column diameter 2 1/4", mounting plate 6"D x 8"W. Base Spread: 20"D is 20"W. 30"D is 26"W.  
 Stabilizer Bar: 1 is included with 60"W, 66"W & 72"W tops, when ordered with T-Legs.  
 Legs ship unassembled unless otherwise specified. **15** LEAD TIME

### Flip Top Base with Leveler (Set of 2 legs)

Model#	Depth	Width	Height	Fits Top Size	Color	Weight	Cube	Price
MMLEGTFL20S	20"	2 1/4"	28"	20/24"D-72"W	Silver	23	4	\$884
MMLEGTFL20B	20"	2 1/4"	28"	20/24"D-72"W	Black	23	4	\$884
MMLEGTFL20W	20"	2 1/4"	28"	20/24"D-72"W	White	23	4	\$884
MMLEGTFL30S	30"	2 1/4"	28"	30/36"D-72"W	Silver	23	4	\$917
MMLEGTFL30B	30"	2 1/4"	28"	30/36"D-72"W	Black	23	4	\$917
MMLEGTFL30W	30"	2 1/4"	28"	30/36"D-72"W	White	23	4	\$917

Column diameter 2 1/4", Flip Top Mechanism is mechanically attached to the base.  
 Base Spread: 20"D is 20"W. 30"D is 26"W. Use with rectangular tops, see pp. 158-159.  
 Stabilizer Bar: 1 is included with 60"W, 66"W & 72"W tops, when ordered with Flip Top Base.  
 Base ship unassembled unless otherwise specified. **15** LEAD TIME

### Flip Top Base with Casters (Set of 2 legs, locking casters)

Model#	Depth	Width	Height	Fits Top Size	Color	Weight	Cube	Price
MMLEGTFC20S	20"	2 1/4"	28"	20/24"D-72"W	Silver	23	4	\$930
MMLEGTFC20B	20"	2 1/4"	28"	20/24"D-72"W	Black	23	4	\$930
MMLEGTFC20W	20"	2 1/4"	28"	20/24"D-72"W	White	23	4	\$930
MMLEGTFC30S	30"	2 1/4"	28"	30/36"D-72"W	Silver	23	4	\$963
MMLEGTFC30B	30"	2 1/4"	28"	30/36"D-72"W	Black	23	4	\$963
MMLEGTFC30W	30"	2 1/4"	28"	30/36"D-72"W	White	23	4	\$963

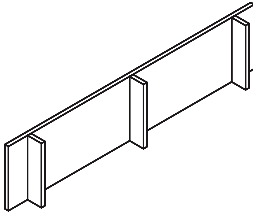
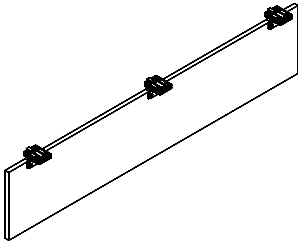
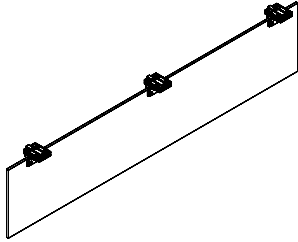
Column diameter 2 1/4", Flip Top Mechanism is mechanically attached to the base.  
 Base Spread: 20"D is 20"W. 30"D is 26"W. Use with rectangular tops, see pp. 158-159.  
 Stabilizer Bar: 1 is included with 60"W, 66"W & 72"W tops, when ordered with Flip Top Base.  
 Base ship unassembled unless otherwise specified. **15** LEAD TIME



Hinged Modesty Panels Available for Bases Above, See p. 164.

# training tables

## Modesty Panels



### Frosted Acrylic Hinged Modesty (3/8" thick. Black Clips)

Model#	Depth	Width	Height	Clips	Top (D)	Weight	Cube	Price
MMTRAM54	3"	41"	13 1/2"	2	20/24 & 30"	10	2	\$724
MMTRAM60	3"	47"	13 1/2"	2	20/24 & 30"	11	2	\$729
MMTRAM66	3"	53"	13 1/2"	3	20/24 & 30"	12	2	\$784
MMTRAM72	3"	59"	13 1/2"	3	20/24 & 30"	13	2	\$790

Designed to fit T-Legs and Flip Top Bases, see p. 163. Modesty Panel: 20"D & 24"D is flush, 30"D is inset 6". Depth and Height includes clips. Tops are predrill to accept modesty.

### TFM Hinged Modesty (3/4" thick. Black Clips)

Model#	Depth	Width	Height	Clips	Top (D)	Weight	Cube	Price
MMTRWM54	3"	41"	13 1/2"	2	20/24 & 30"	10	2	\$237
MMTRWM60	3"	47"	13 1/2"	2	20/24 & 30"	11	2	\$254
MMTRWM66	3"	53"	13 1/2"	3	20/24 & 30"	12	2	\$312
MMTRWM72	3"	59"	13 1/2"	3	20/24 & 30"	13	2	\$312

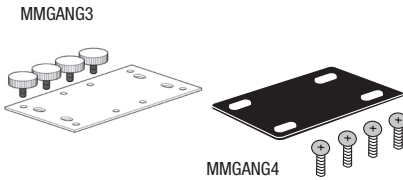
Designed to fit T-Legs and Flip Top Bases, see p. 163. Modesty Panel: 20"D & 24"D is flush, 30"D is inset 6". Depth and Height includes clips. Tops are predrill to accept modesty.

### TFM Modesty (3/4" thick. Three vertical supports)

Model#	Depth	Width	Height	Top (D)	Weight	Cube	Price
APPSLW54	4"	47"	12"	20/24 & 30"	15	2	\$117
APPSLW60	4"	53"	12"	20/24 & 30"	16	2	\$134
APPSLW66	4"	59"	12"	20/24 & 30"	18	2	\$142
APPSLW72	4"	65"	12"	20/24 & 30"	19	2	\$142

Ships with brackets for field installed. Tops are not predrill.

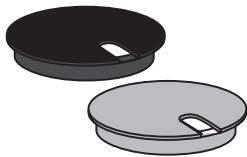
## Accessories and Upgrades



### Ganging and Connecting Hardware (For use with factory-installed metal inserts)

Model#	Depth	Width	Height	Hardware	Weight	Cube	Price
MMGANG3	4"	6"	.25"	Ganging	1	1	\$38
MMGANG4	4"	6"	.25"	Connecting	1	1	\$38

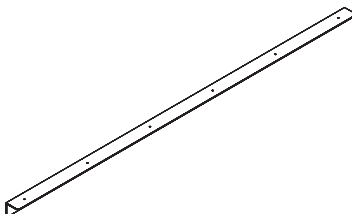
MMGANG3: (1) Bracket & (4) Knobs. Recommended when placing tops side by side.  
MMGANG4: (1) Bracket & (4) Screws. Can be used for "L" shape & "U" shape connections.



### Grommet

Model#	Depth	Width	Color	Surface Hole Diameter	Price
MMGR234B	3"	3"	Black Plastic	2 3/4"	\$50
MMGR234S	3"	3"	Silver Plastic	2 3/4"	\$50

Specify grommet locations. Standard left, right or center, see p. 157 for standard location.



### Stabilizer Bar, Black

Model#	Depth	Width	Height	Fits Top	Price
MMSB60	1"	44"	1"	60"W	\$76
MMSB66	1"	50"	1"	66"W	\$82
MMSB72	1"	56"	1"	72"W	\$88

May be purchased separately.  
2 Stabilizer bars are included with 60"W, 66"W & 72"W tops, when purchased with top and post legs.