

# training tables

 3 Days and  Lead Time


## Product Specifications

- 1" thick tops only, 2mm PVC edge-banding, pilot holes for post leg brackets only and metal inserts for ganging brackets
- Maverick Series has radiused corners, Arroyo Series has square corners
- Available in 20 standard colors, see color chart for upcharge information
- No up-charge for contrasting color edge-banding
- Legs and ganging hardware are ordered separately from the tops and are not factory installed
- All training and height adjustable tables can be assembled upon request at no charge

## How to Order Training Tables

### WORKSURFACE UNITS

1. Product number: **MM TR 24 60**

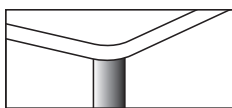


Series Name: Maverick with radius corners is MM, Arroyo with square corners is AR

2. Specify worksurface color - Choose from 20 standard colors.
3. Specify edge-banding color - Matching top color is standard.
4. Specify other accessories and upgrades. Grommet options page 169 see grommet locations below.
5. Legs are ordered separately. Specify from available legs on page 166-168.
6. Ganging and connecting hardware is ordered separately. See page 169.

### MAVERICK SERIES (MM)

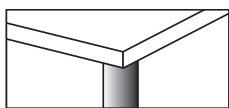
#### EDGE PROFILE-RADIUS



2MM FLAT PVC EDGE BANDING ON TOPS

### ARROYO SERIES (AR)

#### EDGE PROFILE-SQUARE



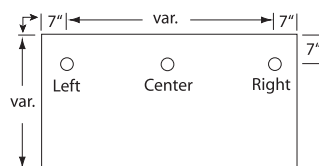
2MM FLAT PVC EDGE BANDING ON TOPS

### GROMMET OPTIONS

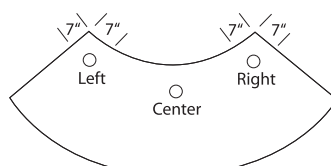


### TRAINING TABLE TOP STANDARD GROMMET LOCATIONS (Unless otherwise specified)

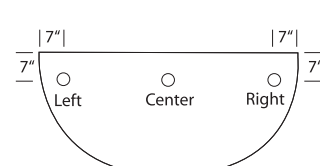
Note: While sitting at unit, grommet locations are named from left to right. Line drawings shown below are standard locations.



Rectangular  
24" or 30"



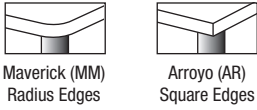
Curved  
24" or 30"



Half-Round  
48" or 60"

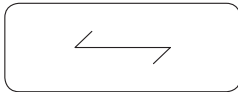
# training tables

## Training Worksurfaces

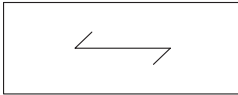


Maverick (MM)  
Radius Edges

Arroyo (AR)  
Square Edges



Maverick



Arroyo

### Rectangular Training Table Top, 20"D Tops (MM-radius edges, AR-square edges)

Model#	Depth	Width	Height	Weight	Cube	MM Price	AR Price
__TR2036	20"	36"	1"	23	1	\$192	\$172
__TR2042	20"	42"	1"	27	1	\$197	\$177
__TR2048	20"	48"	1"	30	1	\$207	\$187
__TR2054	20"	54"	1"	34	1	\$218	\$198
__TR2060	20"	60"	1"	38	1	\$250	\$224
__TR2066	20"	66"	1"	42	1	\$265	\$239
__TR2072	20"	72"	1"	45	1	\$286	\$260
__TR2078*	20"	78"	1"	49	1	\$328	\$296
__TR2084*	20"	84"	1"	53	1	\$359	\$322

**Note:** When ordering, insert MM for Maverick Series or AR for Arroyo Series. Wood grain runs the width direction.

\*Tops: 78"W & 84"W require 6-Post Legs.

**Stabilizer Bar:** 2 are included with 60"W, 66"W & 72"W tops, when ordered with post legs.

Max weight 50 lbs.

**Pre Drill Holes:** Tops are pre-drill for 4-Post Legs MMLEGTRB – MMLEGTRSC only.

**Ganging Hardware:** Is recommended when placing tops side by side.

### Rectangular Training Table Top, 24"D Tops (MM-radius edges, AR-square edges)

Model#	Depth	Width	Height	Weight	Cube	MM Price	AR Price
__TR2436	24"	36"	1"	30	1	\$260	\$234
__TR2442	24"	42"	1"	32	1	\$270	\$244
__TR2448	24"	48"	1"	36	1	\$281	\$255
__TR2454	24"	54"	1"	40	1	\$291	\$265
__TR2460	24"	60"	1"	45	1	\$301	\$270
__TR2466	24"	66"	1"	50	1	\$317	\$286
__TR2472	24"	72"	1"	54	1	\$328	\$296
__TR2478*	24"	78"	1"	59	1	\$359	\$322
__TR2484*	24"	84"	1"	63	1	\$380	\$343

**Note:** When ordering, insert MM for Maverick Series or AR for Arroyo Series. Wood grain runs the width direction.

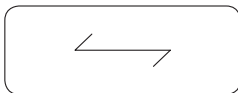
\*Tops: 78"W & 84"W require 6-Post Legs.

**Stabilizer Bar:** 2 are included with 60"W, 66"W & 72"W tops, when ordered with post legs.

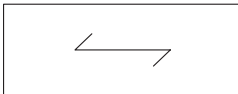
Max weight 50 lbs.

**Pre Drill Holes:** Tops are pre-drill for 4-Post Legs MMLEGTRB – MMLEGTRSC only.

**Ganging Hardware:** Is recommended when placing tops side by side.



Maverick



Arroyo

### Rectangular Training Table Top, 30"D Tops (MM-radius edges, AR-square edges)

Model#	Depth	Width	Height	Weight	Cube	MM Price	AR Price
__TR3048	30"	48"	1"	45	1	\$270	\$244
__TR3054	30"	54"	1"	51	1	\$276	\$250
__TR3060	30"	60"	1"	57	1	\$302	\$270
__TR3066	30"	66"	1"	62	1	\$333	\$302
__TR3072	30"	72"	1"	68	2	\$363	\$328
__TR3078*	30"	78"	1"	74	2	\$415	\$374
__TR3084*	30"	84"	1"	79	2	\$458	\$416

**Note:** When ordering, insert MM for Maverick Series or AR for Arroyo Series. Wood grain runs the width direction.

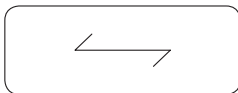
\*Tops: 78"W & 84"W require 6-Post Legs.

**Stabilizer Bar:** 2 are included with 60"W, 66"W & 72"W tops, when ordered with post legs.

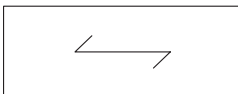
Max weight 50 lbs.

**Pre Drill Holes:** Tops are pre-drill for 4-Post Legs MMLEGTRB – MMLEGTRSC only.

**Ganging Hardware:** Is recommended when placing tops side by side.



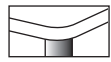
Maverick



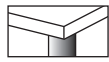
Arroyo

# training tables

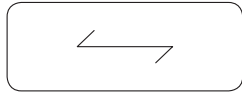
## Training Worksurfaces



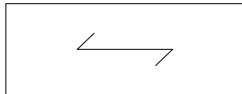
Maverick (MM)  
Radius Edges



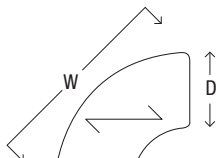
Arroyo (AR)  
Square Edges



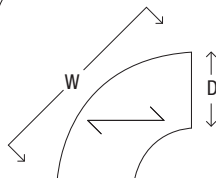
Maverick



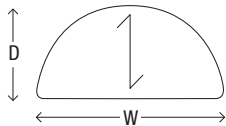
Arroyo



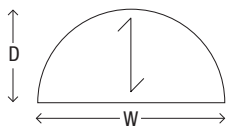
Maverick



Arroyo



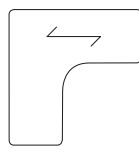
Maverick



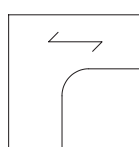
Arroyo



WG24 & WG30



Maverick



Arroyo



### Rectangular Training Table Top, 36"D Tops (MM-radius edges, AR-square edges)

Model#	Depth	Width	Height	Weight	Cube	MM Price	AR Price
__TR3660	36"	60"	1"	68	1	\$400	\$363
__TR3666	36"	66"	1"	75	1	\$432	\$390
__TR3672	36"	72"	1"	81	2	\$452	\$411

**Note:** When ordering, insert MM for Maverick Series or AR for Arroyo Series. Wood grain runs the width direction.

**Stabilizer Bar:** 2 are included with 60"W, 66"W & 72"W tops, when ordered with post legs.

Max weight 50 lbs.

**Pre Drill Holes:** Tops are pre-drill for 4-Post Legs MMLEGTRB – MMLEGTRSC only.

**Ganging Hardware:** Is recommended when placing tops side by side.

### Curved Training Table Top (Must be ganged with another top for stability)

Model#	Depth	Width	Height	Weight	Cube	MM Price	AR Price
__TRQ2460L	24"	60"	1"	27	1	\$308	\$277
__TRQ2460R	24"	60"	1"	27	1	\$308	\$277
__TRQ3060L	30"	60"	1"	33	2	\$340	\$308
__TRQ3060R	30"	60"	1"	33	2	\$340	\$308

**Note:** When ordering, insert MM for Maverick Series or AR for Arroyo before model number.

On "L" units, from users' view, woodgrain direction is parallel with right edge and perpendicular with left edge.

On "R" units wood-grain is parallel with the left edge and perpendicular with the right edge.

If not ganged, order 5th leg for stability.

**Pre Drill Holes:** Tops are pre-drill for Post Legs MMLEGTRB – MMLEGTRSC only.

**Ganging Hardware:** Is recommended when placing tops side by side.

### Half-Round Training Table Top (48" & 60" require four legs and two ganging plates)

Model#	Depth	Width	Height	Weight	Cube	MM Price	AR Price
__TRWH1224	12"	24"	1"	6	1	\$153	\$122
__TRWH1224WG24	12"	24"	1"	6	1	\$153	\$122
__TRWH1530	15"	30"	1"	10	1	\$186	\$154
__TRWH1530WG30	15"	30"	1"	10	1	\$186	\$154
__TRWH2448	24"	48"	1"	24	1	\$387	\$355
__TRWH3060	30"	60"	1"	37	1	\$463	\$355

**Note:** When ordering, insert MM for Maverick Series or AR for Arroyo before model number.

Woodgrain direction runs the depth to coordinate with woodgrain direction on rectangular worksurfaces.

12" & 15" deep require only 1 leg and 1 ganging plate.

12" & 15" deep (WG24 & WG30), the woodgrain runs the width to coordinate with the grain on 1 end of curved units.

**Pre Drill Holes:** Tops are pre-drill for Post Legs MMLEGTRB – MMLEGTRSC only.

**Ganging Hardware:** Is recommended when placing tops side by side.

### Curved Corner Training Table Top (48" & 60" require four legs and two ganging plates)

Model#	Depth	Width	Height	Weight	Cube	MM Price	AR Price
__TRCWS424224	24"	42"	1"	24	1	\$399	\$355
__TRCWS424230	30"	42"	1"	24	1	\$399	\$355
__TRCWS484824	24"	48"	1"	30	1	\$464	\$413
__TRCWS484830	30"	48"	1"	30	1	\$464	\$464
__TRCWS606024	24"	60"	1"	47	1	\$580	\$521
__TRCWS606030	30"	60"	1"	47	1	\$580	\$521

**Note:** When ordering, insert MM for Maverick Series or AR for Arroyo before model number.

**Pre Drill Holes:** Tops are pre-drill for Post Legs MMLEGTRB – MMLEGTRSC only.

**Ganging Hardware:** Is recommended when placing tops side by side.

# training tables

## Bases, for Training Table Tops

(Leg heights vary and cannot be combined)



### Post Leg 2 3/8" diameter (Set of 4 legs) for Training Table Tops

Model#	Description	Color	Height	Price
MM LEGTRB	4 Posts with Leveler	Black	27 13/16"	\$296
MM LEGTRS	4 Posts with Leveler	Brushed Steel	27 13/16"	\$296
MM LEGTRBC	4 Posts with Locking Casters	Black	27 15/16"	\$296
MM LEGTRSC	4 Posts with Locking Casters	Brushed Steel	27 15/16"	\$296
MM CULEG_ _	1 Individual Post Leg		27 15/16"	\$ 81

For individual post legs...\$81 each. Specify complete model #MM CULEG\_ \_ (e.g. MM CULEGTRB)  
 Individual post leg includes mounting screws.  
 Legs are shipped un-installed and require minor assembly with woodscrews for each leg.  
 Tops 78"W & 84"W requires 6-post legs. Tops are pre-drilled for 4-post legs only. GSA Approved.

LEAD TIME

### T-Leg with Casters (One complete T-Leg)

Model#	Description	Color	Depth	Width	Height	Price
MM LEGTRTB4836	1 T-leg w/Casters	Black	19 3/4"	24 1/2"	28 3/8"	\$458
MM LEGTRTB7260	1 T-leg w/Casters	Black	19 3/4"	58"	28 3/8"	\$597

Standard with casters. Can also be used with levelers (included inside box). Available in black color only.  
 TB4836 base fit tops 36"W & 48"W and TB7260 base fits 60"W & 72"W.  
 Tops are not pre-drilled for T-legs.

Bases ship unassembled unless otherwise specified.

LEAD TIME

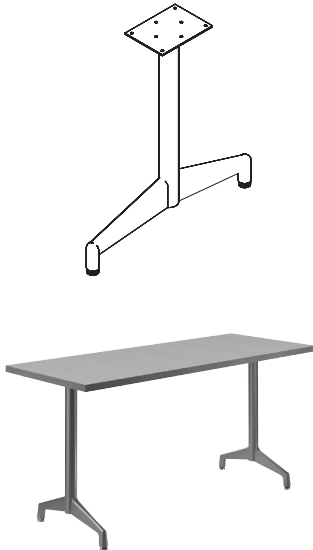


### T-Leg with Leveler (Set of 2 legs)

Model#	Depth	Width	Height	Fits Top Size	Color	Weight	Cube	Price
MM LEGTL20S	20"	2 1/4"	28"	20/24"D-72"W	Silver	23	4	\$529
MM LEGTL20B	20"	2 1/4"	28"	20/24"D-72"W	Black	23	4	\$529
MM LEGTL20W	20"	2 1/4"	28"	20/24"D-72"W	White	23	4	\$529
MM LEGTL30S	30"	2 1/4"	28"	30/36"D-72"W	Silver	23	4	\$561
MM LEGTL30B	30"	2 1/4"	28"	30/36"D-72"W	Black	23	4	\$561
MM LEGTL30W	30"	2 1/4"	28"	30/36"D-72"W	White	23	4	\$561

Column diameter 2 1/4", mounting plate 6"D x 8"W. Base Spread: 20"D is 20"W. 30"D is 26"W.  
 Stabilizer Bar: 1 is included with 60"W, 66"W & 72"W tops, when ordered with T-Legs.  
 Legs ship unassembled unless otherwise specified.

LEAD TIME

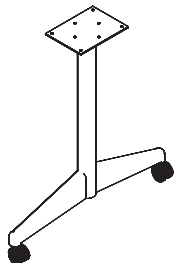


### T-Leg with Casters (Set of 2 legs)

Model#	Depth	Width	Height	Fits Top Size	Color	Weight	Cube	Price
MM LEGTC20S	20"	2 1/4"	28"	20/24"D-72"W	Silver	23	4	\$574
MM LEGTC20B	20"	2 1/4"	28"	20/24"D-72"W	Black	23	4	\$574
MM LEGTC20W	20"	2 1/4"	28"	20/24"D-72"W	White	23	4	\$574
MM LEGTC30S	30"	2 1/4"	28"	30/36"D-72"W	Silver	23	4	\$606
MM LEGTC30B	30"	2 1/4"	28"	30/36"D-72"W	Black	23	4	\$606
MM LEGTC30W	30"	2 1/4"	28"	30/36"D-72"W	White	23	4	\$606

Column diameter 2 1/4", mounting plate 6"D x 8"W. Base Spread: 20"D is 20"W. 30"D is 26"W.  
 Stabilizer Bar: 1 is included with 60"W, 66"W & 72"W tops, when ordered with T-Legs.  
 Legs ship unassembled unless otherwise specified.

LEAD TIME



# training tables

## Bases, for Training Table Tops

(Leg heights vary and cannot be combined)

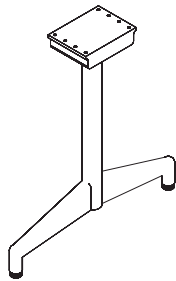


### Flip Top Base with Casters (Black color only)

Model#	Depth	Width	Height	Color	Weight	Cube	Price
MMLEGFB4836	20"	24"	28 1/2"	Black	42	1	\$406
MMLEGFB7260	20"	58"	28 1/2"	Black	42	1	\$550

FB4836 base fit tops 36"W and 48"W. FB7260 base fit tops 60"W and 72"W wide.  
Use with rectangular tops, see pp. 164-165. Accommodates 24"D tops only.  
Bases ship unassembled unless otherwise specified.  
Tops are not pre-drill for flip top bases.

LEAD TIME

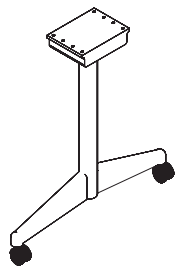


### Flip Top Base with Leveler (Set of 2 legs)

Model#	Depth	Width	Height	Fits Top Size	Color	Weight	Cube	Price
MMLEGTFL20S	20"	2 1/4"	28"	20/24"D-72"W	Silver	23	4	\$858
MMLEGTFL20B	20"	2 1/4"	28"	20/24"D-72"W	Black	23	4	\$858
MMLEGTFL20W	20"	2 1/4"	28"	20/24"D-72"W	White	23	4	\$858
MMLEGTFL30S	30"	2 1/4"	28"	30/36"D-72"W	Silver	23	4	\$890
MMLEGTFL30B	30"	2 1/4"	28"	30/36"D-72"W	Black	23	4	\$890
MMLEGTFL30W	30"	2 1/4"	28"	30/36"D-72"W	White	23	4	\$890

Column diameter 2 1/4", Flip Top Mechanism is mechanically attached to the base.  
Base Spread: 20"D is 20"W. 30"D is 26"W. Use with rectangular tops, see pp. 164-165.  
Stabilizer Bar: 1 is included with 60"W, 66"W & 72"W tops, when ordered with Flip Top Base.  
Base ship unassembled unless otherwise specified.

LEAD TIME



### Flip Top Base with Casters (Set of 2 legs)

Model#	Depth	Width	Height	Fits Top Size	Color	Weight	Cube	Price
MMLEGTFC20S	20"	2 1/4"	28"	20/24"D-72"W	Silver	23	4	\$903
MMLEGTFC20B	20"	2 1/4"	28"	20/24"D-72"W	Black	23	4	\$903
MMLEGTFC20W	20"	2 1/4"	28"	20/24"D-72"W	White	23	4	\$903
MMLEGTFC30S	30"	2 1/4"	28"	30/36"D-72"W	Silver	23	4	\$935
MMLEGTFC30B	30"	2 1/4"	28"	30/36"D-72"W	Black	23	4	\$935
MMLEGTFC30W	30"	2 1/4"	28"	30/36"D-72"W	White	23	4	\$935

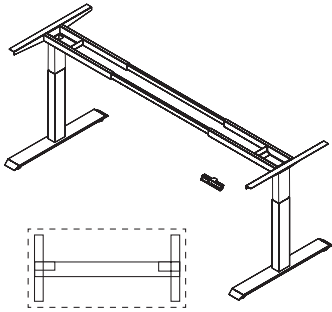
Column diameter 2 1/4", Flip Top Mechanism is mechanically attached to the base.  
Base Spread: 20"D is 20"W. 30"D is 26"W. Use with rectangular tops, see pp. 164-165.  
Stabilizer Bar: 1 is included with 60"W, 66"W & 72"W tops, when ordered with Flip Top Base.  
Base ship unassembled unless otherwise specified.

LEAD TIME



# training tables

## Bases, for Training Table Tops



Adjustable Height Electrical Base (Sit to stand, fits top sizes below)

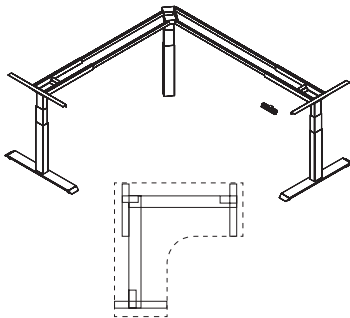
Model#	Base(D)	Base (W)	Height	Fits Top Size	Color	Weight	Cube	Price
MMLEGAHE24S	22"	47-72"	23 1/2-49"	24"D-72"W	Silver	64	1	\$1,366
MMLEGAHE24B	22"	47-72"	23 1/2-49"	24"D-72"W	Black	64	1	\$1,366
MMLEGAHE24W	22"	47-72"	23 1/2-49"	24"D-72"W	White	64	1	\$1,366
MMLEGAHE30S	28"	47-72"	23 1/2-49"	30"D-72"W	Silver	64	1	\$1,366
MMLEGAHE30B	28"	47-72"	23 1/2-49"	30"D-72"W	Black	64	1	\$1,366
MMLEGAHE30W	28"	47-72"	23 1/2-49"	30"D-72"W	White	64	1	\$1,366

Does not include top. 2 stage base.  
**Bases ship unassembled unless otherwise specified.**

**15** LEAD TIME

Handset	Push Button/4 memory presets
Motor	Dual motor
Foot Length	28"
Height range (excluding top)	23.5" - 49"
Frame width	Width adjustable 48" - 72"
Worksurface widths	48" - 72"
Worksurface depths	24" & 30"
Max lifting capacity	250lbs.
Base Weight	66lbs.
Speed	30mm/s
Warranty	5 years

Adjustable Height Electrical L-Unit Base (Sit to stand, fits top sizes below) N/A in Black



Model#	Base(D)	Base (W)	Height	Fits Top Size	Color	Weight	Cube	Price
MMLEGAHEL24S	22"	48-72"	23 1/2-49"	24"D-72"W	Silver	112	1	\$2,337
MMLEGAHEL24W	22"	48-72"	23 1/2-49"	24"D-72"W	White	112	1	\$2,337
MMLEGAHEL30S	28"	48-72"	23 1/2-49"	30"D-72"W	Silver	112	1	\$2,337
MMLEGAHEL30W	28"	48-72"	23 1/2-49"	30"D-72"W	White	112	1	\$2,337

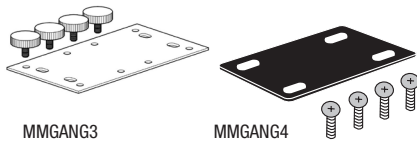
Does not include top. 3 stage base.  
**Bases ship unassembled unless otherwise specified.**

**15** LEAD TIME

Handset	Push Button/4 memory presets
Motor	Triple motor
Foot Length	28"
Height range (excluding top)	23.5" - 49"
Frame width	Width adjustable 48" - 72"
Worksurface widths	48" - 72"
Worksurface depths	24" & 30"
Max lifting capacity	300lbs.
Base Weight	112lbs.
Speed	33mm/s
Warranty	5 years

# training tables

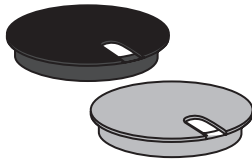
## Accessories and Upgrades



### Ganging and Connecting Hardware (For use with factory-installed metal inserts)

Model#	Depth	Width	Height	Hardware	Weight	Cube	Price
MMGANG3	4"	6"	.25"	Ganging	1	1	\$37
MMGANG4	4"	6"	.25"	Connecting	1	1	\$37

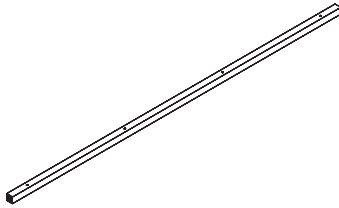
MMGANG3: (1) Bracket & (4) Knobs. Recommended when placing tops side by side.  
 MMGANG4: (1) Bracket & (4) Screws. Can be used for "L" shape & "U" shape connections.



### Grommet

Model#	Depth	Width	Color	Surface Hole Diameter	Price
MMGR234B	3"	3"	Black Plastic	2 3/4"	\$49
MMGR234S	3"	3"	Silver Plastic	2 3/4"	\$49

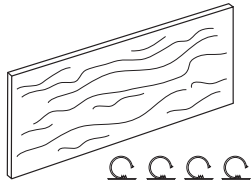
Specify grommet locations. Standard left, right or center, see p. 161 for standard location.



### Stabilizer Bar, Black

Model#	Depth	Width	Height	Fits Top	Price
MMSB60	1"	44"	1"	60"W	\$74
MMSB66	1"	50"	1"	66"W	\$80
MMSB72	1"	56"	1"	72"W	\$85

May be purchased separately.  
 2 Stabilizer bars are included with 60"W, 66"W & 72"W tops, when purchased with top and post legs.



### Modesties (To be ordered with post legs ONLY)

Model#	Depth	Width	Height	Top Width	Weight	Cube	Price
MM TRM48	.75"	48"	12"	48"	1	1	\$ 87
MM TRM60	.75"	60"	12"	60"	1	2	\$116
MM TRM72	.75"	72"	12"	72"	1	2	\$130

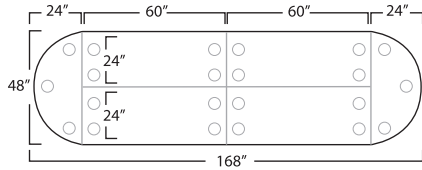
Fits training table tops only. Includes (4) wire management clips and installation hardware.

**15** LEAD TIME

# training tables

## Configurations

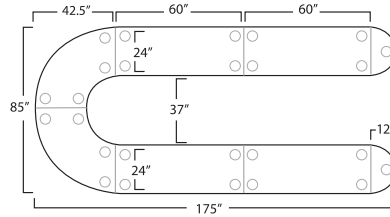
Begin model number with MM for Maverick (radius corners) or AR for Arroyo (square corners)



**RACETRACK (Seats 10)**

	MM	AR
4 __TR2460	\$1,204	\$1,080
2 __TRWH2448	\$774	\$710
5 MM LEGTR__*	\$1,480	\$1,480
6 MMGANG3	\$222	\$222
2 MM CULEG__	\$162	\$162
	<b>\$3,842</b>	<b>\$3,654</b>

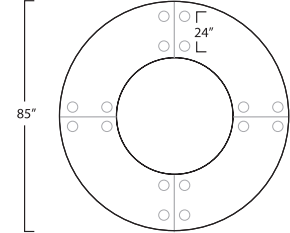
\* Includes (2) individual legs



**HORSESHOE (Seats 12)**

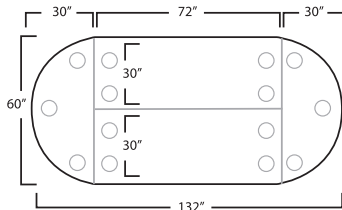
	MM	AR
4 __TR2460	\$1,204	\$1,080
1 __TRQ2460L	\$308	\$276
1 __TRQ2460R	\$308	\$276
2 __TRWH1224	\$306	\$244
6 MM LEGTR__*	\$1,776	\$1,776
2 MM CULEG__	\$162	\$162
7 MMGANG3	\$259	\$259
	<b>\$4,323</b>	<b>\$4,073</b>

\* Includes (2) individual legs



**DONUT 24" SECTIONS (Seats 8)**

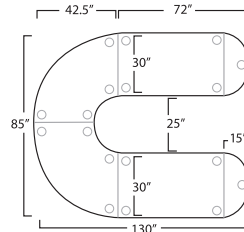
	MM	AR
2 __TRQ2460L	\$616	\$552
2 __TRQ2460R	\$616	\$552
4 MM LEGTR__	\$1,184	\$1,184
4 MMGANG3	\$148	\$148
	<b>\$2,564</b>	<b>\$2,436</b>



**RACETRACK 30X72 (Seats 8)**

	MM	AR
2 __TR3072	\$726	\$656
2 __TRWH3060	\$926	\$710
3 MM LEGTR__*	\$888	\$888
2 MM CULEG__	\$592	\$592
5 MMGANG3	\$185	\$185
	<b>\$3,317</b>	<b>\$3,031</b>

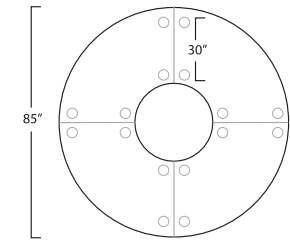
\* Includes (2) individual legs



**HORSESHOE (Seats 8)**

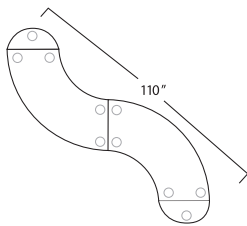
	MM	AR
2 __TR3072	\$726	\$656
1 __TRQ3060L	\$340	\$308
1 __TRQ3060R	\$340	\$308
2 __TRWH1530	\$372	\$308
4 MM LEGTR__*	\$1,184	\$1,184
2 MM CULEG__	\$162	\$162
5 MMGANG3	\$185	\$185
	<b>\$3,309</b>	<b>\$3,111</b>

\* Includes (2) individual legs



**DONUT 30" SECTIONS (Seats 8)**

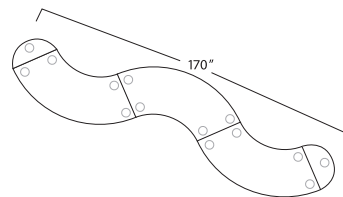
	MM	AR
2 __TRQ3060L	\$680	\$616
2 __TRQ3060R	\$680	\$616
4 MM LEGTR__	\$1,184	\$1,184
4 MMGANG3	\$148	\$148
	<b>\$2,692</b>	<b>\$2,564</b>



**S TABLE 24" SECTIONS (Seats 4)**

	MM	AR
2 __TRQ2460R	\$616	\$552
1 __TRWH1224	\$153	\$122
1 __TRWH1224WG24	\$153	\$122
2 MM LEGTR__*	\$592	\$592
2 MM CULEG__	\$162	\$162
3 MMGANG3	\$111	\$111
	<b>\$1,787</b>	<b>\$1,661</b>

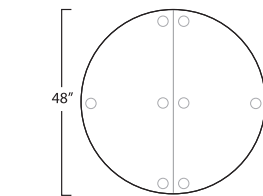
\* Includes (2) individual legs



**S TABLE 24" SECTIONS (Seats 6)**

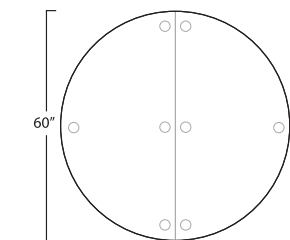
	MM	AR
3 __TRQ2460R	\$924	\$828
1 __TRWH1224	\$153	\$122
1 __TRWH1224WG24	\$153	\$122
3 MM LEGTR__*	\$888	\$888
2 MM CULEG__	\$162	\$162
4 MMGANG3	\$148	\$148
	<b>\$2,428</b>	<b>\$2,270</b>

\* Includes (2) individual legs



**ROUND 48" (Seats 4)**

	MM	AR
2 __TRWH2448	\$774	\$710
2 MM LEGTR__	\$592	\$592
2 MMGANG3	\$74	\$74
	<b>\$1,440</b>	<b>\$1,376</b>



**ROUND 60" (Seats 8)**

	MM	AR
2 __TRWH3060	\$926	\$710
2 MM LEGTR__	\$592	\$592
2 MMGANG3	\$74	\$74
	<b>\$1,592</b>	<b>\$1,376</b>

Configurations are a small sample of total available.